

**Opioid Treatment Programs (OTPs)** are hospital and community based substance use treatment programs that provide medication assisted treatment (MAT), counseling and behavioral therapy to people experiencing opioid use disorders. OTP's are certified by the Substance Abuse and Mental Health Services Administration (SAMHSA), accredited by an independent entity and licensed by the Maryland Behavioral Health Administration (BHA). In Maryland, OTPs utilize an evidence-based treatment approach supported by substance abuse counseling, case management, community resource referrals and other supportive services to help patients reclaim their lives. The medication options offered include methadone, buprenorphine and vivitrol.

## Rate of OTP Service Use, Number of OTP Users and OTP Providers by Jurisdiction, FY2019

### Rate of OTP Service Use:

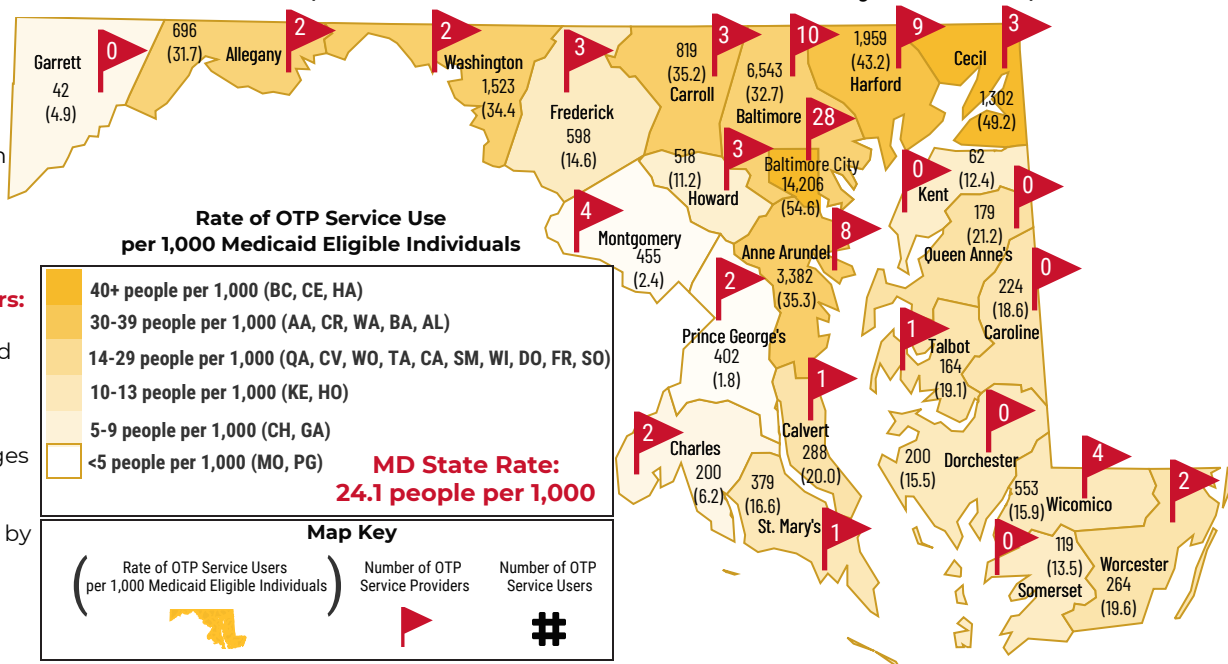
On average, **24.1 people per 1,000** Medicaid eligible, used this service across the state. Rates ranged from a high of 54.6 users per 1,000 eligible in Baltimore City to a low of 1.8 users per 1,000 eligible in Prince George's County.

### Number of OTP Service Users:

The number of Marylanders receiving OTP services totaled **33,867\***. Of those receiving services the majority were White (64%) and male (54%) with an average age of 43. Ages ranged from 17-84 with recipients 26-44 years old accounting for 49%, followed by those 45-64 years old, who accounted for 43%.

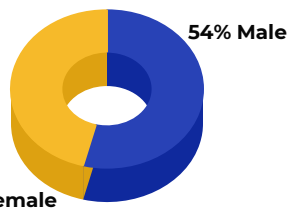
### OTP Providers:

In FY2019, there were **88 licensed OTP providers\*\*** across the state. OTP's within each jurisdiction ranged from a high of 28 programs in Baltimore City to zero in six jurisdictions.

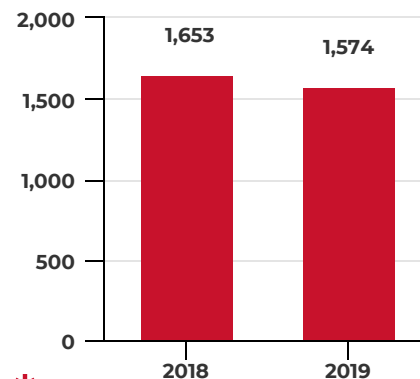


## MAT Recipients by Gender, 2019

**MAT Participant Profile (2019)**  
 69% are Smokers  
 33% are Employed  
 10% are Homeless  
 5% involved in the justice system

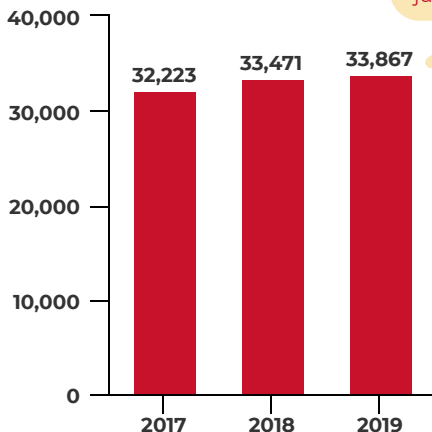


## Opioid Related Deaths Occurring from Jan-Sept (2018-2019)

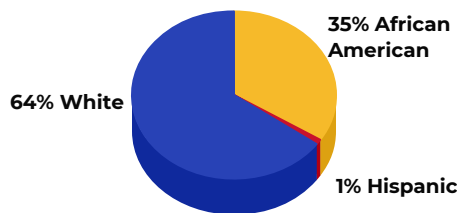


\* Opioid related deaths have decreased by 5% in the first three quarters of 2019

## Number of Persons Receiving MAT (2017-2019)\*



## MAT Recipient by Race and Ethnicity, 2019



**58K**

It is estimated that across the state, approximately **58,000** people ages 12 and older have an opioid use disorder

**1:385**

In FY2019, there was approximately **1 OTP provider** for every **385** service users

**\$97.6M**

In FY2019, statewide expenditures for MAT services totaled just over **\$97.6 Million**, an increase of 9.4% in the past year

Data Sources: Data is based on ASO claims paid through 9/31/2019; Maryland Statewide OTP Licensing for FY2019; The Outcomes Measurement System; and MD Vitals Statistics Drug-Related Intoxication Deaths, Third Quarter Report FY2019. Note: \*ASO claims data for FY2019 is preliminary and not final as providers have 12 months from the time of service to submit claims for payment; \*\* OTP provider data is based on licensed providers as of 11/15/19. This data does not include jail based programs.