


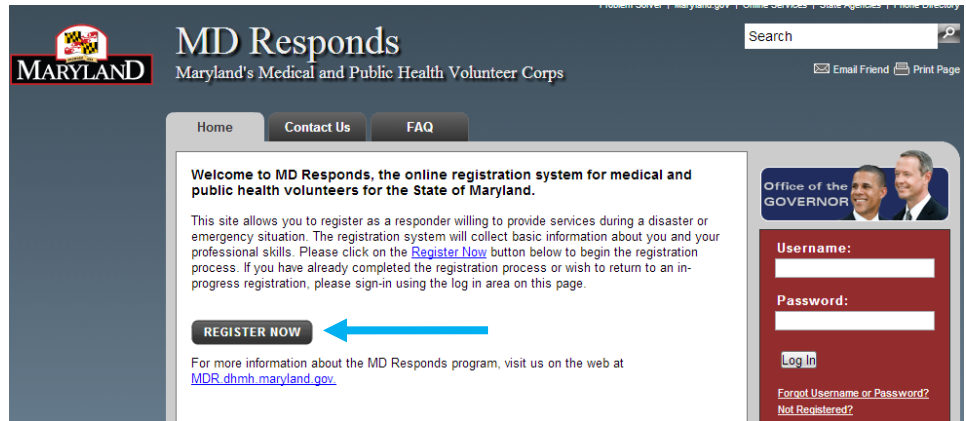
MD RESPONDS

Maryland's Medical & Public Health Volunteer Corps

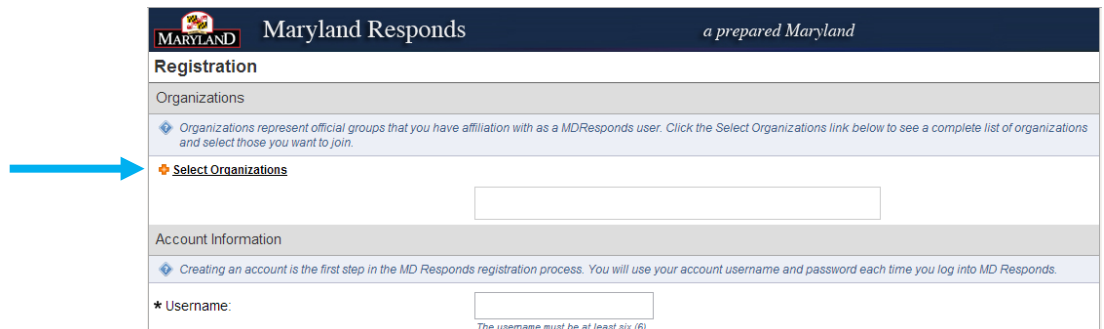


How to Register with MD Responds:

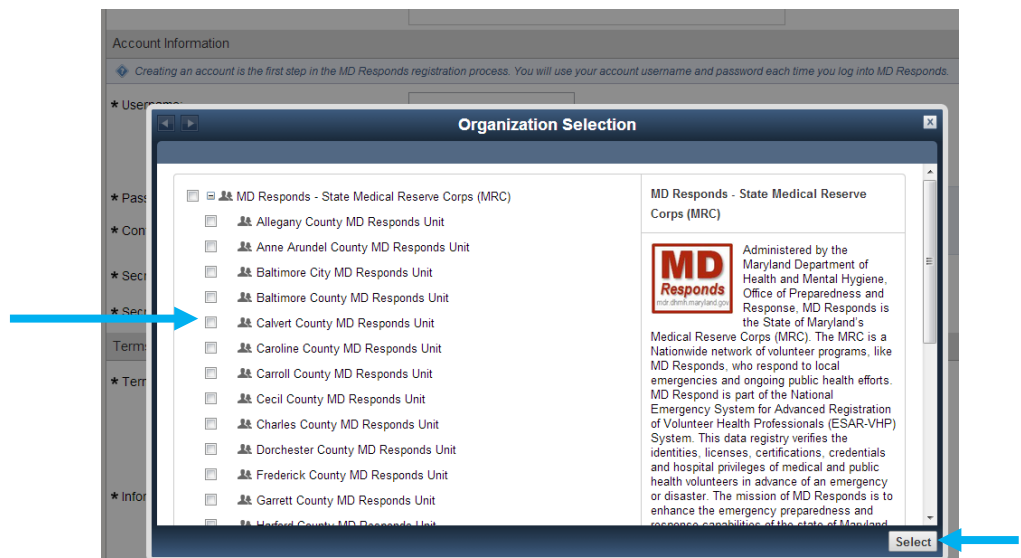
1. Visit the MD Responds Volunteer Registry Website at <https://mdresponds.dhmh.maryland.gov/>.
2. Click the **REGISTER NOW** button.



3. From the top of the registration page, click **Select Organizations** button to open the organizations drop down menu.

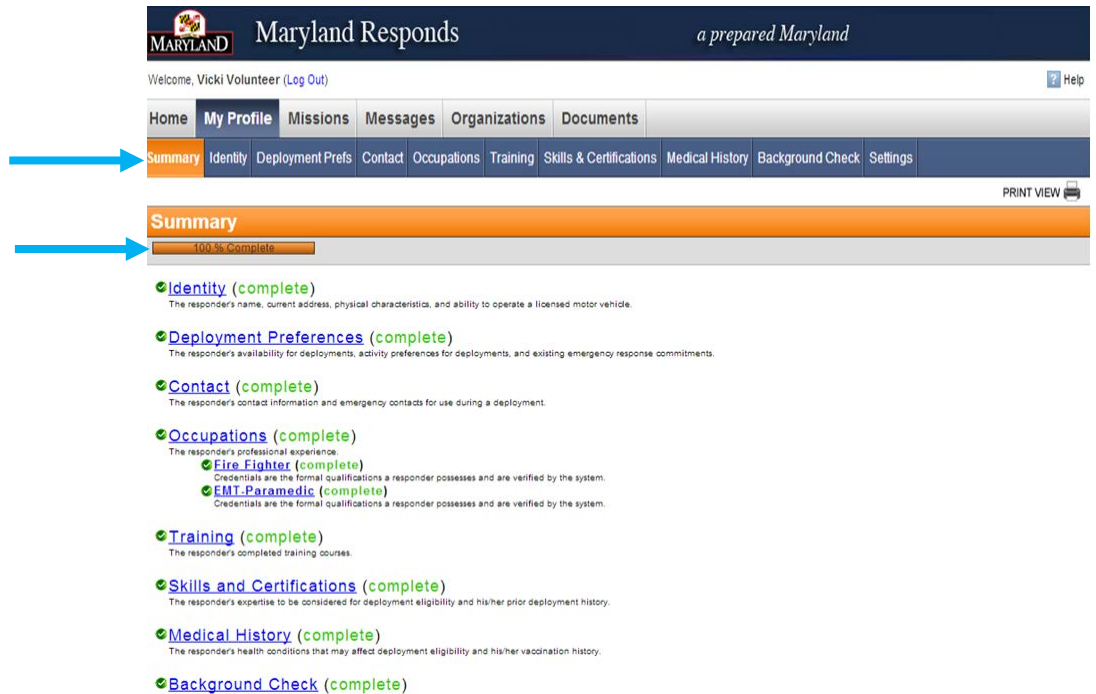


4. From the organizations drop down menu, check the **box** next to your **County's MD Responds Unit**.



Organizations represent the County MD Responds Unit that you are affiliated with based on your county of residents. County MD Responds Units are an extension of the State MD Responds MRC. Select an organization based on your county of residence. You may select only one County MD Responds Unit. You will receive notifications regarding regional, state-wide or national deployments from the State MD Responds MRC and you will receive notifications regarding local volunteer opportunities and deployments from your County MD Responds Unit. If you live outside the State of Maryland, please select the "Out of State" organization.

5. Click **Select** to complete the rest of the registration form.
6. Before logging off, return to your **Profile Summary** page to ensure all sections of your profile are complete. The **summary indicator bar** should read **100% Complete**.



Be sure to visit us on the **Web** at mdr.dhnh.maryland.gov and on **Facebook** at facebook.com/MDResponds.

If you have additional questions, please contact your local MD Responds Unit Administrator. You may also email the State MD Responds program office at mdresponds.dhnh@maryland.gov for assistance.