



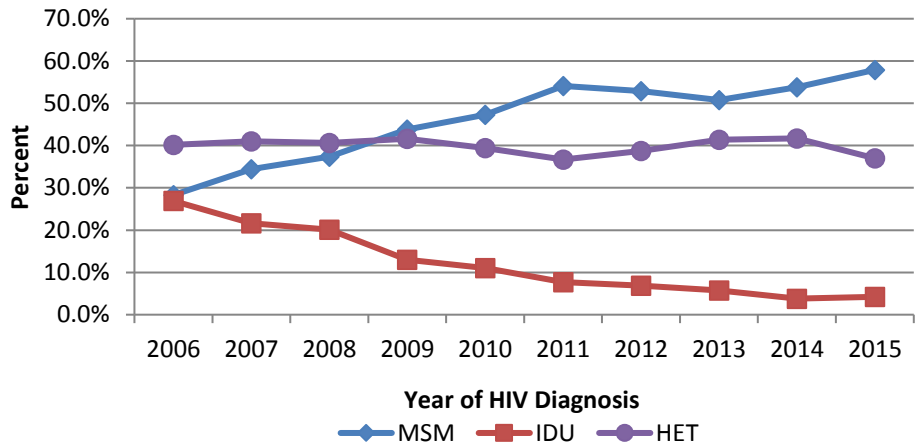
# EXPOSURE CATEGORY AND HIV IN MARYLAND, 2015

OCTOBER 2016

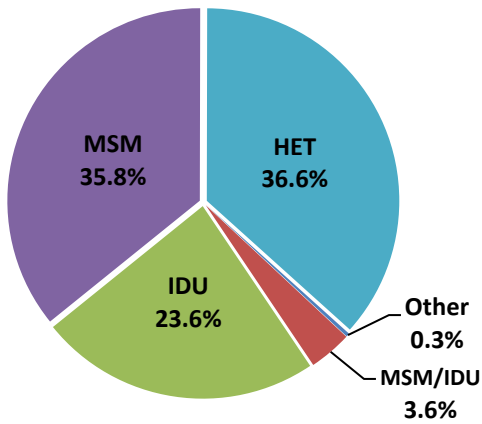
## New HIV Diagnoses

- The proportion of new HIV diagnoses that were **MSM** increased from **28.3%** in **2006** to **57.9%** in **2015**, while exposure among **IDU** decreased from **26.9%** to **4.2%** in **2015**. **HET** also slightly decreased from **40.2%** to **37.0%** during this same time period.
- Of the **966 male** HIV diagnoses in 2015 in Maryland, **77.8%** of those with a reported exposure were **MSM**.

Trends in Exposure Category of HIV Diagnosis, 2006-2015, as reported through 6/30/2016



Living Adult/Adolescent Maryland HIV Cases with Exposure (N = 25,456)



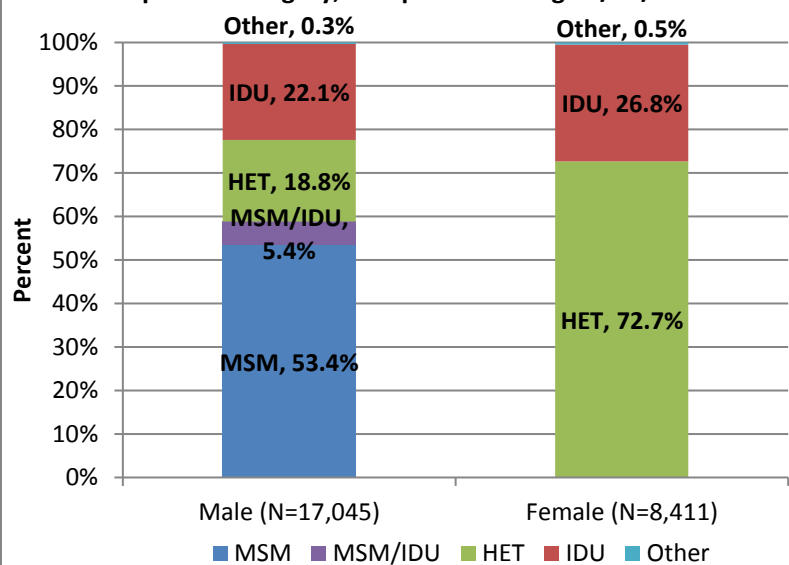
- There are roughly equal numbers of cases in the **HET** (**9,320**) and **MSM** (**9,106**) exposure categories.
- This distribution of exposure category is very different for **men** and **women**. Almost **three-quarters** of **female** cases report a **HET** exposure (**72.7%**), while **half** of **male** cases are **MSM** (**53.4%**).

## Characteristics of Living HIV Cases

- | <b>MSM</b>              | <b>HET</b>              | <b>IDU</b>              |
|-------------------------|-------------------------|-------------------------|
| • <b>58.9% NH White</b> | • <b>43.5% Hispanic</b> | • <b>26.0% NH Black</b> |
| • 44.9% Hispanic        | • 40.0% NH Black        | • 17.5% NH White        |
| • 30.1% NH Black        | • 18.9% NH White        | • 9.0% Hispanic         |

- HIV exposure category is known for **79.8%** of **all living adult/adolescent cases** of HIV in Maryland.

Living Adult/Adolescent Maryland HIV Cases with Exposure Category, as reported through 6/30/2016



**HET:** Heterosexual Exposure | **IDU:** Injection Drug User | **MSM:** Men who have Sex with Men | **NH:** Non-Hispanic