

Maryland Department of Health & Mental Hygiene

Initial Findings from the Baseline Tobacco Study

*Cigarette Restitution Fund Program
Tobacco Use Prevention and Cessation Program*


Parris N. Glendening
Governor
State of Maryland

Kathleen Kennedy Townsend
Lieutenant Governor
State of Maryland

Georges C. Benjamin, M.D.
Secretary
Department of Health & Mental Hygiene

Arlene H. Stephenson
Deputy Secretary, Public Health Services
Department of Health & Mental Hygiene

Carlessia A. Hussein, Dr.P.H.
Director, Cigarette Restitution Fund Programs
Department of Health & Mental Hygiene



February 8, 2001

Maryland Department of Health & Mental Hygiene

Initial Findings from the
Baseline Tobacco Study

Cigarette Restitution Fund Program
Tobacco Use Prevention and Cessation Program

February 8, 2001

On the Internet At: [Http:\\www.dhmh.state.md.us/esm](http://www.dhmh.state.md.us/esm)

CONTENTS

Introduction.....	1
Background.....	1
Methodology.....	3
Nicotine Use by Maryland Residents	8
Cigarette Use by Maryland Residents	10
Smokeless Tobacco Use by Maryland Residents	12
Other Tobacco Product Use by Maryland Residents	14
The Contribution of Cigarettes to Nicotine Use.....	16
Maryland and National Youth	18
Cigarettes: Age of Initiation, Youth Access, Cessation.....	20
Age of Initiation.....	20
Underage Youth Access	22
Smoking Cessation	24
Variations by Local Jurisdiction.....	26
Nicotine Use by Local Jurisdiction	26
Cigarettes, Smokeless, and Other Tobacco Product Use by Local Jurisdiction.....	28
Nicotine Use by Pregnant Women by Local Jurisdiction	30
Cigarette Use in Households with Children by Local Jurisdiction	32
Smokers Who Tried to Stop Smoking by Local Jurisdiction.....	34
Future Reports.....	36

CONTENTS

TABLES AND FIGURES

Table 1. Survey Participation Rates on Youth and Adult Surveys	6
Table 2. Nicotine Use by Local Jurisdiction	26
Table 3. Use of Nicotine, by Product, Among Youth and Adults by Local Jurisdiction	28
Table 4. Cigarette Use During Pregnancy by Local Jurisdiction.....	30
Table 5. Youth Who Live in Households with Cigarette Smokers by Local Jurisdiction.....	32
Table 6. Cessation Attempts Among Smokers by Local Jurisdiction.....	34
Figure 1. Nicotine Use by Age and Race/Ethnicity	8
Figure 2. Nicotine Use by Age and Gender.....	9
Figure 3. Cigarette Use by Age and Race/Ethnicity.....	10
Figure 4. Cigarette Use by Age and Gender.....	11
Figure 5. Smokeless Tobacco Use by Age and Race/Ethnicity	12
Figure 6. Smokeless Tobacco Use by Age and Gender	13
Figure 7. Other Tobacco Product Use by Age and Race/Ethnicity.....	14
Figure 8. Other Tobacco Product Use by Age and Gender.....	15
Figure 9. The Contribution of Cigarettes to Nicotine Use Among Youth by Race/Ethnicity.....	16
Figure 10. The Contribution of Cigarettes to Nicotine Use Among Adults by Race/Ethnicity	17
Figure 11. Proportions of Maryland and National Middle School and High School Students Who Currently Use Tobacco Products.....	18
Figure 12. Initiation of Smoking Under the Age of 11, Among Youth.....	20
Figure 13. Age of Initiation of Smoking Among Adults	21
Figure 14. Usual Sources of Cigarettes for Underage Youth Who Smoke	22
Figure 15. Smoking Cessation Among Maryland and National Youth	24

Appendix 1: Maryland Youth Tobacco Survey Methodology..... 37

Appendix 2: Maryland Youth Tobacco Survey 2000 Questionnaire..... 42

Appendix 3: Maryland Adult Tobacco Survey Methodology..... 53

Appendix 4: Maryland Adult Tobacco Survey 2000 Questionnaire..... 60

INTRODUCTION

As part of Maryland's aggressive strategy to reduce reliance on tobacco products and curtail tobacco's negative health consequences, Maryland enacted legislation that includes annual surveys of youth and adults. This initial findings report provides a "first look" at the results of these comprehensive surveys. The surveys will help target, evaluate, and periodically refocus statewide and local programs to reduce dependence of Marylanders on tobacco products. The surveys generate Statewide data and data for each of Maryland's 24 political jurisdictions (23 counties plus the City of Baltimore). For youth, they also distinguish between middle school and senior high school students.

BACKGROUND

In November 1998, Maryland settled its lawsuit against the tobacco industry when it joined with 45 other States in signing the Master Settlement Agreement with the tobacco industry. In the Spring of 1999, the Maryland General Assembly and Governor Paris Glendening created the "Cigarette Restitution Fund" (CRF) as the repository of all settlement funds received by Maryland. Then, in the Spring of 2000, the enactment of Senate Bill 896 and House Bill 1425 spawned an aggressive new initiative against tobacco use in Maryland funded by the CRF, codified as Subtitle 10 of the General Health Article, and titled the "Tobacco Use Prevention and Cessation" program. The program provides for:

- **Counter-marketing and Media:** statewide marketing and media campaigns to counter tobacco advertisements and promote healthy behaviors;
- **Local Public Health:** community-based programs, school-based programs, cessation programs, and enforcement programs;
- **Statewide Public Health:** support for local programs that emphasize the elimination of disparities in tobacco use among Maryland's diverse population and provide outreach especially to the African American community; and
- **Surveillance and Evaluation:** annual surveys to evaluate Maryland's success. The Maryland Youth Tobacco Survey (MYTS) focused on sixth through twelfth graders, and the Maryland Adult Tobacco Survey (MATS) among Marylanders aged 18 years and older.

The Maryland Baseline Tobacco Study (MBTS) consists of the first statewide administration of both the MYTS and MATS. The baseline survey of youth and adults, and subsequent annual surveys, were authorized by the State legislature to generate data for use in:

- allocating funds from the State's CRF among Maryland's 24 political subdivisions,
- targeting programs so that disparities in tobacco use and associated health problems, including but not limited to cancer, would be reduced and eventually eliminated, and
- adjusting or modifying tobacco use prevention and cessation strategies, in response to changes in dimensions of the problem observed over time.

Prior to the baseline tobacco survey, Maryland had two primary sources of information regarding tobacco—the Maryland Adolescent Survey (MAS) and the Behavioral Risk Factor Surveillance Survey (BRFSS). The long-standing, biennial MAS has included questions related to tobacco use since its inception a quarter century ago, and has produced separate estimates for each political jurisdiction. However, it lacks the depth of a comprehensive tobacco survey, and its measures of tobacco use do not permit comparisons with data gathered nationwide and by other states. The BRFSS has gathered data based on a core set of tobacco-related questions on a statewide basis for nearly a decade. However, the BRFSS lacks the breadth of a comprehensive tobacco survey, and has not produced separate estimates for each of Maryland's political jurisdictions.

In conducting coordinated surveys related to tobacco among both youth and adults, Maryland jumps to the forefront among states in efforts to understand, monitor, and effectively target nicotine use prevention and cessation strategies. Through the MBTS, Maryland became approximately the thirty-fifth state to implement the standardized Youth Tobacco Survey and the fifth state to conduct a similarly comprehensive adult tobacco survey. Though a number of states have attempted to produce county-level or regional estimates, at least for parts of the state, either for youth or adults, Maryland is the first state to conduct a coordinated youth and adult survey with the capacity to generate estimates for each political jurisdiction.

METHODOLOGY

This initial findings report presents a “first look” at the data gathered through two surveys implemented in parallel during the fall and early winter of 2000:

- The first was a classroom-based survey of youth enrolled in grades 6 through 12 attending public schools throughout the state. The student survey was conducted from October 2 through November 15, 2000 and produced useable questionnaires from 55,967 students. All randomly selected public schools agreed to allow their students to participate in the MYTS. Additionally, 89.5% of middle school students and 84.8% of high school students in randomly selected second-period classrooms completed the survey.
- The second was a telephone survey of adults representing all Maryland jurisdictions. The adult survey was conducted from October 16, 2000 through January 15, 2001 and produced completed telephone interviews with 16,596 adults, achieving a cooperation rate of 44.9% in households containing an identified, eligible respondent.

To ensure technical rigor and comparability with related state and national surveys, the Centers for Disease Control and Prevention (CDC), Office on Smoking and Health, (OSH), provided technical assistance and guidance in designing and implementing both the MYTS and the MATS.

The MYTS included a core set of questions CDC developed, first implemented by a small number of states as early as 1998, and now adopted by the overwhelming majority of states in conducting their own youth tobacco surveys (YTS). A YTS also has been conducted nationally with technical assistance from CDC to generate national estimates against which states can compare their own results and monitor national trends. In addition to assistance in finalizing the MYTS questionnaire, CDC randomly selected Maryland schools according to protocols used in assisting other states in their YTS. CDC also assisted in processing YTS data.

Because a similar set of widely accepted questions did not exist for the adult tobacco survey (ATS), CDC played a far more limited role on the MATS. CDC recommended questions for inclusion in the survey, which DHMH staff designed with assistance from technical experts within and outside the Maryland higher education system. The CDC’s protocol for the Behavioral Risk Factor Surveillance Survey (BRFSS), which DHMH follows in conducting the

Maryland BRFSS, also were used to ensure maintenance of high standards of data quality on the MATS.

For both the high school and middle school data, a weight variable was calculated for each student record to reflect the likelihood of sampling each student and to reduce bias by compensating for different patterns of nonresponse. A post stratification adjustment factor was calculated and applied for gender, grade, and race,¹ using the Maryland State Department of Education enrollment data for school year 1999-2000. For the adult data, a weight variable was constructed by adjusting a sampling weight, reflecting the differential probabilities of selection for each respondent, to state adult population totals and demographic distributions via post- stratification. Post stratification was a two-stage process. The first stage post-stratification fitted response distributions by age, race/ethnicity, and gender within three geographic regions to percentages provided by the CDC. This adjustment was computed as a ratio of response and reference percentages. The second stage post-stratification adjustment was a simple ratio adjustment with county defining the adjustment class. The second stage adjustment population reference figures were 1999 intercensal estimates obtained from the U.S. Bureau of the Census. This adjustment was computed as the ratio of the adult population to the sum of the sampling weights within jurisdiction.

All analyses conducted for the Initial Findings Report are descriptive and utilize the weighted data. Ninety-five percent confidence intervals are given when appropriate. The confidence interval around a specific statistic (in this case, the percentage) represents the range of values within which the “true population” can be expected to be located, with 95 percent certainty, at a .05 level of precision. The width of the confidence interval depends on the sample size, the variation of data values, and other factors. The calculation of confidence intervals is based on the assumption that the variable is normally distributed in the population. For example, if a given percentage is 17.2% and the confidence interval is ± 6.9 , it is 95% certain that the true population percentage will fall between 10.3% and 24.1%. Overall, the narrower (or tighter) the confidence interval, the greater the certainty that the statistic represents the true population.

Throughout the report, when data are said to be significantly different, there is no overlap in the confidence intervals of the percentages being compared.

¹ The post stratification adjustment for some counties was calculated by gender and grade only due to small race cell sizes.

The results of the MYTS and MATS can be applied to all adults and to all public school students in grades 6 through 12. However, the study did have some limitations:

- The MYTS sought to include a representative sample of all students in grades 6 through 12 for each of Maryland's 24 political jurisdictions. However, MYTS excludes school dropouts, students whose parents refused to allow them to participate, students absent on the date of survey administration, and students attending special education schools. In addition, due to the low participation rate by private schools, they have been excluded from the results. However, the exemplary school and student participation rates bolster the validity of the results.
- The MATS sought to include a representative sample of adults aged 18 and older, again, for each of Maryland's 24 political jurisdictions. However, inevitably, MATS excludes adults living in households without telephones, adults in households that rarely answer telephone calls (or that screen calls), and adults that either refused to participate or eluded all attempts to complete a brief interview. Yet, the overall cooperation rate compares favorably to other, large-scale, health-related telephone surveys.
- While there is widespread interest in nicotine use among Maryland's officially recognized minority groups (African Americans, Hispanics, Native Americans, those of Asian descent, and women) within its 24 jurisdictions, caution should be taken when examining such data on the basis of the baseline survey. The proportion of individuals in some of these minority groups (i.e., Hispanics, Native Americans, and those of Asian descent) sampled within most jurisdictions is too small to produce precise, representative estimates specific to those groups. However, the baseline survey provides data in nearly all jurisdictions for both African Americans and women. In some larger jurisdictions with high concentrations of other minority groups, it also provides useful estimates for these populations. Prevalence estimates for all minority populations are provided for the state as a whole in this Initial Findings Report. Jurisdiction-level data will be handled on a case-by-case basis. Additionally, the Department of Health and Mental Hygiene may wish to consider special studies to be conducted in the future to obtain more precise data representing all recognized minority populations in selected jurisdictions.

Table 1 summarizes the number of participants and corresponding participation rates for the youth and adult surveys by political jurisdiction.

Table 1. Survey Participation Rates on Youth and Adult Surveys

Jurisdiction	Middle School Youth		High School Youth		Adults	
	number	%	number	%	number	%
Statewide	22381	89.5	33586	84.8	16596	44.9
Allegany	1005	91.5	1595	88.0	653	50.7
Anne Arundel	1419	88.4	1957	85.8	1112	44.0
Baltimore City	798	80.6	1135	64.1	932	38.4
Baltimore County	988	88.4	1867	87.7	1256	44.4
Calvert	1539	91.3	1556	84.7	659	45.2
Caroline	591	85.3	1002	88.0	704	47.4
Carroll	1233	91.1	1881	89.2	523	43.7
Cecil	1076	88.3	1379	83.0	493	43.7
Charles	1032	92.1	1419	83.1	531	40.0
Dorchester	592	90.1	815	87.9	588	44.6
Frederick	1099	86.7	1821	88.3	627	48.5
Garrett	560	94.0	969	90.1	567	51.8
Harford	961	91.2	2029	89.8	533	44.6
Howard	1240	91.2	1988	89.6	1090	46.4
Kent	579	93.8	585	84.8	461	44.7
Montgomery	1131	93.0	1916	84.4	1143	46.6
Prince George's	1018	84.9	1699	79.0	929	38.9
Queen Anne's	970	90.2	1223	83.9	624	49.5
Somerset	490	86.4	494	72.3	571	47.1
St. Mary's	1090	87.3	1355	80.4	565	45.9
Talbot	670	91.5	899	84.3	510	45.1
Washington	716	91.0	1739	88.7	517	47.5
Wicomico	898	90.0	1214	84.8	513	47.6
Worcester	686	89.7	1049	87.2	495	40.7

Except where otherwise specified, youth data presented in the report include all students in grades 6 – 12. Youth ages 18 and older have been excluded from Figure 14 (Underage Youth Access) because these individuals can access cigarettes legally. They have also been excluded from Table 2 (Nicotine Use by Local Jurisdiction) for legislative purposes regarding the allocation of resources.

When examining variations in nicotine product use at the local level, jurisdictions have been clustered into “high” and “low” groups. These groups were created using confidence intervals, such that the upper bound of the “low” group and the lower bound of the “high” group do not overlap.

Both the MYTS and MATS were conducted under a competitively awarded contract, as required under the legislation. Macro International Inc., a Maryland-based research organization, received the competitive contract.

The remainder of this report provides greater depth on the tobacco-related topics of greatest interest to the Maryland legislature. It also provides information useful at State and local levels in planning prevention and smoking cessation

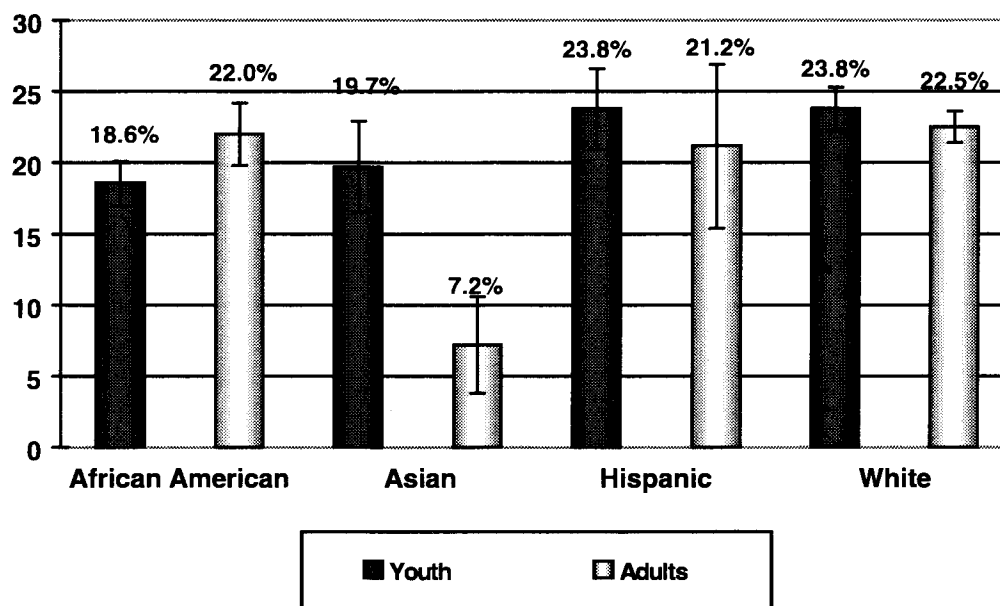
programs, in tailoring programs to specific minority populations, and in addressing variations in the prevalence and specific methods of nicotine addiction found locally.

NICOTINE USE BY MARYLAND RESIDENTS

- Statewide, 1 in 5 Maryland residents—22.0% of youth and 21.8% of adults—currently use one or more type of nicotine (cigarettes, smokeless tobacco, cigars, pipes, bidis or kreteks²).

There are differences in Maryland (as throughout the United States) in nicotine use as a function of gender, age group, and race/ethnicity. Figure 1 shows nicotine use by age group and race/ethnicity; Figure 2 shows nicotine use by age group and gender.

Figure 1. Nicotine Use by Age and Race/Ethnicity[†]

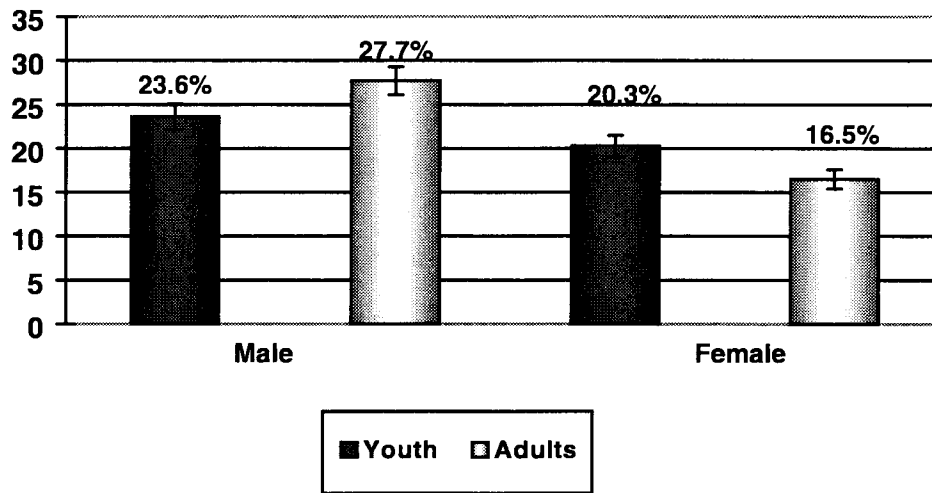


[†] Ninety-five percent confidence intervals shown in figure

- African American youth (18.6%) are significantly less likely to use nicotine than White (23.8%) and Hispanic youth (23.8%).
- Asian adults (7.2%) are significantly less likely to use nicotine than African American (22.0%), Hispanic (21.2%) and White adults (22.5%).

² Bidis are small, brown cigarettes from India made of tobacco and wrapped in a leaf tied with a thread; kreteks are cigarettes made of tobacco and clove extract.

Figure 2. Nicotine Use by Age and Gender[†]



[†] Ninety-five percent confidence intervals shown in figure

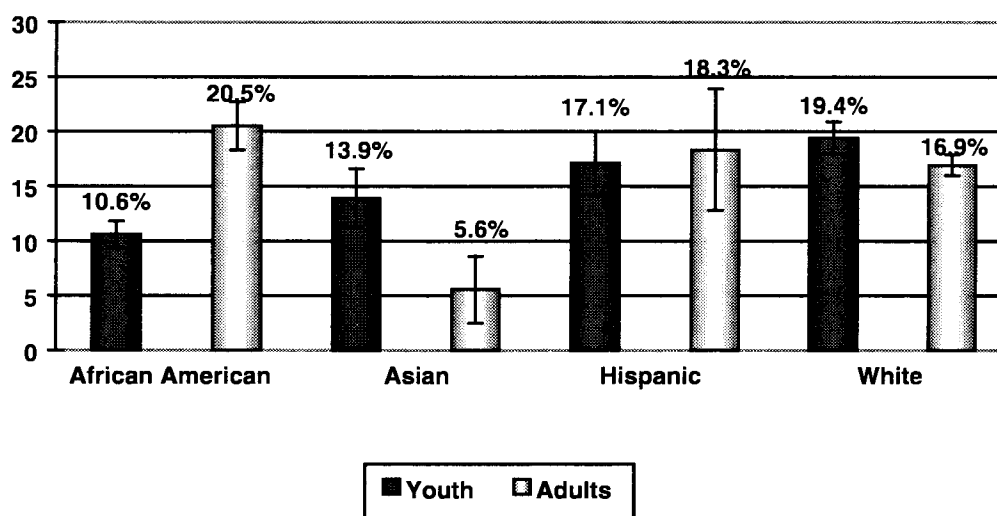
- Female youth (20.3%) are significantly less likely to use nicotine than male youth (23.6%).
- Female adults (16.5%) are significantly less likely to use nicotine than male adults (27.7%).

CIGARETTE USE BY MARYLAND RESIDENTS

Cigarettes are the most commonly used form of tobacco among youth and adults.

- Statewide, 16.3% of youth and 17.5% of adults currently smoke cigarettes.
- Adults (85.5%) have a higher rate of frequent (≥ 20 days within the past 30 days) smoking, as compared to youth (40.8%).

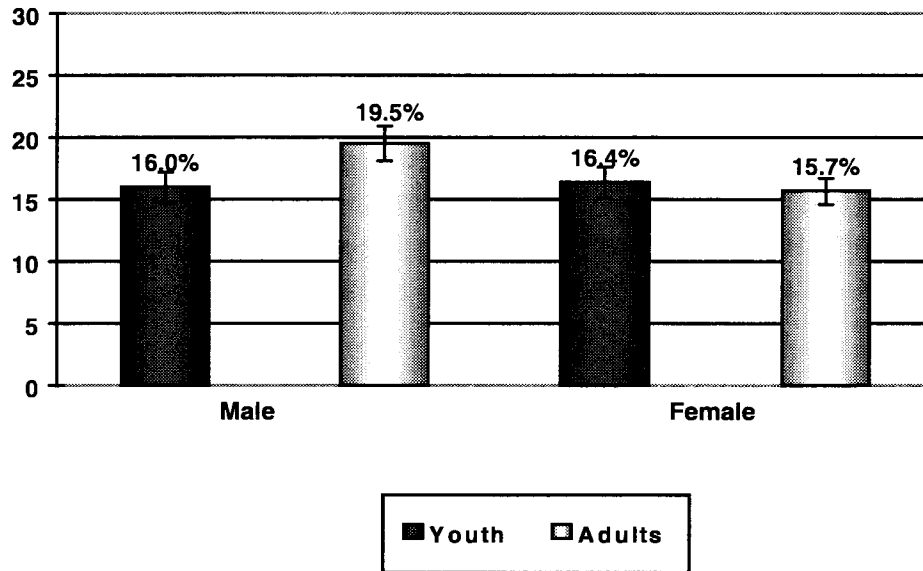
Figure 3. Cigarette Use by Age and Race/Ethnicity[†]



[†] Ninety-five percent confidence intervals shown in figure

- African American youth (10.6%) are significantly less likely to smoke cigarettes than Hispanic (17.1%) and White youth (19.4%).
- However, among adults, African Americans (20.5%) are significantly more likely to smoke cigarettes than White adults (16.9%).
- Asian adults (5.6%) are significantly less likely to smoke cigarettes than African American (20.5%), Hispanic (18.3%), and White adults (16.9%).

Figure 4. Cigarette Use by Age and Gender[†]



[†] Ninety-five percent confidence intervals shown in figure

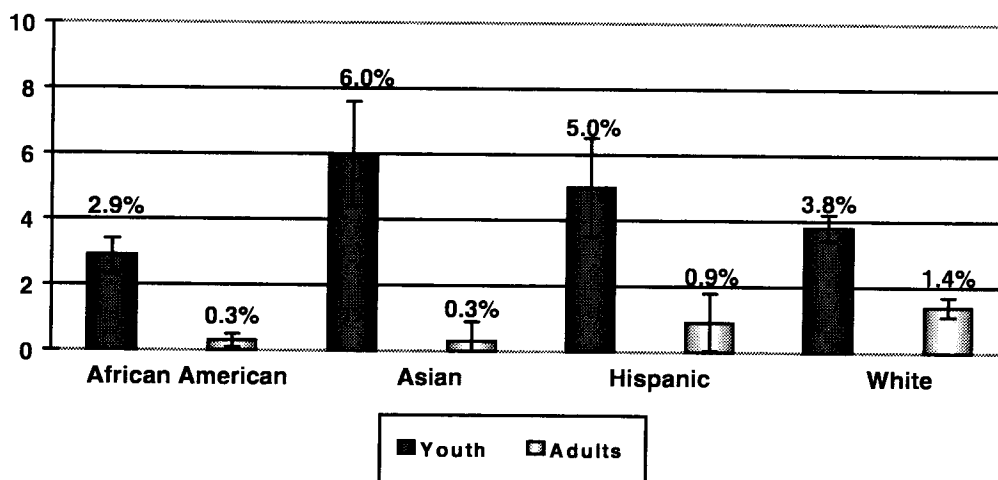
- **There are no significant differences between male (16.0%) and female (16.4%) youths' rate of smoking cigarettes.**
- **Significantly fewer female adults (15.7%) smoke cigarettes than male adults (19.5%).**

SMOKELESS TOBACCO USE BY MARYLAND RESIDENTS

- Over 3 times as many youth (3.8%) use smokeless tobacco as adults (1.1%).

Although smokeless tobacco use is not as prevalent as other forms of nicotine use, there are differences in smokeless tobacco use as a function of gender, age group, and race/ethnicity. Figure 5 shows smokeless tobacco use by age group and race/ethnicity; Figure 6 shows smokeless tobacco use by age group and gender.

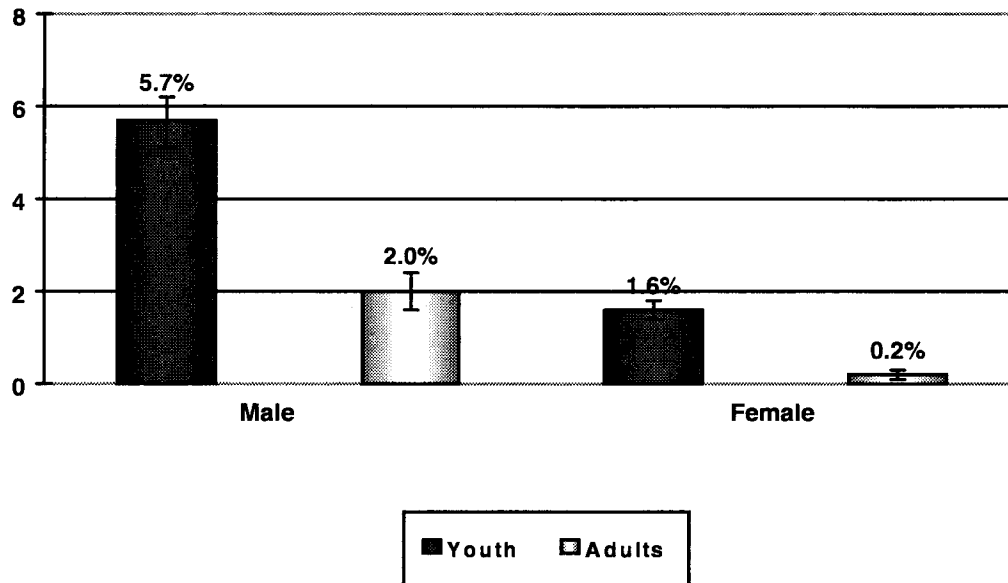
Figure 5. Smokeless Tobacco Use by Age and Race/Ethnicity[†]



[†] Ninety-five percent confidence intervals shown in figure

- African American youth (2.9%) are significantly less likely to use smokeless tobacco than Asian (6.0%), Hispanic (5.0%), and White youth (3.8%).
- White youth (3.8%) are significantly less likely to use smokeless tobacco than Asian youth (6.0%).
- White adults (1.4%) are significantly more likely to use smokeless tobacco than African American (0.3%) and Asian adults (0.3%).

Figure 6. Smokeless Tobacco Use by Age and Gender[†]



[†] Ninety-five percent confidence intervals shown in figure

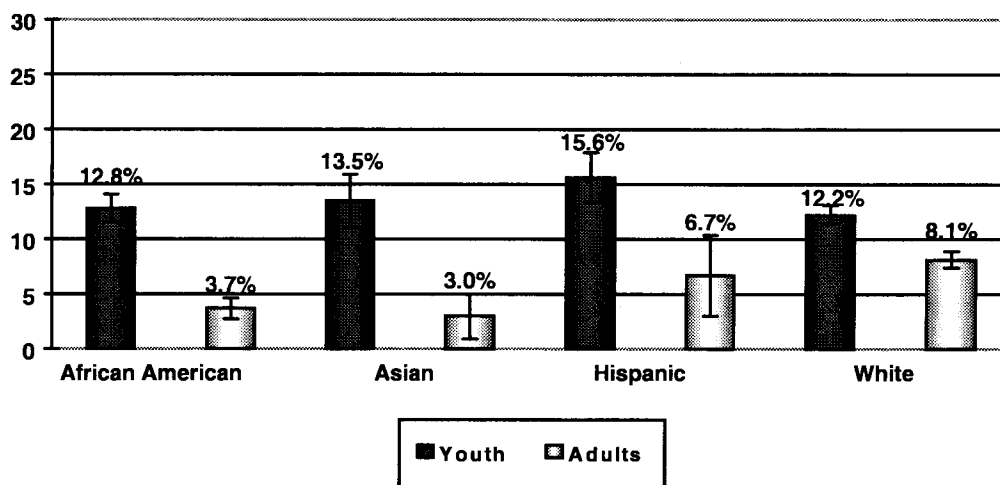
- **Male youth (5.7%) are significantly more likely to use smokeless tobacco than female youth (1.6%).**
- **As with youth, adult males (2.0%) are significantly more likely to use smokeless tobacco than adult females (0.2%).**

OTHER TOBACCO PRODUCT USE BY MARYLAND RESIDENTS

- **Statewide, 12.9% of Maryland youth and 6.8% of Maryland adults use one or more other tobacco products (cigars, pipes, bidis, or kreteks).**

Differences exist in other tobacco product use as a function of gender, age group, and race/ethnicity. Figure 7 shows other tobacco product use by age group and race/ethnicity; Figure 8 shows other tobacco product use by age group and gender.

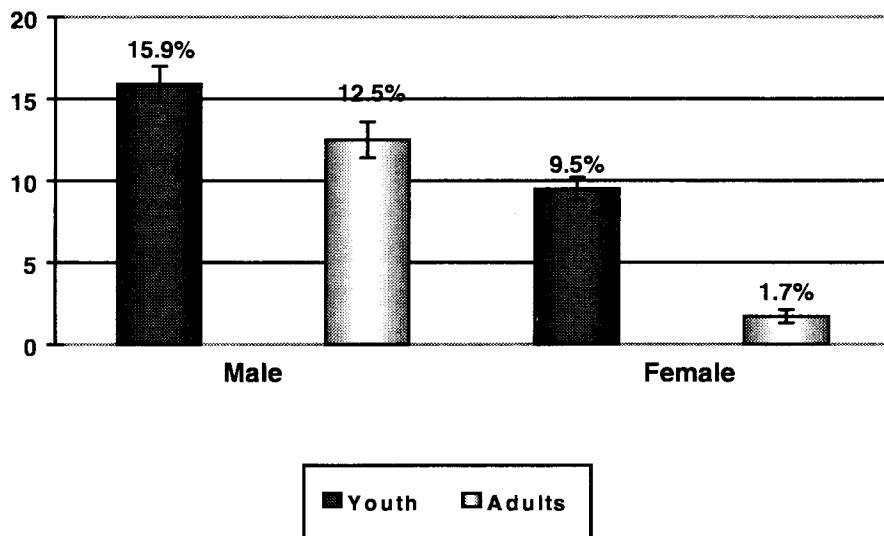
Figure 7. Other Tobacco Product Use by Age and Race/Ethnicity[†]



[†] Ninety-five percent confidence intervals shown in figure

- **White youth (12.2%) are significantly less likely to use other tobacco products than Hispanic youth (15.6%).**
- **White adults (8.1%) are significantly more likely to use other tobacco products than African American (3.7%) and Asian adults (3.0%).**

Figure 8. Other Tobacco Product Use by Age and Gender[†]



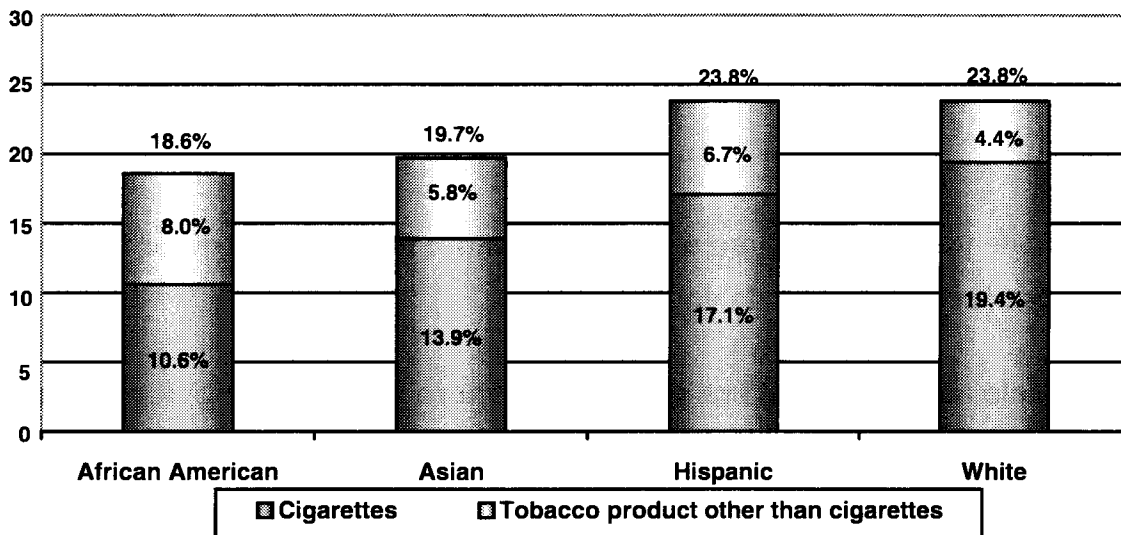
[†] Ninety-five percent confidence intervals shown in figure

- **Male youth (15.9%) are significantly more likely to use other tobacco products than female youth (9.5%).**
- **Male adults (12.5%) are significantly more likely to use other tobacco products than female adults (1.7%).**
- **Among all age and gender groups, adult females have the lowest use of other tobacco products (1.7%).**

THE CONTRIBUTION OF CIGARETTES TO NICOTINE USE

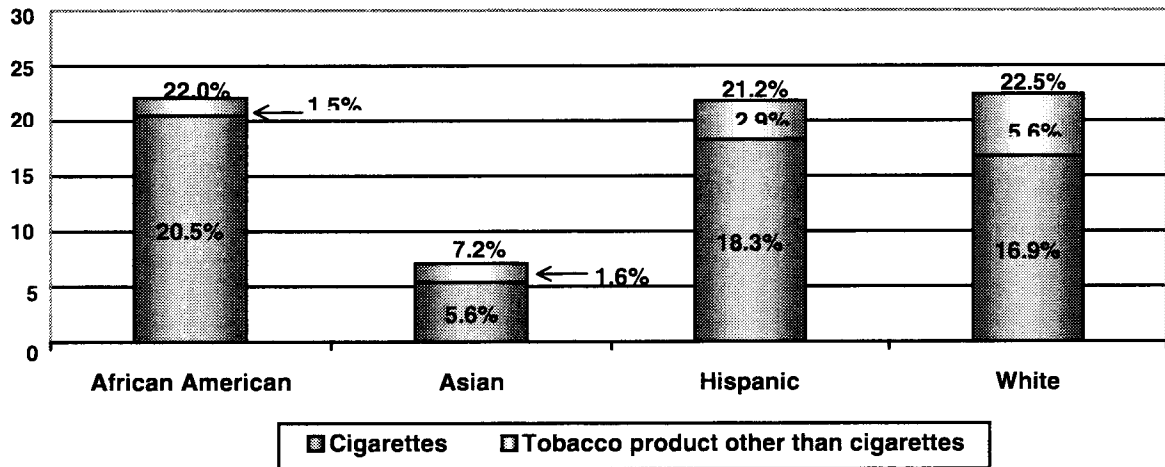
Figures 9 and 10 illustrate for youth and adults, respectively, the proportion of the nicotine-using population that avoids cigarettes in favor of other nicotine products. The percentage shown above the upper box represents the percentage of the population using any form of nicotine product. The percentage shown in the upper box represents the percentage of nicotine users who are using a product other than cigarettes. The percentage shown in the lower box represents the percentage of nicotine users who are using cigarettes.

Figure 9. The Contribution of Cigarettes to Nicotine Use among Youth, by Race/Ethnicity



- Of the 18.6% of African American youth who use nicotine, nearly half (8.0%) obtain their nicotine through a tobacco product other than cigarettes (i.e., do not smoke cigarettes).
- In comparison, of the 23.8% of White youth who use nicotine, approximately one-sixth (4.4%) obtain their nicotine through tobacco products other than cigarettes.

Figure 10. The Contribution of Cigarettes to Nicotine Use among Adults, by Race/Ethnicity

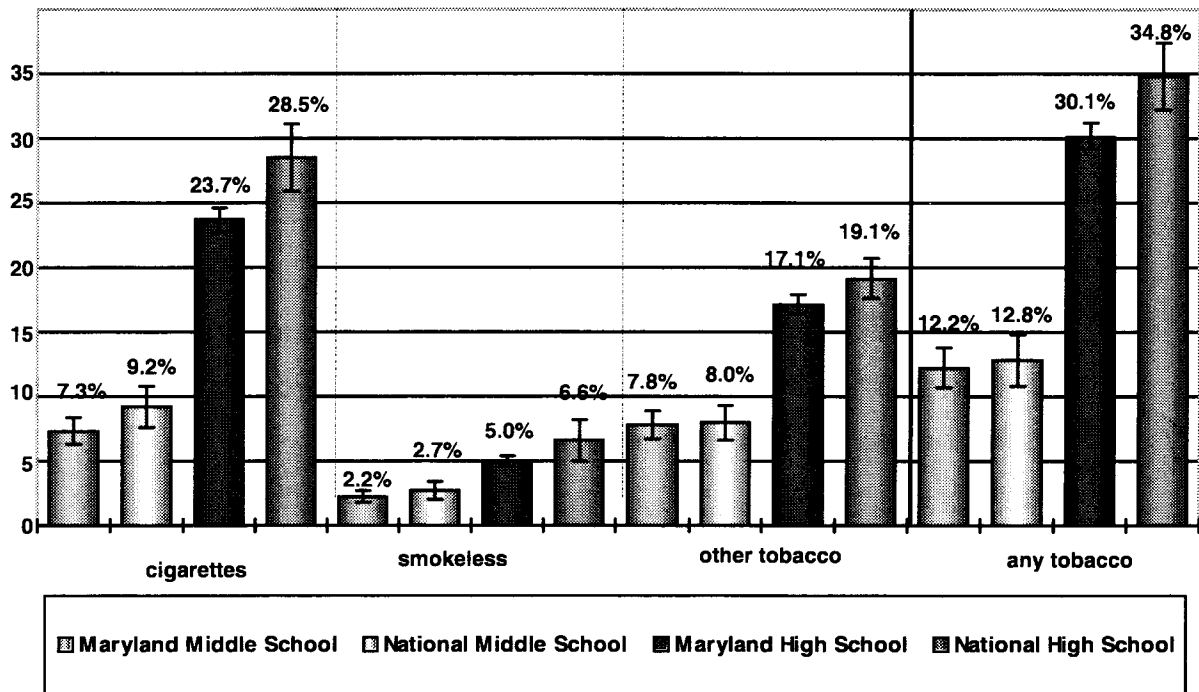


- Of the 22.0% of African American adults who use nicotine, nearly one-eleventh (1.5%) obtain nicotine through tobacco products other than cigarettes (i.e., do not smoke cigarettes).
- In contrast, of the 22.5% of White adults who use nicotine, one-fourth (5.6%) obtain nicotine through tobacco products other than cigarettes.

MARYLAND AND NATIONAL YOUTH

Figure 11 presents the prevalence of current cigarette smoking, smokeless tobacco use, other tobacco product use, and any tobacco product use for middle and high school students, in Maryland and nationwide.³

Figure 11. Proportions of Maryland and National Middle School and High School Students Who Currently Use Tobacco Products[†]



[†] Ninety-five percent confidence intervals shown in figure

- **By all measures, Maryland middle school students use tobacco products at rates similar to middle school students nationwide.**
- **Maryland high school students (30.1%) are significantly less likely to use tobacco products than high school students nationwide (34.8%).**

³ National middle and high school data used for comparisons are from the fall 1999 National Youth Tobacco Survey (NYTS). Centers for Disease Control and Prevention. *CDC Surveillance Summaries*, October 13, 2000. MMWR 2000; 49 (No. SS-10). National middle and high school data regarding "other tobacco product" use were calculated for this analysis using the 1999 NYTS data and are not included in the MMWR.

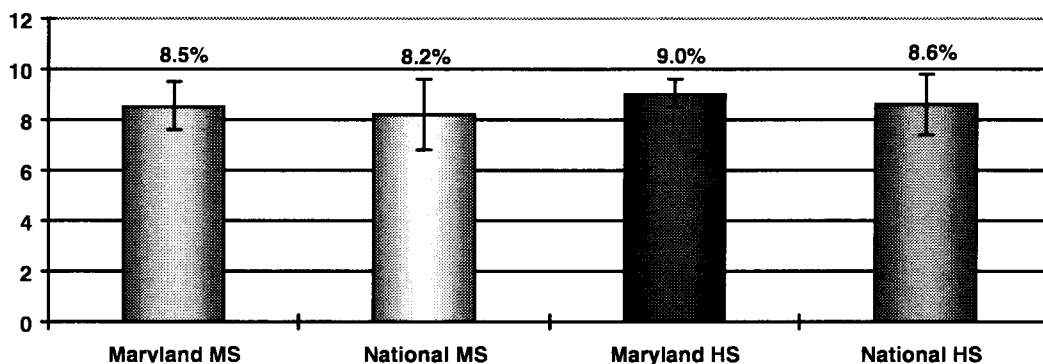
-
- **Maryland high school students (23.7%) are significantly less likely to smoke cigarettes than high school students nationwide (28.5%).**
 - **Maryland high school students use smokeless tobacco and other tobacco products at rates similar to high school students nationwide.**

CIGARETTES: AGE OF INITIATION, YOUTH ACCESS, CESSATION

AGE OF INITIATION

It is important to determine the age at which a person begins nicotine use because the earlier nicotine use begins, the more likely a lifestyle pattern will develop that includes nicotine use, and associated risks of nicotine-related illnesses. Figure 12 shows the percentage⁴ of middle school and high school youth who report they smoked their first cigarette before the age of 11. National comparisons for middle and high school youth are also presented.⁵ Figure 13 shows the percentage⁶ of adults who report they smoked their first cigarette before the age of 11, between the ages of 11 and 18 years, and over the age of 18.

Figure 12. Initiation of Smoking Under the Age of 11, Among Youth[†]



[†] Ninety-five percent confidence intervals shown in figure

- **Fewer than 10% of Maryland youth report that they smoked their first cigarette under the age of 11.**
- **The percentage of Maryland middle school students (8.5%) who smoked their first cigarette before the age of 11 is comparable to middle school students nationwide (8.2%).**
- **The percentage of Maryland high school students (9.0%) who smoked their first cigarette before the age of 11 is comparable to high school students nationwide (8.6%).**

⁴ The denominators for these percentages represent all youth, not just youth who currently smoke cigarettes.

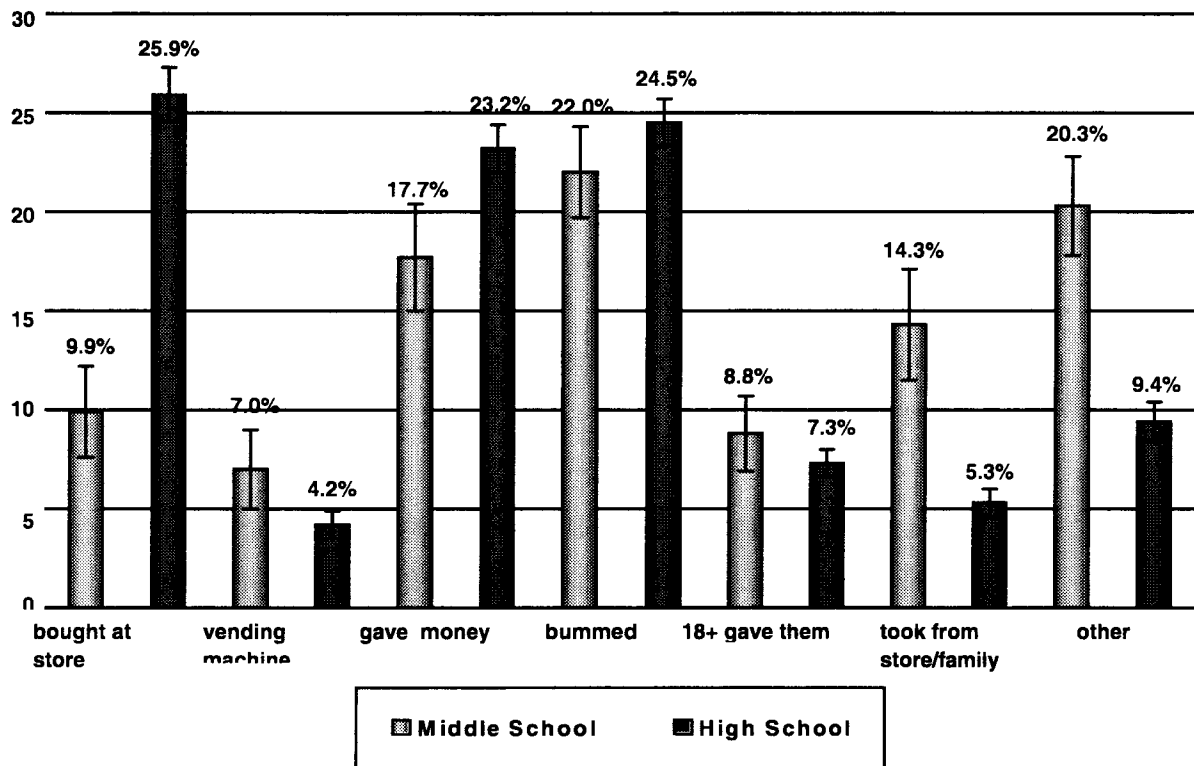
⁵ National middle and high school data used for comparisons are from the fall 1999 National Youth Tobacco Survey (NYTS). Centers for Disease Control and Prevention. *CDC Surveillance Summaries*, October 13, 2000. MMWR 2000; 49 (No. SS-10).

⁶ The denominators for these percentages represent all adults, not just adults who currently smoke cigarettes.

UNDERAGE YOUTH ACCESS

Under Maryland law, it is illegal for people under age 18 to purchase cigarettes, but many youth still gain access to them. Students who smoke were asked where they usually get their cigarettes, and where they bought their last pack of cigarettes. As seen in Figure 14, usual sources of cigarettes differ for middle school and high school students. As noted earlier, Figure 14 excludes students ages 18 and older because they can access cigarettes legally.

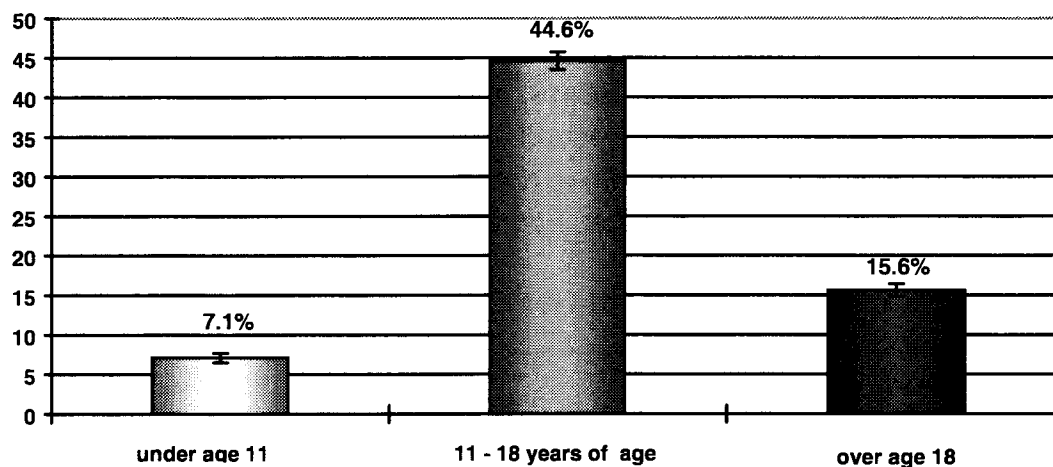
Figure 14. Usual Sources of Cigarettes for Underage Youth Who Smoke[†]



[†] Ninety-five percent confidence intervals shown in figure

- Underage high school smokers are significantly more likely to buy cigarettes at a store (25.9%) than underage middle school students (9.9%).
- Underage middle school smokers are significantly more likely to buy cigarettes from vending machines (7.0%) than underage high school smokers (4.2%).

Figure 13. Age of Initiation of Smoking Among Adults[†]



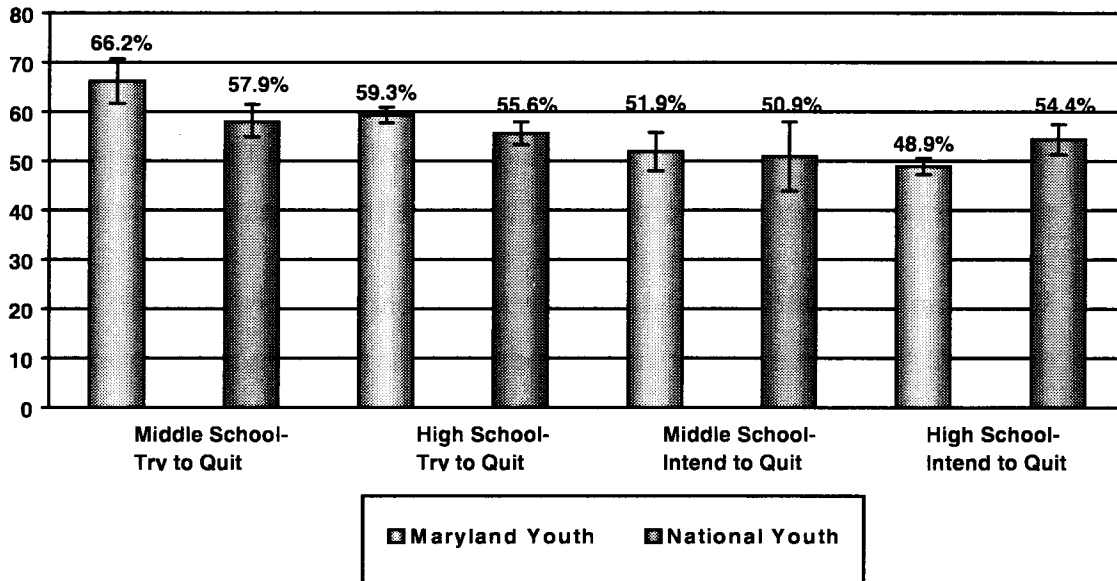
[†] Ninety-five percent confidence intervals shown in figure

- **Among all adults, 7.1% first tried cigarettes (even one or two puffs) under the age of 11.**
- **Slightly less than half of all adults (44.6%) first tried cigarettes (even one or two puffs) during adolescence, between the ages of 11 and 18.**
- **Approximately one-sixth of all adults (15.6%) first tried cigarettes (even one or two puffs) after the age of 18.**

-
- **Approximately half of both middle (48.5%) and high school (55.0%) youth get their cigarettes socially—from non-retail sources—which includes bumming/borrowing, giving someone money to buy cigarettes, and getting cigarettes from someone of age (18+ years).**
 - **High school smokers (23.2%) are significantly more likely to give someone else money to buy them cigarettes than are middle school smokers (17.7%).**
 - **Middle school smokers (14.3%) are significantly more likely to “take” cigarettes from a store or family member than high school smokers (5.3%).**
 - **Middle school smokers (20.3%) are significantly more likely to report they get their cigarettes from “other” sources than high school smokers (9.4%).**
 - **Across both age groups, males are more likely to buy cigarettes; females are more likely to obtain cigarettes socially.**
 - **Of high school smokers, nearly two-thirds bought their last pack at a gas station (41%) or convenience store (21%).**
 - **Of middle school smokers, approximately one-third bought their last pack at a gas station (19%) or convenience store (15%); nearly half bought their last pack at another location.**

SMOKING CESSATION

Figure 15. Smoking Cessation Among Maryland and National⁷ Youth[†]



[†] Ninety-five percent confidence intervals shown in figure

- **Significantly more Maryland middle school youth (66.2%) have tried to quit smoking cigarettes than middle school students nationwide (57.9%).**
- **Maryland high school youth (59.3%) have tried to quit smoking cigarettes at rates similar to high school students nationwide (55.6%).**
- **Maryland middle school youth (51.9%) report the intention to quit smoking cigarettes at rates similar to middle school students nationwide (50.9%).**
- **Significantly fewer Maryland high school youth (48.9%) report the intention to quit smoking cigarettes than high school students nationwide (54.4%).**
- **Among adult cigarette smokers, 52.8% have tried to quit smoking within the past 12 months and nearly 50% intend to quit within the next 6 months.**
- **The top 5 reasons given by adults for quitting smoking:**
 - physical fitness
 - information about health risks
 - health problems
 - aesthetics (taste/looks/smell)
 - cost of tobacco

⁷ National middle and high school data used for comparisons are from the fall 1999 National Youth Tobacco Survey (NYTS). Centers for Disease Control and Prevention. *CDC Surveillance Summaries*, October 13, 2000. MMWR 2000; 49 (No. SS-10).

- **Reasons given by adults for resuming smoking:**

- tension/anger/stress
- stressful life events

- cravings
- pleasure

VARIATIONS BY LOCAL JURISDICTION

NICOTINE USE BY LOCAL JURISDICTION

Table 2 presents the percentage of Marylanders currently using any type of tobacco product. Data are presented separately for *youth under the age of 18* and for adults ages 18 and older. The data correspond with those used for allocating resources across the 24 jurisdictions.

Table 2. Nicotine Use by Local Jurisdiction

Jurisdiction	Percentage (CI) [†] of individuals under 18	Percentage (CI) of Adults
Statewide	21.4 (20.1-22.6)	21.8 (20.9-22.8)
Allegany	30.1 (26.3-33.9)	26.9 (22.6-31.3)
Anne Arundel	24.8 (20.2-29.3)	23.1 (20.1-26.0)
Baltimore City	20.3 (17.2-23.4)	31.4 (28.0-34.9)
Baltimore County	21.6 (17.5-25.7)	22.0 (19.1-24.8)
Calvert	24.2 (21.5-27.0)	27.1 (23.1-31.1)
Caroline	31.3 (27.3-35.3)	28.3 (24.5-32.1)
Carroll	21.1 (17.7-24.6)	25.2 (21.0-29.4)
Cecil	26.9 (23.2-30.6)	27.4 (22.9-31.9)
Charles	24.6 (21.4-27.8)	25.7 (21.4-30.0)
Dorchester	25.5 (22.2-28.7)	24.1 (19.9-28.4)
Frederick	25.1 (21.9-28.3)	23.1 (19.3-27.0)
Garrett	28.1 (24.3-32.0)	24.9 (20.7-29.1)
Harford	26.0 (22.6-29.3)	23.4 (19.3-27.6)
Howard	17.9 (14.3-21.5)	15.8 (13.2-18.4)
Kent	32.0 (28.0-36.0)	21.7 (17.8-25.6)
Montgomery	16.6 (12.3-20.9)	14.3 (11.9-16.8)
Prince George's	17.1 (13.8-20.4)	17.2 (14.4-19.9)
Queen Anne's	25.7 (21.9-29.4)	26.4 (22.2-30.6)
Somerset	33.9 (29.7-38.2)	25.8 (21.6-30.0)
St. Mary's	24.0 (21.1-27.0)	28.1 (23.8-32.5)
Talbot	28.3 (25.0-31.5)	18.2 (14.3-22.1)
Washington	28.0 (24.4-31.5)	26.4 (22.1-30.7)
Wicomico	27.0 (23.6-30.3)	24.7 (20.3-29.1)
Worcester	25.2 (21.6-28.8)	26.1 (21.6-30.6)

[†] Ninety-five percent confidence interval

-
- **Underage Youth nicotine use ranges from a low of 16.6% in Montgomery County to a high of 33.9% in Somerset County.**
 - Baltimore City, and Howard, Montgomery, and Prince George's Counties have the lowest percentages of underage youth nicotine users.
 - Allegany, Caroline, Garrett, Kent, Somerset, Talbot, Washington, and Wicomico Counties have the highest percentages of underage youth nicotine users.
 - **Adult nicotine use ranges from a low of 14.3% in Montgomery County to a high of 31.4% in Baltimore City.**
 - Howard, Montgomery, Prince George's, and Talbot Counties have the lowest percentages of adult nicotine users.
 - Baltimore City, and Allegany, Calvert, Caroline, Cecil, Queen Anne's, St. Mary's, and Washington Counties have the highest percentages of adult nicotine users.
 - **The point prevalence estimates of only 3 of Maryland's jurisdictions (Howard, Montgomery and Prince George's Counties) have current nicotine use rates for both underage youth and adults that fall *below* statewide averages.**
 - The relatively large populations in these 3 counties contribute strongly to lowering the statewide current nicotine use rate; if their combined rates (17.0% youth; 15.7% adults) were not included, the statewide nicotine use rates would increase to 23.8% for underage youth and 25.3% for adults.

Looking at generational differences statewide and by jurisdiction, helps clarify the nature of the nicotine problem locally, which will help target prevention and cessation resources. Adult and underage youth rates of nicotine use do not necessarily go hand-in-hand within a jurisdiction. For example:

- **In Baltimore City, a far higher percentage of adults (31.4%) use nicotine than do adults statewide, while the city's underage youth use nicotine at a relatively low rate (20.3%) compared to other jurisdictions.**
- **Conversely, in Kent County, a far higher proportion of underage youth (32.0%) use nicotine than do youth statewide, yet a relatively lower percentage of Kent County adults (21.7%) use nicotine than Kent county youth.**
- **Similarly, Talbot County adults use nicotine at one of the lowest rates in the State (18.2%); however, Talbot County underage youth are at the higher end of the spectrum (28.3%), compared to youth in other jurisdictions.**

CIGARETTE, SMOKELESS, AND OTHER TOBACCO PRODUCT USE BY LOCAL JURISDICTION

Table 3 presents the percentage of Marylanders currently *using cigarettes, smokeless tobacco, and other tobacco products*. Data are presented separately for youth and adults.

Table 3. Use of Nicotine, by Product, Among Youth and Adults, by Jurisdiction

Jurisdiction	Percentage (CI) [†] of Youth			Percentage (CI) of Adults		
	cigarettes	smokeless	other tobacco	cigarettes	smokeless	other tobacco
Statewide	16.3 (15.2-17.4)	3.8 (3.4-4.1)	12.9 (12.1-13.7)	17.5 (16.6-18.3)	1.1 (0.9-1.3)	6.8 (6.2-7.4)
Allegany	24.6 (21.1-28.1)	9.2 (7.6-10.7)	12.9 (10.9-14.9)	22.7 (18.5-26.8)	3.7 (1.3-6.0)	7.1 (4.4-9.9)
Anne Arundel	19.8 (15.7-23.9)	3.8 (2.7-4.9)	14.6 (11.8-17.4)	18.7 (15.9-21.4)	1.5 (0.5-2.4)	8.2 (6.3-10.2)
Baltimore City	10.8 (8.6-13.0)	3.7 (2.5-5.0)	14.0 (11.4-16.5)	28.3 (24.9-31.7)	0.6 (0.0-1.1)	5.4 (3.9-6.9)
Baltimore County	15.8 (12.0-19.5)	2.7 (2.0-3.5)	13.3 (10.4-16.1)	17.2 (14.7-19.8)	0.7 (0.1-1.3)	7.4 (5.5-9.2)
Calvert	19.6 (16.9-22.3)	2.9 (2.1-3.6)	13.3 (11.3-15.3)	21.5 (17.8-25.2)	1.5 (0.5-2.5)	7.7 (5.1-10.2)
Caroline	25.8 (22.1-29.5)	6.4 (4.5-8.2)	17.5 (14.8-20.2)	24.3 (20.6-27.9)	1.9 (0.6-3.2)	7.0 (4.8-9.2)
Carroll	16.4 (13.5-19.4)	3.4 (2.4-4.3)	11.5 (9.4-13.7)	17.7 (13.9-21.5)	3.0 (1.1-4.8)	11.0 (8.0-14.0)
Cecil	22.3 (19.0-25.7)	3.5 (2.5-4.5)	13.2 (11.0-15.3)	23.4 (19.1-27.7)	2.7 (1.1-4.4)	8.0 (5.0-11.0)
Charles	19.7 (16.7-22.7)	4.2 (3.2-5.2)	14.5 (12.3-16.8)	20.2 (16.2-24.1)	1.1 (0.0-2.2)	8.9 (5.7-12.1)
Dorchester	20.0 (17.1-23.0)	4.5 (3.1-5.8)	14.8 (12.6-17.1)	21.3 (17.2-25.4)	0.4 (0.0-1.0)	6.4 (3.9-9.0)
Frederick	19.5 (16.7-22.3)	5.2 (4.0-6.3)	14.4 (12.5-16.4)	16.7 (13.3-20.1)	2.5 (1.0-4.1)	8.3 (5.7-10.9)
Garrett	22.1 (18.9-25.3)	8.6 (6.6-10.6)	13.1 (10.6-15.5)	19.2 (15.3-23.1)	6.0 (3.7-8.3)	6.7 (4.2-9.1)
Harford	21.2 (18.2-24.1)	5.3 (4.2-6.4)	14.8 (12.7-16.9)	18.4 (14.5-22.2)	1.5 (0.2-2.7)	9.3 (6.2-12.3)
Howard	13.5 (10.2-16.8)	4.9 (3.5-6.4)	10.8 (8.5-13.1)	10.7 (8.4-12.9)	1.1 (0.4-1.7)	6.7 (5.0-8.5)
Kent	23.0 (19.0-26.9)	9.7 (7.4-11.9)	17.6 (14.7-20.5)	17.6 (14.0-21.2)	1.9 (0.5-3.4)	6.2 (3.8-8.5)
Montgomery	12.1 (8.5-15.6)	3.3 (2.1-4.4)	10.4 (7.8-13.0)	9.3 (7.3-11.3)	0.4 (0.0-0.9)	6.1 (4.4-7.9)
Prince George's	10.6 (8.0-13.1)	2.6 (1.5-3.6)	11.8 (9.4-14.1)	14.8 (12.2-17.4)	0.2 (0.0-0.4)	5.2 (3.6-6.8)
Queen Anne's	20.4 (17.1-23.8)	4.4 (3.4-5.5)	14.5 (12.2-16.7)	23.3 (19.3-27.3)	2.0 (0.5-3.5)	4.9 (2.8-7.0)
Somerset	29.2 (24.5-33.8)	5.5 (3.8-7.3)	19.1 (15.2-22.9)	20.4 (16.7-24.1)	2.0 (0.4-3.6)	6.6 (4.1-9.1)
St. Mary's	19.4 (16.5-22.3)	3.7 (2.7-4.6)	13.8 (11.8-15.7)	21.4 (17.4-25.5)	2.7 (1.1-4.4)	9.9 (7.0-12.8)
Talbot	23.1 (19.8-26.3)	4.4 (3.3-5.6)	16.7 (14.3-19.0)	14.8 (11.4-18.3)	0.4 (0.0-1.1)	5.6 (3.1-8.1)
Washington	22.9 (19.6-26.1)	6.2 (4.8-7.5)	13.1 (11.1-15.0)	22.0 (17.9-26.0)	2.6 (0.8-4.5)	6.1 (3.5-8.7)
Wicomico	22.4 (19.2-25.6)	2.7 (1.9-3.6)	15.9 (13.7-18.1)	21.5 (17.4-25.7)	2.1 (0.4-3.7)	4.5 (2.4-6.5)
Worcester	19.9 (16.8-23.0)	3.9 (2.7-5.1)	14.2 (11.7-16.8)	22.4 (18.0-26.7)	1.9 (0.4-3.4)	5.5 (3.2-7.9)

[†] Ninety-five percent confidence interval

-
- **Youth cigarette smoking ranges from a low of 10.6% in Prince George's County to a high of 29.2% in Somerset County.**
 - Baltimore City, and Baltimore, Carroll, Howard, Montgomery and Prince George's Counties have the lowest percentages of youth smokers.
 - Allegany, Caroline, Somerset, Talbot, and Washington Counties have the highest percentages of youth smokers.
 - **Adult cigarette smoking ranges from a low of 9.3% in Montgomery County to a high of 28.3% in Baltimore City.**
 - Howard, Montgomery, Prince George's, and Talbot Counties have the lowest percentages of adult smokers.
 - Baltimore City, and Allegany, Caroline, Cecil, and Queen Anne's Counties have the highest percentages of adult smokers.
 - **Youth smokeless tobacco use ranges from a low of 2.6% in Prince George's County to a high of 9.7% in Kent County.**
 - Baltimore, Calvert, Carroll, Montgomery, Prince George's and Wicomico Counties have the lowest percentage of youth smokeless tobacco users.
 - Allegany, Caroline, Garrett, Kent, and Washington Counties have the highest percent of youth smokeless tobacco users.
 - **Adult smokeless tobacco use ranges from a low of 0.2% in Prince George's County to a high of 6.0% in Garrett County.**
 - Baltimore City, and Baltimore, Dorchester, Montgomery, Prince George's, and Talbot Counties have the lowest percentages of adult smokeless tobacco users.
 - Allegany and Garrett Counties have the highest percentages of adult smokeless tobacco users.
 - **Youths' use of other tobacco products ranges from a low of 10.4% in Montgomery County to a high of 19.1% in Somerset County.**
 - Carroll, Howard, Montgomery and Prince George's Counties have the lowest percentages of youth using other tobacco products.
 - Caroline, Kent, Somerset and Talbot Counties have the highest percentages of youth using other tobacco products.
 - **Adults' use of other tobacco products ranges from a low of 4.5% in Wicomico County to a high of 11.0% in Carroll County.**
 - Baltimore City, and Prince George's, Queen Anne's, and Wicomico Counties have the lowest percentages of adults using other tobacco products.
 - Carroll and St. Mary's Counties have the highest percentages of adults using other tobacco products.

NICOTINE USE BY PREGNANT WOMEN BY LOCAL JURISDICTION

Table 4 shows the number and percentage of Maryland women who had a live birth in 1998, 1999, and April through December 2000, and reported having smoked cigarettes at some time during their pregnancy. The MATS finding that 9.5% of pregnant women report using tobacco products while pregnant is consistent with the BRFSS finding of 9.5% and Vital Statistics findings of 9.6% (1998), 9.8% (1999), and 10.1% (2000). Although the MATS data are valid at a statewide level, the sample sizes of pregnant women who use tobacco products, at a local level, are generally too small to be precise. Therefore, Vital Statistics data are offered at the jurisdictional level.

Table 4. Cigarette Use During Pregnancy⁸ by Local Jurisdiction

Jurisdiction	1998 Number and Percent Smoked While Pregnant		1999 Number and Percent Smoked While Pregnant		2000 Number and Percent Smoked While Pregnant	
	Number	Percent	Number	Percent	Number	Percent
Statewide	6963	9.6	7001	9.8	4882	10.1
Allegany	136	18.1	138	19.0	94	17.5
Anne Arundel	781	11.8	717	10.8	564	11.5
Baltimore City	1475	15.3	1618	16.6	1034	14.7
Baltimore	986	10.9	945	10.5	667	9.7
Calvert	137	15.2	127	13.3	119	16.3
Caroline	65	19.5	67	18.5	51	18.6
Carroll	208	10.8	229	12.6	161	11.4
Cecil	250	22.9	244	20.9	163	32.1
Charles	228	13.5	222	13.3	157	14.1
Dorchester	52	17.4	63	20.1	42	18.1
Frederick	329	12.1	324	12.5	255	12.4
Garrett	51	14.2	48	13.5	37	17.6
Harford	413	13.4	346	11.8	270	13.0
Howard	138	4.1	115	3.4	86	3.4
Kent	38	20.7	49	23.2	31	23.8
Montgomery	335	2.7	360	2.9	232	3.0
Prince George's	499	3.9	439	3.7	290	4.8
Queen Anne's	60	12.6	71	14.9	50	14.1
Somerset	36	14.5	52	20.6	38	19.6
St. Mary's	173	14.2	183	14.0	115	12.8
Talbot	49	15.2	44	13.3	36	13.2
Washington	301	19.1	352	21.4	205	18.7
Wicomico	143	13.8	171	15.2	123	14.5
Worcester	80	16.5	77	14.6	62	17.0

⁸ Data provided by Vital Statistics Administration, Maryland Department of Health and Mental Hygiene. Data collected from State of Maryland Certificates of Live Birth, full years in 1998 and 1999, includes live births by Maryland residents in Maryland, the District of Columbia, and other states. Data for 2000 reflects the April through December time period, and is based primarily upon live births in Maryland due to time-lags in reporting.

Maryland legislation stated that the Maryland Baseline Tobacco Study was not to use any data collected prior to March 30, 2000. To meet this legislative requirement, data from the last 3 quarters of 2000 are presented. Due to a lag-time in reporting births outside Maryland, the 2000 data are incomplete. Therefore, the 1998 and 1999 Vital Statistics data are provided as context for the 2000 data.

- **In 2000, Cecil (32.1%) and Kent (23.8%) Counties had the highest percentages of pregnant women who smoked cigarettes during their pregnancy.**
- **In 2000, Howard (3.4%), Montgomery (3.0%) and Prince George's (4.8%) Counties had the lowest percentages of pregnant women who smoked cigarettes during their pregnancy.**
- **Three large jurisdictions (Baltimore City, Anne Arundel and Baltimore Counties) account for nearly half (46.4%) of the live births by women who smoked during their pregnancy in 2000. Of the three, only Baltimore City (14.7%) had one of the higher rates of women smoking while pregnant.**

CIGARETTE USE IN HOUSEHOLDS WITH CHILDREN BY LOCAL JURISDICTION

Table 5 displays the percentage of youth in grades 6 through 12, who live in households in which one or more other individuals smoke cigarettes.

Table 5. Youth Who Live in Households with Cigarette Smokers by Local Jurisdiction

Jurisdiction	% (CI) [†] of middle school youth	% (CI) of high school youth	% (CI) of all youth
Statewide	41.2 (38.4-44.0)	42.6 (41.4-43.8)	42.0 (40.6-43.4)
Allegany	49.5 (44.4-54.6)	47.4 (44.2-50.5)	48.2 (45.4-50.9)
Anne Arundel	46.1 (36.0-56.2)	44.1 (41.3-46.9)	45.0 (41.5-48.4)
Baltimore City	58.8 (44.5-73.1)	55.2 (51.3-59.1)	56.7 (52.0-61.4)
Baltimore County	40.5 (29.5-51.5)	42.6 (38.0-47.2)	41.7 (37.8-45.6)
Calvert	43.2 (39.4-46.9)	49.1 (44.9-53.3)	46.6 (43.9-49.3)
Caroline	52.1 (47.1-57.1)	52.8 (49.5-56.2)	52.5 (49.9-55.1)
Carroll	39.6 (35.4-43.8)	41.0 (37.9-44.1)	40.4 (37.9-42.9)
Cecil	52.5 (48.6-56.4)	52.6 (49.0-56.2)	52.6 (50.1-55.1)
Charles	42.4 (37.1-47.7)	42.0 (38.0-46.0)	42.1 (38.8-45.4)
Dorchester	51.5 (47.2-55.8)	51.0 (46.4-55.6)	51.2 (48.1-54.3)
Frederick	40.3 (36.6-44.0)	42.1 (38.6-45.6)	41.3 (38.8-43.8)
Garrett	38.9 (33.3-44.5)	44.3 (40.7-47.9)	42.0 (38.7-45.3)
Harford	42.9 (37.8-48.0)	46.6 (43.5-49.7)	45.1 (42.3-47.9)
Howard	27.3 (21.6-33.0)	28.8 (25.8-31.8)	28.1 (24.8-31.4)
Kent	48.5 (43.3-53.7)	52.1 (46.6-57.6)	50.6 (46.8-54.4)
Montgomery	26.2 (16.4-36.0)	31.0 (25.8-36.2)	28.9 (24.4-33.4)
Prince George's	44.0 (34.8-53.2)	44.1 (41.3-46.9)	44.1 (40.8-47.4)
Queen Anne's	48.8 (43.6-54.0)	49.1 (45.3-52.9)	49.0 (45.8-52.2)
Somerset	52.8 (47.6-58.0)	52.9 (44.6-61.2)	52.8 (47.7-57.9)
St. Mary's	45.5 (41.6-49.4)	47.9 (44.3-51.5)	46.9 (44.3-49.5)
Talbot	45.3 (41.1-49.5)	48.7 (44.7-52.7)	47.3 (44.3-50.3)
Washington	48.3 (43.1-53.5)	48.7 (45.2-52.2)	48.6 (45.4-51.8)
Wicomico	45.0 (40.8-49.2)	45.2 (41.1-49.3)	45.1 (42.2-48.0)
Worcester	46.5 (41.0-52.0)	48.0 (43.5-52.5)	47.4 (44.0-50.8)

[†] Ninety-five percent confidence interval

-
- **Statewide, 41.2% of middle school students and 42.6% of high school students, report that one or more household members, not counting themselves, smokes cigarettes.**
 - **Among middle school students, Carroll, Frederick, Howard and Montgomery Counties have the lowest percentage of youth living with someone who smokes cigarettes.**
 - **Among high school students, Anne Arundel, Baltimore, Carroll, Charles, Frederick, Garrett, Howard, Montgomery, and Prince George's Counties have the lowest percentage of youth living with someone who smokes cigarettes.**
 - **Among middle school students, Baltimore City, Allegany, Caroline, Cecil, Dorchester, and Somerset Counties have the highest percentage of youth living with one or more cigarette smokers.**
 - **Among high school students, Baltimore City, Caroline, and Cecil Counties have the highest percentage of youth living with one or more cigarette smokers.**
 - **Two of the four jurisdictions with the lowest overall rate of tobacco use (Howard and Montgomery) have the lowest rates of use by household members, at the middle school and high school levels.**

SMOKERS WHO TRIED TO STOP SMOKING BY LOCAL JURISDICTION

Table 6 shows the percentage of Marylanders who have attempted to stop smoking over the past year, for both youth and adults.

Table 6. Cessation Attempts Among Smokers, by Local Jurisdiction

Jurisdiction	Percent (CI) [†] Tried to Quit - Youth	Percent (CI) Tried to Quit - Adults
Statewide	61.0 (59.4-62.6)	52.8 (49.9-55.7)
Allegany	65.5 (61.6-69.4)	43.3 (31.1-55.5)
Anne Arundel	63.3 (60.2-66.4)	48.5 (40.3-56.7)
Baltimore City	71.7 (63.3-80.1)	47.6 (40.0-55.3)
Baltimore County	60.5 (54.0-67.0)	57.0 (49.0-65.1)
Calvert	64.1 (60.0-68.1)	51.5 (41.5-61.4)
Caroline	60.8 (55.0-66.5)	38.1 (29.1-47.1)
Carroll	61.4 (57.6-65.1)	56.7 (43.5-69.9)
Cecil	60.7 (57.1-64.4)	61.3 (49.5-73.1)
Charles	58.7 (54.3-63.0)	54.6 (42.7-66.6)
Dorchester	63.2 (57.3-69.1)	54.5 (42.8-66.3)
Frederick	59.3 (54.8-63.7)	54.9 (43.4-66.4)
Garrett	60.2 (55.4-65.0)	55.2 (42.3-68.0)
Harford	61.0 (57.6-64.3)	40.8 (28.8-52.7)
Howard	57.2 (51.9-62.5)	59.9 (47.5-72.3)
Kent	58.5 (53.6-63.3)	43.8 (32.4-55.2)
Montgomery	56.3 (51.2-61.4)	60.7 (48.6-72.9)
Prince George's	58.1 (53.0-63.3)	62.6 (53.0-72.2)
Queen Anne's	59.2 (54.8-63.6)	52.5 (41.9-63.0)
Somerset	63.0 (58.3-67.8)	47.7 (37.2-58.2)
St. Mary's	60.3 (56.3-64.3)	45.6 (34.6-56.6)
Talbot	56.0 (51.1-61.0)	54.3 (41.6-67.1)
Washington	61.1 (57.6-64.7)	32.0 (19.6-44.3)
Wicomico	61.2 (57.0-65.4)	52.9 (40.8-65.1)
Worcester	61.2 (55.7-66.8)	43.3 (31.2-55.5)

[†] Ninety-five percent confidence interval

-
- **The proportion of Maryland adults who tried to quit smoking ranged from a low of 32.0% in Washington County to a high of 62.6% in Prince George's County.**
 - **The proportion of Maryland youth who tried to quit smoking ranged from a low of 56.0% in Talbot County to a high of 71.7% in Baltimore City.**
 - **The greatest discrepancies between youth and adult rates of quit attempts are in Allegany, Caroline, Harford, and Washington Counties and Baltimore City.**
 - For example, in Washington County, 61.1% of youth compared with 32.0% of adults attempted to quit smoking cigarettes over the past year.
 - In Caroline County, 60.8% of youth compared with 38.1% of adults attempted to quit smoking.
 - Similarly, in Baltimore City, 71.7% of youth compared with 47.6% of adults attempted to quit smoking during the same time period.

However, in all jurisdictions the current rate of quit attempts represents a major target of opportunity, especially among youth.

FUTURE REPORTS

This “first look” at the results of Maryland’s first comprehensive Statewide survey of tobacco use among youth and adults will be followed by a series of additional reports to meet the needs of various constituencies throughout the State. Among the currently planned reports are detailed sets of data tables for each of Maryland’s 24 local political jurisdictions. Special reports are planned on secondhand smoke, youth access to nicotine and purchasing behaviors, cigarette use, and smokeless tobacco use. Additional reports will be explored based on available resources and demand.

Appendix 1

Maryland Youth Tobacco Survey

Methodology

MYTS Methodology

The purpose of the Maryland Youth Tobacco Survey (MYTS) was to gather attitude, usage, and exposure information regarding tobacco products statewide and within each of Maryland's 24 political jurisdictions (23 counties and Baltimore City). To accomplish this, the MYTS used a paper-and-pencil questionnaire administered following CDC's methodology for the Youth Tobacco Survey (YTS).

Questionnaire Development

The questionnaire was developed by the DHMH, in collaboration with the CDC Office on Smoking and Health, in the fall of 2000. The MYTS included a core set of YTS questions developed by CDC, first implemented by a small number of States as early as 1998, and now adopted by the overwhelming majority of States in conducting their own YTS. The questionnaire covered eight topics: initiation of cigarette smoking, intensity of current cigarette use, cigarette brand preference and purchasing behavior, use of other tobacco products, tobacco use cessation, exposure to second-hand smoke, social context of tobacco use, and background information of respondents. The questionnaire contained 86 items. The questionnaire was designed to be identical for all 24 of Maryland's political jurisdictions.

Sampling

Sample Design

A separate high school and middle school sample was selected for each of Maryland's 24 political jurisdictions with an objective of having 95% confidence limits of approximately +/- 6% around key smoking variables. This produced 48 separate samples, two for each of Maryland's political jurisdictions. For each sample, the sampling frame consisted of all public schools containing students enrolled in grades 9-12 for the high schools and 6-8 for the middle schools. A two-stage cluster sample design was used for each political jurisdiction to produce a representative sample of high school students in grades 9-12 and middle school students in grades 6-8. The sampling program PC-Sample was used to draw both the high school and middle school samples.

Sampling Procedures

School Level - The first-stage sampling frame consisted of all public schools containing any of grades 6-8 for the middle schools and 9-12 for the high schools. Schools were selected with probability proportional to school enrollment size (PPS).

MYTS Methodology

The original sample included 326 public schools.¹ Ten of the public schools were ineligible due to grade range changes, bringing the final sample to 316 public schools.

Class Level - The second sampling stage consisted of systematic equal probability sampling (with a random start) of classes from each middle school and high school that participated in the survey. All 2nd period classes in the selected schools were included in the sampling frame.

Student Level – All students in a selected class were eligible to participate in the survey. No student make-ups were conducted.

Data Collection

Recruitment of Sampled Districts and Schools

After the sample was drawn, the Maryland State Department of Education (MSDE) sent letters to the Superintendents of each of the 24 jurisdictions. These letters identified the selected schools and asked each Superintendent to identify a district coordinator to assist in several pre-survey tasks. These included: (1) contacting each of the schools to notify them of their selection; (2) verifying grade range of the selected schools; (3) requesting the name of a contact person at the school; and (4) asking the district coordinator to forward a list of all second period classes for each school to DHMH.

Once the class lists were received and classes were selected, letters were sent by MSDE to each of the principals along with the list of the randomly selected classes. Contact persons were asked to review the list of selected classes and identify possible dates that were convenient for the data collection. This information was faxed back to the contractor by the contact person. Once the fax was received, a specific date for data collection was confirmed with the contact person. Teacher packets containing parent permission forms and other survey materials were mailed to the contact person for distribution to the teachers one to two weeks prior to the date of data collection. All districts in the MYTS agreed to use passive parental permission forms. An occasional school (less than 5) used active parental permission forms on their own.

Classroom-level Data Collection

The MYTS was administered in each of Maryland's 24 major political jurisdictions between October 2 and November 15 by 48 specially trained field staff. The data

¹ In addition, 55 private schools also were included in the original sample. However, due to lack of lead time to approach and recruit the private schools, a decision was reached between DHMH and the Department of Education not to pursue their involvement in the MYTS 2000.

MYTS Methodology

collectors were recruited from a variety of sources including local and state retired teacher's associations, local universities, and job fairs. They completed an intensive training that included lectures, simulations, and group role plays and discussions. Detailed arrangements and survey schedules were set prior to each school visit.

Weighting

For both the high school and middle school data, a weight variable was calculated for each student record to reflect the likelihood of sampling each student and to reduce bias by compensating for differing patterns of non-response. The weight used for estimation is given by:

$$W = W1 * W2 * f1 * f2 * f3 * f4$$

W1 = the inverse of the probability of selecting the school

W2 = the inverse of the probability of selecting the classroom within the school

f1 = a school-level non-response adjustment factor calculated by school size category (small, medium, large).

f2= a class adjustment factor calculated by school

f3 = a student-level non-response adjustment factor calculated by class

f4 = a post stratification adjustment factor calculated by gender, grade, and race.²

Use of the Weighted State and County Results

For the state high school and middle school results, all 24 county data sets were aggregated into one data set and sampling weights were used to compute the weighted prevalence estimates. The weighted results can be used to make important inferences concerning tobacco use risk behaviors of all public school students in grades 9 through 12 and 6 through 8, respectively, both statewide and for each political jurisdiction. Table 1 outlines the MYTS response rates.

² The post-stratification adjustment for some counties was calculated by gender and grade only due to small race cell sizes.

MYTS Methodology

Table 1 - MYTS Response Rates

	Student			School			Combine d
	Selected	Participated	%	Selected	Participated	%	
Middle	25,021	22,381	89.4%	150	150	100%	89.4%
High	39,593	33,586	84.8%	166	165	99.4 %	84.3%
Total	64,604	55,967	86.6%	316	315	99.7 %	86.3%

Appendix 2

Maryland Youth Tobacco Survey Questionnaire

Maryland Youth Tobacco Survey (MYTS) 2000 Questionnaire

This survey is about tobacco use. It has been developed so you can tell us what you do that may affect your health. The information you give will be used to develop better tobacco education programs for young people like yourself.

DO NOT write your name on this survey. The answers you give will be kept private. NO one will know what you write. Answer the questions based on what you really do and know.

Completing the survey is voluntary. Whether or not you answer the questions will not affect your grade in this class. If you are not comfortable answering a question, just leave it blank.

The questions that ask about your background will only be used to describe the types of students completing this survey. The information will not be used to find your name. No names will ever be reported.

Make sure to read every question. Use a #2 pencil and completely fill in the circles on the answer sheet. If you change an answer, erase your old answer completely. When you are finished, follow the instructions of the person giving you the survey.

Thank you very much for your help.

Administered by the
Maryland Department of Health and Mental Hygiene

with the support and cooperation of the
Maryland State Department of Education

THE FIRST QUESTIONS ASK FOR SOME BACKGROUND INFORMATION ABOUT YOURSELF

1. **How old are you?**
 - A. 12 years old or younger
 - B. 13 years old
 - C. 14 years old
 - D. 15 years old
 - E. 16 years old
 - F. 17 years old
 - G. 18 years old
 - H. 19 years old or older

2. **What is your sex?**
 - A. Female
 - B. Male

3. **What grade are you in?**
 - A. 6th
 - B. 7th
 - C. 8th
 - D. 9th
 - E. 10th
 - F. 11th
 - G. 12th
 - H. Ungraded or other grade

4. **How do you describe yourself? (You can CHOOSE ONE ANSWER or MORE THAN ONE)**
 - A. American Indian or Alaska Native
 - B. Asian
 - C. Black or African American
 - D. Hispanic or Latino
 - E. Native Hawaiian or Other Pacific Islander
 - F. White

5. **Which one of these groups BEST describes you? (CHOOSE ONLY ONE ANSWER)**
 - A. American Indian or Alaska Native
 - B. Asian
 - C. Black or African American
 - D. Hispanic or Latino
 - E. Native Hawaiian or Other Pacific Islander
 - F. White

THE NEXT GROUP OF QUESTIONS ASKS ABOUT TOBACCO USE

Cigarette Smoking

6. **Have you ever tried cigarette smoking, even one or two puffs?**
 - A. Yes
 - B. No

7. **How old were you when you smoked a whole cigarette for the first time?**
 - A. I have never smoked a whole cigarette
 - B. 8 years old or younger
 - C. 9 or 10 years old
 - D. 11 or 12 years old
 - E. 13 or 14 years old
 - F. 15 or 16 years old
 - G. 17 years old or older

8. **About how many cigarettes have you smoked in your entire life?**
 - A. None
 - B. 1 or more puffs but never a whole cigarette
 - C. 1 cigarette
 - D. 2 to 5 cigarettes
 - E. 6 to 15 cigarettes (about ½ a pack total)
 - F. 16 to 25 cigarettes (about 1 pack total)
 - G. 26 to 99 cigarettes (more than 1 pack, but less than 5 packs)
 - H. 100 or more cigarettes (5 or more packs)

9. **Have you ever smoked cigarettes daily, that is, at least one cigarette every day for 30 days?**
 - A. Yes
 - B. No

10. **During the past 30 days, on how many days did you smoke cigarettes?**
 A. 0 days
 B. 1 or 2 days
 C. 3 to 5 days
 D. 6 to 9 days
 E. 10 to 19 days
 F. 20 to 29 days
 G. All 30 days
11. **During the past 30 days, on the days you smoked, how many cigarettes did you smoke per day?**
 A. I did not smoke cigarettes during the past 30 days.
 B. Less than one cigarette per day
 C. 1 cigarette per day
 D. 2 to 5 cigarettes per day
 E. 6 to 10 cigarettes per day
 F. 11 to 20 cigarettes per day
 G. More than 20 cigarettes per day
12. **In question 11 you indicated the number of cigarettes that you smoke each day. How long have you been smoking that number of cigarettes each day?**
 A. I do not currently smoke cigarettes
 B. Less than 30 days
 C. At least 30 days but less than 6 months
 D. At least 6 months but less than 1 year
 E. At least 1 year but less than 2 years
 F. At least 2 years or more
13. **During the past 30 days, what brand of cigarettes did you usually smoke? (CHOOSE ONLY ONE ANSWER)**
 A. I did not smoke cigarettes during the past 30 days
 B. I do not have a usual brand
 C. Camel
 D. Marlboro
 E. Newport
 F. Virginia Slims
 G. GPC, Basic, or Doral
 H. Some other brand
14. **Are the cigarettes you usually smoke menthol cigarettes?**
 A. I do not smoke cigarettes
 B. Yes
 C. No
15. **During the past 30 days, how did you usually get your own cigarettes? (CHOOSE ONLY ONE ANSWER)**
 A. I did not smoke cigarettes during the past 30 days
 B. I bought them in a store such as a convenience store, supermarket, discount store, or gas station
 C. I bought them from a vending machine
 D. I gave someone else money to buy them for me
 E. I borrowed (or bummed) them from someone else
 F. A person 18 years old or older gave them to me
 G. I took them from a store or family member
 H. I got them some other way
16. **During the past 30 days, where did you buy the last pack of cigarettes you bought? (CHOOSE ONLY ONE ANSWER)**
 A. I did not buy a pack of cigarettes during the past 30 days
 B. A gas station
 C. A convenience store
 D. A supermarket or grocery store
 E. A drug store
 F. A vending machine
 G. I bought them over the Internet
 H. Other
17. **Do you usually buy your cigarettes from a store that is. (CHOOSE ONLY ONE ANSWER)**
 A. I do not buy cigarettes from a store
 B. In walking or bike riding distance from my home AND my school
 C. In walking or bike riding distance from my home but NOT from my school
 D. In walking or bike riding distance from my school but NOT from my home
 E. Not in walking or bike riding distance from either my home nor my school
18. **When you bought or tried to buy**

- cigarettes in a store during the past 30 days, were you ever asked to show proof of age?**
- A. I did not try to buy cigarettes in a store during the past 30 days
- B. Yes, I was asked to show proof of age
- C. No, I was not asked to show proof of age
- 19. During the past 30 days, did anyone ever refuse to sell you cigarettes because of your age?**
- A. I did not try to buy cigarettes in a store during the past 30 days
- B. Yes, someone refused to sell me cigarettes because of my age
- C. No, no one refused to sell me cigarettes because of my age
- 20. During the past 30 days, on how many days did you smoke cigarettes on school property?**
- A. 0 days
- B. 1 or 2 days
- C. 3 to 5 days
- D. 6 to 9 days
- E. 10 to 19 days
- F. 20 to 29 days
- G. All 30 days
- 21. When was the last time you smoked a cigarette, even one or two puffs?**
- A. I have never smoked even one or two puffs
- B. Earlier today
- C. Not today but sometime during the past 7 days
- D. Not during the past 7 days but sometime during the past 30 days
- E. Not during the past 30 days but sometime during the past 6 months
- F. Not during the past 6 months but sometime during the past year
- G. 1 to 4 years ago
- H. 5 or more years ago
- 22. How long can you go without smoking before you feel like you need a cigarette?**
- A. I have never smoked a cigarette
- B. I do not smoke now
- C. Less than one hour
- D. 1 to 3 hours
- E. More than 3 hours but less than a day
- F. A whole day
- G. Several days
- H. A week or more
- 23. During the past 12 months, did you ever try to quit smoking cigarettes?**
- A. I did not smoke during the past 12 months
- B. Yes
- C. No
- 24. Do you want to stop smoking cigarettes?**
- A. I do not smoke now
- B. Yes
- C. No
- 25. Are you planning to quit smoking cigarettes in the next 30 days?**
- A. I do not smoke now
- B. Yes
- C. No
- 26. Are you seriously considering quitting smoking completely in the next 6 months?**
- A. I do not smoke now
- B. Yes
- C. No
- 27. How many times, if any, have you tried to quit smoking?**
- A. I have never smoked cigarettes
- B. None
- C. 1 time
- D. 2 times
- E. 3 to 5 times
- F. 6 to 9 times
- G. 10 or more times

28. **When you last tried to quit, how long did you stay off cigarettes?**
- A. I have never smoked cigarettes
 - B. I have never tried to quit
 - C. Less than a day
 - D. 1 to 7 days
 - E. More than 7 days but less than 30 days
 - F. More than 30 days but less than 6 months
 - G. More than 6 months but less than a year
 - H. More than a year

Smokeless Tobacco: Chewing Tobacco, Snuff, or Dip

29. **Have you ever used chewing tobacco, snuff, or dip, such as Redman, Levi Garrett, Beechnut, Skoal, Skoal Bandits, or Copenhagen?**
- A. Yes
 - B. No
30. **How old were you when you used chewing tobacco, snuff, or dip for the first time?**
- A. I have never used chewing tobacco, snuff, or dip
 - B. 8 years old or younger
 - C. 9 or 10 years old
 - D. 11 or 12 years old
 - E. 13 or 14 years old
 - F. 15 or 16 years old
 - G. 17 years old or older
31. **During the past 30 days, on how many days did you use chewing tobacco, snuff, or dip?**
- A. 0 days
 - B. 1 or 2 days
 - C. 3 to 5 days
 - D. 6 to 9 days
 - E. 10 to 19 days
 - F. 20 to 29 days
 - G. All 30 days

32. **During the past 30 days, on how many days did you use chewing tobacco, snuff, or dip on school property?**
- A. 0 days
 - B. 1 or 2 days
 - C. 3 to 5 days
 - D. 6 to 9 days
 - E. 10 to 19 days
 - F. 20 to 29 days
 - G. All 30 days

33. **During the past 30 days, how did you usually get your own chewing tobacco, snuff, or dip?**
(CHOOSE ONLY ONE ANSWER)
- A. I did not use chewing tobacco, snuff, or dip during the past 30 days
 - B. I bought it in a store such as a convenience store, supermarket, discount store, or gas station
 - C. I gave someone else money to buy it for me
 - D. I borrowed (or bummed) it from someone else
 - E. A person 18 years old or older gave it to me
 - F. I took it from a store or family member
 - G. I got it some other way

34. **When you bought or tried to buy chewing tobacco, snuff, or dip in a store during the past 30 days, were you ever asked to show proof of age?**
- A. I did not buy chewing tobacco, snuff, or dip in a store during the past 30 days
 - B. Yes, I was asked to show proof of age
 - C. No, I was not asked to show proof of age

35. **During the past 30 days, did anyone ever refuse to sell you chewing tobacco, snuff, or dip because of your age?**
- A. I did not try to buy chewing tobacco, snuff, or dip in a store during the past 30 days
 - B. Yes, someone refused to sell me chewing tobacco, snuff, or dip because of my age
 - C. No, my age did not keep me from buying chewing tobacco, snuff, or dip

Cigars

36. Have you ever tried smoking cigars, cigarillos, or little cigars, even one or two puffs?
- A. Yes
 - B. No
37. How old were you when you smoked a cigar, cigarillo, or little cigar for the first time?
- A. I have never smoked a cigar, cigarillo, or little cigar
 - B. 8 years old or younger
 - C. 9 or 10 years old
 - D. 11 or 12 years old
 - E. 13 or 14 years old
 - F. 15 or 16 years old
 - G. 17 years old or older
38. During the past 30 days, on how many days did you smoke cigars, cigarillos, or little cigars?
- A. 0 days
 - B. 1 or 2 days
 - C. 3 to 5 days
 - D. 6 to 9 days
 - E. 10 to 19 days
 - F. 20 to 29 days
 - G. All 30 days
39. During the past 30 days, how did you usually get your own cigars, cigarillos, or little cigars?
- A. I did not smoke cigars, cigarillos, or little cigars during the past 30 days
 - B. I bought them in a store such as a convenience store, supermarket, discount store, or gas station
 - C. I gave someone else money to buy them for me
 - D. I borrowed (or bummed) them from someone else
 - E. A person 18 years old or older gave them to me
 - F. I took them from a store or a family member
 - G. I got them some other way

Pipe

40. During the past 30 days, on how many days did you smoke tobacco in a pipe?
- A. 0 days
 - B. 1 or 2 days
 - C. 3 to 5 days
 - D. 6 to 9 days
 - E. 10 to 19 days
 - F. 20 to 29 days
 - G. All 30 days

Bidis and Kreteks

The next questions are about bidis (or “beedies”) and kreteks (also known as “clove cigarettes”). Bidis are small brown cigarettes from India made of tobacco and wrapped in a leaf tied with a thread. Kreteks are cigarettes made of tobacco and clove extract.

41. Have you ever tried smoking any of the following:
(CHOOSE ONLY ONE ANSWER)
- A. Bidis
 - B. Kreteks
 - C. I have tried both bidis and kreteks
 - D. I have never smoked bidis or kreteks
42. During the past 30 days, on how many days did you smoke bidis?
- A. 0 days
 - B. 1 or 2 days
 - C. 3 to 5 days
 - D. 6 to 9 days
 - E. 10 to 19 days
 - F. 20 to 29 days
 - G. All 30 days
43. During the past 30 days, on how many days did you smoke kreteks?
- A. 0 days
 - B. 1 or 2 days
 - C. 3 to 5 days
 - D. 6 to 9 days
 - E. 10 to 19 days
 - F. 20 to 29 days
 - G. All 30 days

THE NEXT QUESTIONS ASK ABOUT YOUR THOUGHTS ABOUT TOBACCO

44. **Do you think that you will try a cigarette soon?**
A. I have already tried smoking cigarettes
B. Yes
C. No
45. **Do you think you will smoke a cigarette at anytime during the next year?**
A. Definitely yes
B. Probably yes
C. Probably not
D. Definitely not
46. **Do you think you will be smoking cigarettes 5 years from now?**
A. I definitely will
B. I probably will
C. I probably will not
D. I definitely will not
47. **If one of your best friends offered you a cigarette, would you smoke it?**
A. Definitely yes
B. Probably yes
C. Probably not
D. Definitely not
48. **Which of the following statements BEST describes the "ground rules" in your family regarding tobacco use? (CHOOSE ONLY ONE ANSWER)**
A. We have no "ground rules" about tobacco
B. Tobacco use is not tolerated in our family
C. Tobacco use is OK for adults, but not for youth less than 18 years old
D. Youth under the age of 18 can use tobacco in the house
E. Youth under the age of 18 can use tobacco outside the house only
49. **Have your parents or guardians ever told you not to smoke cigarettes? (CHOOSE ONLY ONE ANSWER)**
A. Mother (or female guardian) only
B. Father (or male guardian) only
C. Both
D. Neither
50. **Have your parents or guardians ever told you not to use chewing tobacco, snuff, or dip?**
A. Mother (or female guardian) only
B. Father (or male guardian) only
C. Both
D. Neither
51. **Have either of your parents (or guardians) discussed the dangers of tobacco use with you?**
A. Mother (or female guardian) only
B. Father (or male guardian) only
C. Both
D. Neither
52. **Do your parents know that you smoke cigarettes?**
A. I do not smoke cigarettes
B. Yes
C. No
53. **Do you think that people can get addicted to using tobacco just like they can get addicted to using cocaine or heroin?**
A. Definitely yes
B. Probably yes
C. Probably not
D. Definitely not
54. **Do you think young people who smoke cigarettes have more friends?**
A. Definitely yes
B. Probably yes
C. Probably not
D. Definitely not
55. **Do you think smoking cigarettes makes young people look cool or fit in?**
A. Definitely yes
B. Probably yes
C. Probably not
D. Definitely not
56. **Do you think young people risk harming themselves if they smoke from 1 to 5 cigarettes per day?**
A. Definitely yes
B. Probably yes
C. Probably not
D. Definitely not

57. **Do you think it is safe to smoke for only a year or two, as long as you quit after that?**

- A. Definitely yes
- B. Probably yes
- C. Probably not
- D. Definitely not

58. **Do you believe that light (low tar) cigarettes are somewhat less risky than regular (full flavor) cigarettes?**

- A. Yes, they are somewhat less risky
- B. No, they pose the same risk
- C. No, they are riskier

59. **Do you think that smokers have shorter lives than nonsmokers?**

- A. Definitely yes
- B. Probably yes
- C. Probably not
- D. Definitely not

60. **Do you think you would be able to quit smoking cigarettes if you wanted to?**

- A. I do not smoke now
- B. Yes
- C. No

61. **In the past 12 months, has a doctor or someone in a doctor's office talked to you about the danger of tobacco use?**

- A. I have not visited a doctor's office in the past 12 months
- B. Yes
- C. No

62. **In the past 12 months, has a dentist or someone in a dentist's office talked to you about the danger of tobacco use?**

- A. I have not visited a dentist's office in the past 12 months
- B. Yes
- C. No

63. **Have you ever participated in a program to help you quit using tobacco?**

- A. I have never used tobacco
- B. Yes
- C. No

64. **During this PAST school year (September 1999 thru June 2000), were you taught in any of your classes about tobacco use?**

- A. Yes
- B. No
- C. Not sure

65. **During the PAST school year (September 1999 thru June 2000), did you practice ways to say NO to tobacco in any of your classes (for example by, role playing)?**

- A. Yes
- B. No
- C. Not sure

THE NEXT QUESTIONS ASK ABOUT EVENTS YOU MAY HAVE ATTENDED OR WHAT YOU HAVE SEEN ON TV, AT THE MOVIES, OR ON THE INTERNET

66. **During the past 12 months, have you participated in any community activities to discourage people your age from using cigarettes, chewing tobacco, snuff, dip, or cigars?**

- A. Yes
- B. No
- C. I did not know about any activities

67. **During the past 30 days, how often have you seen or heard commercials on TV, the Internet, or on the radio about the dangers of cigarette smoking?**

- A. Not in the past 30 days
- B. 1-3 times in the past 30 days
- C. 1-3 times per week
- D. Daily or almost daily
- E. More than once a day

68. **When you watch TV or go to movies, how often do you see actors using tobacco?**

- A. I don't watch TV or go to movies
- B. Most of the time
- C. Some of the time
- D. Hardly ever
- E. Never

69. **When you watch TV, how often do you see athletes using tobacco?**

- A. I don't watch TV
- B. Most of the time
- C. Some of the time
- D. Hardly ever
- E. Never

70. During the past 30 days, how many ads or promotions for cigarettes and other tobacco products have you seen in newspapers or magazines?
- A. A lot
 - B. A few
 - C. None
71. When you are using the Internet, how often do you see ads for cigarettes and other tobacco products?
- A. I don't use the Internet
 - B. Most of the time
 - C. Some of the time
 - D. Hardly ever
 - E. Never
72. When you go to a convenience store or gas station, how often do you see advertisements for cigarettes, chewing tobacco, or snuff on items like sporting gear, t-shirts, hats, sunglasses, lighters, or ashtrays that have tobacco names or pictures on them?
- A. I never go to convenience stores or gas stations
 - B. A lot
 - C. Sometimes
 - D. Never
73. When you go to sports events, fairs, concerts, or community events, how often do you see ads for cigarettes, chewing tobacco, or snuff?
- A. I never attend sports events, fairs, concerts, or community events
 - B. A lot
 - C. Sometimes
 - D. Never
74. During the past 30 days, which of the following magazines have you read or looked through?
(You can CHOOSE ONE ANSWER or MORE THAN ONE)
- A. Ebony
 - B. Elle
 - C. Essence
 - D. Glamour
 - E. Hot Rod
 - F. Jet
 - G. Mademoiselle
 - H. None of the above
75. During the past 30 days, which of the following magazines have you read or looked through?
(You can CHOOSE ONE ANSWER or MORE THAN ONE)
- A. Motor Trend
 - B. Outdoor Life
 - C. Popular Mechanics
 - D. Rolling Stone
 - E. Self
 - F. Soap Opera Digest
 - G. Spin
 - H. None of the above
76. During the past 30 days, which of the following magazines have you read or looked through?
(You can CHOOSE ONE ANSWER or MORE THAN ONE)
- A. Sport
 - B. Sporting News
 - C. Sports Illustrated
 - D. Star
 - E. Vibe
 - F. Vogue
 - G. None of the above

**SOME TOBACCO COMPANIES
MAKE ITEMS LIKE SPORTS GEAR,
T-SHIRTS, LIGHTERS, HATS,
JACKETS, AND SUNGLASSES
THAT PEOPLE CAN BUY OR
RECEIVE FREE**

77. During the past 12 months, did you buy or receive anything that has a tobacco company name or picture on it?
- A. Yes
 - B. No
78. Would you ever use or wear something that has a tobacco company name or picture on it such as a lighter, t-shirt, hat, or sunglasses?
- A. Definitely yes
 - B. Probably yes
 - C. Probably not
 - D. Definitely not

**THE NEXT QUESTIONS ASK
ABOUT YOUR EXPOSURE TO
TOBACCO USE**

79. **During the past 7 days, on how many days were you in the same room with someone who was smoking cigarettes?**
A. 0 days
B. 1 or 2 days
C. 3 or 4 days
D. 5 or 6 days
E. 7 days
80. **During the past 7 days, on how many days did you ride in a car with someone who was smoking cigarettes?**
A. 0 days
B. 1 or 2 days
C. 3 or 4 days
D. 5 or 6 days
E. 7 days
81. **Do you think the smoke from other people's cigarettes is harmful to you?**
A. Definitely yes
B. Probably yes
C. Probably not
D. Definitely not
82. **Does anyone who lives with you now smoke cigarettes?**
A. Yes
B. No
83. **Which of your family members currently smokes cigarettes?
(YOU CAN CHOOSE ONE ANSWER OR MORE THAN ONE)**
A. Mother, step-mother, or female guardian who lives with you
B. Father, step-father, or male guardian who lives with you
C. One or more brothers who live with you
D. One or more sisters who live with you
E. One or more grandparents who live with you
F. None of my family who lives with me currently smokes cigarettes

84. **Does anyone who lives with you now use chewing tobacco, snuff, or dip?**
A. Yes
B. No
85. **How many of your four closest friends smoke cigarettes?**
A. None
B. One
C. Two
D. Three
E. Four
F. Not sure
86. **How many of your four closest friends use chewing tobacco, snuff, or dip?**
A. None
B. One
C. Two
D. Three
E. Four
F. Not sure

**Thank you for participating
in the survey!**

Appendix 3

Maryland Adult Tobacco Survey

Methodology

The purpose of the Maryland Adult Tobacco Survey (MATS) was to gather attitude, usage, and exposure information regarding tobacco products statewide and within each of Maryland's 24 political jurisdictions (23 counties and Baltimore City). To accomplish this, the MATS used a survey instrument developed with technical assistance from the Centers for Disease Control and Prevention (CDC) by the Department of Health and Mental Hygiene (DHMH), and administered following CDC's methodology for the Behavioral Risk Factor Surveillance Survey (BRFSS), which requires Computer-Assisted Telephone Interviewing (CATI).

Questionnaire Development and Testing

The questionnaire was developed by the DHMH in the fall of 2000. Items from tobacco questionnaires previously used by other states to collect information on attitudes toward use and exposure to tobacco products were used to develop the MATS. The questionnaire was designed to be administered via telephone, and covered eight topics: initiation of cigarette smoking, intensity of current cigarette use, cigarette brand preference and purchasing behavior, use of other tobacco products, tobacco use cessation, exposure to second-hand smoke, social context of tobacco use, and background information of respondents. The questionnaire contained 103 items, but incorporated skip patterns so that respondents could skip questions based on their demographic characteristics, tobacco use, and exposure to tobacco products. The questionnaire was designed to be identical for all 24 of Maryland's political jurisdictions.

To program the MATS questionnaire for administration via CATI, Survent's CfMC CATI package was used. The CfMC questionnaire programming language provided call management and quota controls, inbound calling capabilities, data backup, and monitoring and incidence tracking. One of the main advantages of this software was the incorporation of most data handling tasks within the interviewing process itself. The programming of the survey instrument automatically controlled skip and fill logic, as well as range-checking for numeric data. The programming logic directed the flow of the questionnaire and prevented an interviewer from entering the right data in the wrong place. On any given screen of the questionnaire, the program only accepted a predetermined range or type of response. These features of CfMC provided assurance of the validity of the data concurrent with data collection, thus reducing the amount of time required to check the validity of the data after they were collected.

The programming of the CATI system also adhered to BRFSS protocols, such as defined interviewing schedule, number of attempts required, callback procedures, refusal conversion processes, and documenting call history. In all areas, BRFSS protocols were met or exceeded. For example, interviewers made at least 15 attempts per record, and the non-response conversion staff (NCS), who were selected for their experience and performance, called back 100% of all initial refusals.

Sampling

A list-assisted disproportionate stratified random probability sample was drawn to ensure that all households with telephones had a known, nonzero chance of inclusion in the study. All area codes and exchanges ringing into the State of Maryland were identified. For the purposes of this project, Bellcore types 00, 51, 52, and 54 were used. Within each exchange (e.g., 301-946), numbers were organized into “hundred-series” or “banks” of numbers in which the first two digits of the last four numbers of a telephone number were common (e.g., the exchange 301-946 contained 100 banks, 301-946-00## through 301-946-99##). Banks with at least one working listed residential telephone number were identified, and constituted the sample frame. The frame was used to randomly select a sample large enough to produce the desired number of interviews based on estimates of the proportion of numbers ringing into households.

The main advantage of this random probability sampling method was that it gave all telephone numbers within banks containing at least one working residential telephone number an equal probability of being selected. This provided confidence that the sample frame was a scientifically valid representation of the target population according to the most current knowledge of the sample frame.

To reduce potential coverage biases, all eligible banks were included, and then stratified to make the sample more efficient. The list-assisted sample was drawn with hundred-series weights based on the number of listed residential numbers being either zero or at least one. The determination of 0 and 1+ blocks was made by running a comprehensive database of listed telephone numbers against the Bellcore database of working telephone numbers. Exchanges containing no listed residential numbers were then sampled at a rate that was equivalent to $\frac{1}{4}$ of the rate used to sample exchanges containing one or more listed residential numbers. This method ensured that the frame was not truncated in any way, yet allowed for marginal improvements in random probability sample frame efficiency.

The sampling frame for this project was stratified into 24 strata corresponding to the 24 political jurisdictions in Maryland. The purpose of the stratification was to obtain 500 completed interviews from each political subdivision, supplemented by an additional 500 completed interview in six of the 24 political subdivisions. These six subdivisions were Anne Arundel County, Baltimore City, Baltimore County, Howard County, Montgomery County, and Prince George’s County.

Select Households

An independent sample was drawn for each political subdivision based on telephone exchanges. Exchanges that included more than one subdivision were assigned to the subdivision that contained the highest percent of the numbers. This permitted the construction of mutually exclusive sampling frames for the 24 political subdivisions that efficiently achieved the target number of interview for each area. To eliminate the discarding of telephone numbers because the identified resident lived in one political subdivision but was assigned to another, eligible participants were not screened for study eligibility by

subdivision. Listed at the end of the interview, respondents were asked which county they lived in, and then were assigned to the correct political subdivision in which they resided.

Select Respondents

The final stage of sampling involved the use of a household roster and a CDC-approved “Kish” selection grid technique to randomly select an adult respondent. The CATI software handled these procedures automatically, and the interviewing team had extensive experience in household roster determination.¹ Interviewers first inquired as to the number of adults aged 18 and over who met defined eligibility criteria for inclusion in MATS. Eligible household members included all related adults (aged 18 years or older), unrelated adults, roomers, and domestic workers who considered the household their home, even though they might not be home at the time of the call. Household members did not include adult family members who were currently living elsewhere. The respondent was then asked to list the males and the females in the household. Using the “Kish” grid, the computer automatically selected the respondent to be interviewed. Once one adult was selected in a household, the selection could not be changed unless a supervisor determined that the selected respondent was not an eligible member of the household at the time of initial contact.

Participation rates in CATI surveys may be calculated a variety of ways. One of the most prevalent is the cooperation rate, which is defined as the number of completed interviews divided by the number of households in which an eligible respondent was identified. In effect, it excludes households in which there was no opportunity to conduct an interview because the line was always busy or it could not be determined whether the household contained an eligible respondent. Using this definition, the overall cooperation rate for MATS was 44.9 percent. Table B-1 provides the cooperation rate for each of Maryland’s 24 political subdivisions.²

Data Collection

The MATS was administered in each of Maryland’s 24 major political subdivision. Approximately 1,000 interviews were completed in the six largest political subdivisions, specifically, Baltimore City, and the following counties: Anne Arundel, Baltimore, Howard, Montgomery, and Prince George’s. Approximately 500 interviews were completed in the 18 remaining counties. Between October 16, 2000 and January 15, 2001, 16,596 interviews were completed.

Following BRFSS protocols, the majority of interviewing session hours were scheduled for weekday evenings, Saturday days, and Sunday evenings. For the MATS, the target-interviewing period was between 5 p.m. and 9 p.m. EST on weekdays, between 10 a.m. and 5 p.m. EST on Saturdays, and between 1 p.m. and 9 p.m. EST on Sundays. Shifts also were scheduled between 9 a.m. and 5 p.m. Monday-Friday, up to a maximum of 20% of total

¹ Our interviewing staff uses household member determination procedures outlined in Groves, R. – *Survey Errors and Survey Costs*, Wiley, 1989, p. 109.

² Another way to calculate response rates is the CASRO method, in which some portion of households in which it could not be determined whether there was an eligible respondent are also included.

session hours. This level of daytime calling was selected to meet two goals: First, an unknown proportion of the sample population is not available during regularly scheduled evening and weekend calling hours; rotating shifts through daytime hours makes it possible to reach those people. Another important objective relates to the proportion of business numbers that remained in a screened list-assisted disproportionate stratified random probability sample. Many of the numbers that are repeatedly unanswered during evening and weekend shifts are business numbers; one daytime call resolves these dispositions.

As required by the CDC's BRFSS protocol, the interviewing schedule ensured that all telephone numbers received at least 15 attempts over a minimum four-day period, with 20% of the interviews conducted during weekdays, and 80% of the interviews conducted on weeknights and weekends. This system also ensured that selected respondents who were not able to complete the interview at the time of selection received a minimum of 10 callbacks during the interviewing period.

Exceeding the BRFSS protocol, interviewers made a minimum of 15 attempts to reach an eligible household and interview an eligible adult for each telephone number in the sample frame. Each call attempt was given a minimum of 5 rings. The attempts were rotated through weekday day, weekday evening, Saturday day, and Sunday day and evening shifts to maximize coverage of the residential population. Careful management of the sample allocation and scheduling of interview sessions assured adequate penetration coverage of residential households with a maximum of eight or more attempts.

Persistent "ring-no answers were attempted a minimum of four times at different times and days of the week. Each number was called a minimum of 15 times over six calling periods or until a completed interview was achieved. If a respondent was contacted on the last call, and an interview could not be completed, another attempt was made.

The non-response conversion staff (NCS) called back 100% of initial refusals. NCS interviewers were selected based on experience and performance. All NCS had a minimum of six months public health-related telephone interviewing experience, and had received extensive training on interviewing uncooperative respondents.

The subset of cases that were uncooperative was handled on an individual basis with customized procedures. Whenever a respondent refused to be interviewed or terminated an interview in progress, the interviewer attempted to obtain information as to why the respondent refused or terminated the interview and entered this information in the CATI system. BRFSS protocol calls for one supervisor attempt after a selected respondent's initial refusal, and one interviewer attempt followed by one supervisor attempt for an initial refusal where no respondent has been selected.

Macro had toll-free lines in place to receive respondent calls regarding the legitimacy and validity of the study. The staff also made contact information for the MATS Director at the DHMH available to those respondents who wished to contact the DHMH directly.

Weighting

The data contains a weight that permits the MATS results to be generalized to the Maryland adult population of the state as a whole as well as by county. Specifically, the weight variable was constructed by adjusting a sampling weight, reflecting the differential probabilities of selection for each respondent, to state adult population totals and demographic distributions via post-stratification.

The sampling weight was computed with two components. The first, accounting for the within-household selection process, was computed at the household level as the ratio of the number of adults in the household to the number of telephone numbers ringing into that household. The second, accounting for the household selection process, was computed as the ratio of the number of eligible households to the number of completed interviews within sampling strata. Note that the latter component contains implicit corrections for differential eligibility and response rates.

Post stratification was a two-stage process. The first stage post-stratification fitted response distributions by age, race/ethnicity, and gender within three geographic regions to percentages provided by the CDC. This adjustment was computed as a ratio of response and reference percentages. The second stage post-stratification adjustment was a simple ratio adjustment with county defining the adjustment class. The second stage adjustment population reference figures were 1999 intercensal estimates obtained from the U.S. Bureau of the Census. This adjustment was computed as the ratio of the adult population to the sum of the sampling weights within jurisdiction.

MATS Methodology

Table B-1. Cooperation rate for each of Maryland's 24 political jurisdictions on Maryland Adult Tobacco Survey (MATS)

Jurisdiction	Number of Completes	Number of Eligible Households	Cooperation Rate
Statewide	16,596	36,990	44.9%
Allegany	653	1,287	50.7%
Anne Arundel	1,112	2,530	44.0%
Baltimore City	932	2,427	38.4%
Baltimore County	1,256	2,828	44.4%
Calvert	659	1,459	45.2%
Caroline	704	1,485	47.4%
Carroll	523	1,198	43.7%
Cecil	493	1,127	43.7%
Charles	531	1,313	40.4%
Dorchester	588	1,318	44.6%
Frederick	627	1,293	48.5%
Garrett	567	1,094	51.8%
Harford	533	1,195	44.6%
Howard	1,090	2,349	46.4%
Kent	461	1,031	44.7%
Montgomery	1,143	2,453	46.6%
Prince George's	929	2,386	38.9%
Queen Anne's	624	1,260	49.5%
Somerset	571	1,213	47.1%
St. Mary's	565	1,231	45.9%
Talbot	510	1,132	45.1%
Washington	517	1,089	47.5%
Wicomico	513	1,077	47.6%
Worcester	495	1,215	40.7%

Appendix 4

Maryland Adult Tobacco Survey

QUESTIONNAIRE

MARYLAND ADULT TOBACCO SURVEY (MATS-00)

Use of Tobacco Products

- ☞ Initiation of Cigarette Smoking
- ☞ Intensity of Cigarette Use
- ☞ Cigarette Brand Preference and Purchasing Behavior
- ☞ Other Tobacco Products

Basic Demographic Information

Tobacco Use Cessation

- ☞ Desire to Stop Using Tobacco
- ☞ Attempting to Stop Using Tobacco

Exposure to Second Hand Smoke

- ☞ Sensitivity to Second Hand Smoke
- ☞ Exposure to Second Hand Smoke in the Home
- ☞ Exposure to Second Hand in the Workplace

Social Context of Tobacco Use

Secondary Demographic Information

Introduction to Survey Interview

Hello, I'm _____ calling for the Maryland Department of Health and Mental Hygiene. We're gathering information on attitudes, use and exposure to tobacco products. The information will be used to guide state and county health policies. Your phone number has been chosen randomly, and we'd like to ask some questions about day-to-day tobacco-related living habits that may affect health.

Is this [telephone number] ?

NO Thank you very much, but I seem to have dialed the wrong number. It's possible that your number may be called at a later time. **STOP**

Is this a private residence?

NO Thank you very much, but we are only interviewing private residences. **STOP**

We need to randomly select one adult who lives in your household to be interviewed. In order to make this random selection, can you please tell me how many members of your household, including yourself, are 18 years of age or older?

If 1 Are you the adult?

If **"yes"** Then you are the person I need to speak with.
GO TO SECTION 1

If **"no"** May I speak with him or her?
GO TO "CORRECT RESPONDENT"

Who is the oldest man who presently lives in this household?
Who is the next oldest man who presently lives in this household?
Etc.

Who is the oldest woman who presently lives in this household?
Who is the next oldest woman who presently lives in this household?
Etc.

The person in your household that I need to speak with is _____.

If “you” **Go to Section 1**

“Correct respondent”: HELLO, I’M calling for the Maryland Department of Health and Mental Hygiene. We’re gathering information on attitudes, use and exposure to tobacco products. The information will be used to guide state and county health policies. You have been chosen randomly to be interviewed, and we’d like to ask some questions about day-to-day tobacco related living habits that may affect health.

Section 1

We do not ask for your name, address, or other personal information that identifies you. The phone number is erased once we finish all interviews. Taking part is up to you. You can skip any question you don’t want to answer, and are free to end the interview at any time. The interview should take no more than 20 minutes, and may take much less. All information you give us will be confidential. If you have any questions about this survey, I will provide a telephone number for you to call to get more information. Pat Ryan (410) 767-5653.

This call may be monitored for quality control purposes.

Use of Tobacco Products

001 What year were you born?

____ Year born {Range 1900 – 1982}
7 Don't Know/Not Sure
9 Refused

Initiation of Cigarette Smoking

002 How old were you when you first TRIED cigarettes, even one or two puffs?

-- Age {Range 2-95} {Confirm age if <6} {Check for consistency w/response to Q001}
98 I never tried a cigarette [GO TO #022]
97 Don't Know/Not Sure
99 Refused

003 How old were you when you first started smoking fairly regularly?

-- Age {Range 2-95} {Confirm age if <6} {Check for consistency w/response to Q001 and Q002}
98 Never Smoked Regularly
97 Don't Know/Not Sure
99 Refused

004 Have you smoked at least 100 cigarettes (5 packs) in your entire life?

1 Yes
2 No [GO TO #008]
7 Don't Know/Not Sure [GO TO #008]
9 Refused [GO TO #008]

005 Have you ever smoked cigarettes EVERYDAY for at least 30 days?

1 Yes
2 No [GO TO #008]
7 Don't Know/Not Sure [GO TO #008]
9 Refused [GO TO #008]

006 Have you ever smoked cigarettes EVERYDAY for at least 6 months?

- 1 Yes
- 2 No [GO TO #008]
- 7 Don't Know/Not Sure [GO TO #008]
- 9 Refused [GO TO #008]

007 What is the total number of YEARS you smoked everyday?

- 96 Less than one year
Years {Range 1-95} {Check for consistency w/response to Q001 and 003}
- 97 Don't Know/Not Sure
- 99 Refused

Intensity of Current Cigarette Use

008 Do you NOW smoke cigarettes every day, some days, or not at all?

- 1 Every day [GO TO #010]
- 2 Some days
- 3 Not at all [GO TO #012]
- 7 Don't Know/Not Sure [GO TO #012]
- 9 Refused [GO TO #012]

009 During the past 30 days, on how many days did you smoke cigarettes?

- Number of Days {Range 1-29}
- 77 Don't Know/Not Sure
- 99 Refused

010 On average, when you smoked during the past 30 days, about how many cigarettes did you smoke a day? [INTERVIEWER NOTE: there are 20 cigarettes to a pack]

- Number of cigarettes {Range 1-100} {Confirm responses >60}
- 777 Don't Know/Not Sure [GO TO #013]
- 999 Refused [GO TO #013]

011 For approximately how many years have you been smoking [insert # cigarettes from #010] cigarettes a day?

- Years {Range 1-95} {Check for consistency w/response to Q001 and 003} [GO TO #013]
- 96 Less than one year [GO TO #013]
- 97 Don't Know/Not Sure [GO TO #013]
- 99 Refused [GO TO #013]

012 About how long has it been since you last smoked cigarettes regularly?

- | | | |
|----|--|--------------|
| 01 | Less than 1 month | [GO TO #022] |
| 02 | Within the past 2 months (1 to 2 months ago) | [GO TO #022] |
| 03 | Within the past 6 months (3 to 6 months ago) | [GO TO #022] |
| 04 | Within the past year (7 to 12 months ago) | [GO TO #022] |
| 05 | Within the past 5 years (1 to 5 years ago) | [GO TO #022] |
| 06 | Within the past 15 years (6 to 15 years ago) | [GO TO #022] |
| 07 | More than 15 years ago | [GO TO #022] |
| 08 | I have never smoked regularly | [GO TO #022] |
| 77 | Don't Know/Not Sure | [GO TO #022] |
| 99 | Refused | [GO TO #022] |

Cigarette Brand Preference and Purchasing Behavior

013 When you FIRST began smoking regularly, what brand of cigarette did you smoke most often?

[DON'T READ]

- | | | | |
|----|----------------------|----|-----------------|
| 06 | BASIC | 48 | MONTCLAIR |
| 08 | BENSON & HEDGES | 50 | NEWPORT |
| 10 | CAMBRIDGE | 56 | NOW |
| 16 | CAMEL | 58 | PALL MALL |
| 18 | CARLTON | 60 | PARLIAMENT |
| 20 | GPC | 66 | SALEM |
| 26 | KENT | 68 | STERLING |
| 28 | KOOL | 70 | TRUE |
| 30 | LUCKY STRIKE | 76 | VICEROY |
| 36 | MARLBORO | 78 | VIRGINIA SLIMS |
| 38 | MERIT | 80 | WINSTON |
| 40 | MISTY | 86 | ALL DIFF TYPE |
| 46 | MONARCH | 88 | GENERIC IN GEN. |
| 96 | Other [specify_____] | | |
| 97 | Don't Know/Not Sure | | |
| 99 | Refused | | |

014 What brand of cigarette do you NOW smoke most often?

[DON'T READ]

- | | | | |
|----|----------------------------------|--------------|-----------------|
| 06 | BASIC | 48 | MONTCLAIR |
| 08 | BENSON & HEDGES | 50 | NEWPORT |
| 10 | CAMBRIDGE | 56 | NOW |
| 16 | CAMEL | 58 | PALL MALL |
| 18 | CARLTON | 60 | PARLIAMENT |
| 20 | GPC | 66 | SALEM |
| 26 | KENT | 68 | STERLING |
| 28 | KOOL | 70 | TRUE |
| 30 | LUCKY STRIKE | 76 | VICEROY |
| 36 | MARLBORO | 78 | VIRGINIA SLIMS |
| 38 | MERIT | 80 | WINSTON |
| 40 | MISTY | 86 | ALL DIFF TYPE |
| 46 | MONARCH | 88 | GENERIC IN GEN. |
| 96 | Other [specify _____] | | |
| 98 | Don't Currently Smoke Cigarettes | [GO TO #022] | |
| 97 | Don't Know/Not Sure | [GO TO #018] | |
| 99 | Refused | [GO TO #018] | |

015 How long have you been smoking [insert brand from #014]?

- ____ Years {Range 1-95} {Check for consistency w/response to Q001 and 002}
- 96 Less than one year
- 97 Don't Know/Not Sure
- 99 Refused

016 What type of cigarettes are the [insert brand from #014] that you smoke?

016A Are they filter tip or non-filter tip?

- 1 Filter tip
- 2 Non-filter tip
- 7 Don't Know/Not Sure
- 9 Refused

016B Menthol or plain?

- 1 Menthol
- 2 Plain
- 7 Don't Know/Not Sure
- 9 Refused

016C Regular, king-size, 100, or 120 mm?

- 1 Regular
- 2 King Size
- 3 100's
- 4 120's
- 7 Don't Know/Not Sure
- 9 Refused

016D Regular, lights, ultra lights, or special/mild?

- 1 Regular
- 2 Lights
- 3 Ultra Lights
- 4 Special/Mild
- 7 Don't Know/Not Sure
- 9 Refused

017 Since you began smoking, about how many brands of cigarettes, other than [insert brand from #014], have you smoked regularly?

- __ Number of Brands {Range Check 1-25} {Confirm responses >10}
- 88 No other brand(s)
- 77 Don't Know/Not Sure
- 99 Refused

018 In general, do you buy your cigarettes by the pack or by the carton?

[Interviewer Note: Try to get respondent to answer 1 or 2, use 3 only if the respondent cannot state 1 or 2]

- 1 I generally buy my cigarettes by the pack
- 2 I generally buy my cigarettes by the carton
- 3 I generally buy cigarettes by the pack and carton equally
- 4 I never buy cigarettes [GO TO #022]
- 7 Don't Know/Not Sure
- 9 Refused

019 During the past 30 days, how much did you pay for the LAST pack of cigarettes that you bought?

[Interviewer Note: If coupons or discounts mentioned by respondent, probe for cost of pack of cigarettes after the discount or coupon]

- \$ ____ per pack {Range Check \$1.50 to \$9.99} {Confirm Responses <\$2.00 and >\$5.00}
- 88 I have not purchased a pack of cigarettes during the past 30 days
- 77 Don't Know/Not Sure
- 99 Refused

020 During the past 30 days, from which of the following types of retail locations did you buy most of your cigarettes? [read list]

- 01 Gas stations
- 02 Convenience stores
- 03 Drugstores
- 04 Supermarkets/grocery stores
- 05 Vending machines
- 06 Liquor stores
- 07 Restaurants
- 10 Bars
- 11 Other (specify) _____
- 08 I did not buy cigarettes during the past month
- 77 Don't Know/Not Sure
- 99 Refused

021 During the past 30 days, how many packs or cartons of cigarettes did you buy outside of Maryland?

{Convert cartons to packs}

- ___ Packs {Range 1-995} {Confirm responses>190}
- ___ Cartons {Range 1-95} {Confirm responses>19}
- 998 None
- 997 Don't Know/Not Sure
- 999 Refused

Other Tobacco Products

022 Have you EVER used or tried any smokeless tobacco products such as chewing tobacco or snuff?

- 1 Yes
- 2 No [GO TO #026]
- 7 Don't Know/Not Sure [GO TO #026]
- 9 Refused [GO TO #026]

023 How old were you when you first tried chewing tobacco or snuff?

[Interviewer Note: Enter the youngest age if they tried chewing tobacco and snuff at different ages]

- ___ years old {Range 3-95} {Confirm age if <6} {Check for consistency w/response to Q001}
- 97 Don't Know/Not Sure
- 99 Refused

024 Do you CURRENTLY use chewing tobacco or snuff everyday, some days, or not at all?

- | | | |
|---|---------------------|--------------|
| 1 | Every Day | {go to #026} |
| 2 | Some Days | |
| 3 | Not at all | {go to #026} |
| 7 | Don't Know/Not Sure | {go to #026} |
| 9 | Refused | {go to #026} |

025 During the past 30 days, on how many days did you use chewing tobacco or snuff?

- | | | |
|----|---------------------|--------------|
| __ | Days | {Range 1-29} |
| 77 | Don't Know/Not Sure | |
| 99 | Refused | |

026 Have you ever smoked a cigar?

- | | | |
|---|---------------------|--------------|
| 1 | Yes | |
| 2 | No | [GO TO #028] |
| 7 | Don't Know/Not Sure | [GO TO #028] |
| 9 | Refused | [GO TO #028] |

027 Do you now smoke cigars everyday, some days, or not at all?

- | | |
|---|---------------------|
| 1 | Every day |
| 2 | Some days |
| 3 | Not at all |
| 7 | Don't Know/Not Sure |
| 9 | Refused |

028 Have you ever smoked tobacco in a pipe?

- | | | |
|---|---------------------|--------------|
| 1 | Yes | |
| 2 | No | [GO TO #030] |
| 7 | Don't Know/Not Sure | [GO TO #030] |
| 9 | Refused | [GO TO #030] |

029 Do you now smoke a pipe every day, some days, or not at all?

- | | |
|---|---------------------|
| 1 | Every day |
| 2 | Some days |
| 3 | Not at all |
| 7 | Don't Know/Not Sure |
| 9 | Refused |

030 Have you ever smoked a bidi? [Interviewer note: A bidi is a flavored cigarette from India – pronounced “beedee” as in creek]

- 1 Yes
- 2 No [GO TO #032]
- 7 Don't Know/Not Sure [GO TO #032]
- 9 Refused [GO TO #032]

031 Do you now smoke bidis everyday, some days, or not at all?

- 1 Every day
- 2 Some days
- 3 Not at all
- 7 Don't Know/Not Sure
- 9 Refused

032 Have you ever smoked a kretek? [Interviewer note: Kreteks are cigarettes made of tob. & clove extract – pronounced “kreetek” as in creek]

- 1 Yes
- 2 No [GO TO #035]
- 7 Don't Know/Not Sure [GO TO #035]
- 9 Refused [GO TO #035]

033 Do you now smoke kreteks everyday, some days, or not at all?

- 1 Every day
- 2 Some days
- 3 Not at all
- 7 Don't Know/Not Sure
- 9 Refused

034A {Ask if “not at all” in 024} About how long has it been since you last used chewing tobacco or snuff regularly?

[Interviewer Note: do not read responses]

- 01 Less than 1 month
- 02 Within the past 2 months (1 to 2 months ago)
- 03 Within the past 6 months (3 to 6 months ago)
- 04 Within the past year (6 to 12 months ago)
- 05 Within the past 5 years (1 to 5 years ago)
- 06 Within the past 15 years (5 to 15 years ago)
- 07 More than 15 years ago
- 98 Never used regularly
- 97 Don't Know/Not Sure
- 99 Refused

034B {Ask if “not at all” in #027} About how long has it been since you last smoked cigars regularly?

[Interviewer Note: do not read responses]

- 01 Less than 1 month
- 02 Within the past 2 months (1 to 2 months ago)
- 03 Within the past 6 months (3 to 6 months ago)
- 04 Within the past year (6 to 12 months ago)
- 05 Within the past 5 years (1 to 5 years ago)
- 06 Within the past 15 years (5 to 15 years ago)
- 07 More than 15 years ago
- 98 Never used regularly
- 97 Don't Know/Not Sure
- 99 Refused

034C {Ask if “not at all” in #029} About how long has it been since you last smoked pipes regularly?

[Interviewer Note: do not read responses]

- 01 Less than 1 month
- 02 Within the past 2 months (1 to 2 months ago)
- 03 Within the past 6 months (3 to 6 months ago)
- 04 Within the past year (6 to 12 months ago)
- 05 Within the past 5 years (1 to 5 years ago)
- 06 Within the past 15 years (5 to 15 years ago)
- 07 More than 15 years ago
- 98 Never used regularly
- 97 Don't Know/Not Sure
- 99 Refused

Background Information

035 What county do you live in?

{Confirm County if different than expected county based on area code and exchange}

[Interviewer Note: Baltimore City is different than Baltimore County. Probe to get the correct response]

- 001 Allegany
- 003 Anne Arundel
- 005 Baltimore County
- 510 Baltimore City
- 009 Calvert
- 011 Caroline
- 013 Carroll
- 015 Cecil
- 017 Charles
- 019 Dorchester
- 021 Frederick
- 023 Garrett
- 025 Harford
- 027 Howard
- 029 Kent
- 031 Montgomery
- 033 Prince George
- 035 Queen Anne
- 039 Somerset
- 037 St. Mary
- 041 Talbot
- 043 Washington
- 045 Wicomico
- 047 Worcester
- 777 Don't Know/Not Sure
- 999 Refused

035A What is your age?

[Interviewer note: if respondent is hesitant/angry quickly move on to the next question]

[Interviewer note: this question is worded slightly different than the q001]

- ___ Age in years {Range 18-105}
- 997 Don't Know/Not Sure
- 999 Refused

036 Are you Hispanic or Latino?

- 1 Yes
- 2 No
- 7 Don't Know/Not Sure
- 9 Refused

037 Which one or more of the following would you say is your race?

{Mul 4}

- 1 American Indian or Alaska Native
- 2 Asian
- 3 Black or African American
- 4 White
- 5 Other (specify) _____
- 7 Don't Know/Not Sure
- 9 Refused

IF ONLY ONE RESPONSE TO 037 GO TO #039

Otherwise continue

038 {Ask if 2 or more responses to 037} Which one of these groups would you say best represents your race?

- Restore response(s) from Q037
- 7 Don't Know/Not Sure
- 9 Refused

039 Are you: [Interviewer Note: Read All, Select Only One]

- 1 Married
- 2 Divorced
- 3 Widowed
- 4 Separated
- 5 Never Been Married
- 6 A member of an Unmarried Couple
- 7 Don't Know/Not Sure
- 8 Refused

040 How many children live in your household who are...?

040A Less than 1 year old

- __ Number of Children {Range 0-10, Confirm >5}
- 99 Refused

040B 1 through 4 years old

- __ Number of Children {Range 0-10, Confirm >5}
- 99 Refused

040C 5 through 12 years old

__
99 Number of Children {Range 0-10, Confirm >5}
Refused

040D 13 through 17 years old

__
99 Number of Children {Range 0-10, Confirm >5}
Refused

{If Total children for 040B, 040C, 040D = 0, Go To #042, otherwise continue}

041 How many children in your household....

041A Attend High School (9-12) or its equivalent?

[Interviewer Note: home schooling is the equivalent]

__
77 Number of Children {Range 0-10, Confirm >5}
Don't Know/Not Sure
99 Refused

041B Attend Middle School (6-8) or its equivalent?

[Interviewer Note: home schooling is the equivalent]

__
77 Number of Children {Range 0-10, Confirm >5}
Don't Know/Not Sure
99 Refused

041C Attend Elementary School (K-5) or its equivalent?

[Interviewer Note: home schooling is the equivalent]

__
77 Number of Children {Range 0-10, Confirm >5}
Don't Know/Not Sure
99 Refused

{Confirm that total number of kids in 041 <= to the total from 040}

042 What is your gender? [Interviewer Note: Ask only as necessary]

1 Male
2 Female

043 Do you have more than one telephone NUMBER in your household?

- | | | |
|---|---------------------|---------------|
| 1 | Yes | |
| 2 | No | [GO TO BOX 2] |
| 7 | Don't Know/Not Sure | [GO TO BOX 2] |
| 9 | Refused | [GO TO BOX 2] |

044 How many residential telephone numbers do you have?

- | | | |
|---|-------------------------|-------------------------|
| — | Total telephone numbers | {Range 2-6, Confirm >3} |
| 7 | Don't Know/Not Sure | |
| 9 | Refused | |

{Consider Stage 1 Complete at this point}

Tobacco Use Cessation

BOX 2

- A. If have smoked at least 100 cigs AND are not currently using cigs AND chewing tobacco/snuff, go to 046A
If 004=Yes, AND 008 = Not at all AND (024 = Not at all OR 022 = no) go to 046A
- B. If current cig smoker OR current user of chewing tobacco/snuff, go to 045A
If 008 OR 024 = “every day” or “some day” go to 045A
- C. (1) If never used/tried cigs OR have not smoked at least 100 cigs during lifetime AND
If 002 = never OR 004=No
- (2) Are not a current user of chewing tobacco/snuff, AND
If 024 = not at all OR 022 = no
- (3) Are current users of other tobacco products (pipes/bidis/kreteks/cigars)
If 027, 029, 031 OR 033 = every day or some days
- Go to 056
- D. If never smoked at least 100 cigs AND used to use chew or snuff, but not now, go to 057B
If 004 = no, AND if 024 = “not at all”, AND [(Q26 = 2,7,9 or Q27 = 3) AND (Q28 = 2,7,9 or Q29 = 3) AND (Q30 =2,7,9 or Q31 = 3) AND (Q32 = 2,7,9 or Q33 = 3)] go to 057B
- E. Otherwise go to 067

DESIRE TO STOP USING TOBACCO

045A {Ask if #008 = every day or some days} Have you EVER seriously considered quitting smoking cigarettes?

- 1 Yes
- 2 No
- 7 Don't Know/Not Sure
- 9 Refused

045B {Ask if #024 = every day or some days} Have you EVER seriously considered quitting chewing tobacco or using snuff?

- 1 Yes
- 2 No
- 7 Don't Know/Not Sure
- 9 Refused

If "no" to 045A AND 045B, go to 054A/B
If "no" to 045A and 024 ≠ every day or some days go to 054A
If "no" to 045B and 008 ≠ every day or some days go to 054B
Otherwise continue

046A { Ask if 004 = yes } In your whole life, how many times did you stop smoking cigarettes one day or longer because you were trying to quit.

- __ # of times {Range 0 -95}
- 97 Don't Know/Not Sure
- 99 Refused

046B { Ask if #024 = every day or some days } In your whole life, how many times did you stop using chewing tobacco or snuff one day or longer because you were trying to quit.

- __ # of times {Range 0 -95}
- 97 Don't Know/Not Sure
- 99 Refused

IF 046A = 1- 99 OR 046B =1- 99 CONTINUE

OTHERWISE go to 054A

047A {Ask if #046A > 0} Of ALL the times you have tried to quit, what was/is the longest period you stayed off of cigarettes?

---- Number of Weeks {Range 201-252}
---- Number of Months {Range 301-336}
---- Number of Years {Range 401-495}
555 Less than one week
777 Don't Know/Not Sure
999 Refused

[If inconsistent with 001: Warning this is inconsistent w/ respondent's age, verify response or enter new age]

047B {Ask if #046B > 0} Of ALL the times you have tried to quit, what was/is the longest period you stayed off of chewing tobacco or using snuff?

---- Number of Weeks {Range 201-252}
---- Number of Months {Range 301-336}
---- Number of Years {Range 401-495}
555 Less than one week
777 Don't Know/Not Sure
999 Refused

[If inconsistent with 001: Warning this is inconsistent w/ respondent's age, verify response or enter new age]

048A {Ask if #046A > 0 AND [008 = 1,2 or 012 = 1,2,3,4]} During the past 12 months have you stopped smoking cigarettes for one day or longer because you were trying to quit?

1 Yes
2 No
7 Don't Know/ Not sure
9 Refused

048B {Ask if #046B > 0} During the past 12 months have you stopped using chewing tobacco or snuff for one day or longer because you were trying to quit?

1 Yes
2 No
7 Don't Know/ Not sure
9 Refused

049A {Ask if #048A = 1} During the past 12 months, what was the longest time you did not smoke cigarettes?

---- Number of Days {Range 101-160}
---- Number of Weeks {Range 201-252}
---- Number of Months {Range 301-312}
777 Don't Know/Not Sure
999 Refused

049B {Ask if #048B = 1} During the past 12 months, what was the longest time you did not chew tobacco or use snuff?

- Number of Days {Range 101-136}
- Number of Weeks {Range 201-252}
- Number of Months {Range 301-336}
- 777 Don't Know/Not Sure
- 999 Refused

050A {Ask if 046A>0 AND 008 = every day OR some days} Have you increased or decreased your use of cigarettes since you decided you wanted to try to quit?

- 1 Increased
- 2 Decreased
- 3 No Change
- 7 Don't Know/Not Sure
- 9 Refused

050B {Ask if 046B >0} Have you increased or decreased your use of chewing tobacco or snuff since you decided you wanted to try to quit?

- 1 Increased
- 2 Decreased
- 3 No Change
- 7 Don't Know/Not Sure
- 9 Refused

051 I am going to read a list of reasons some people have for quitting. For each, tell me if it was a reason why you TRIED to quit. [Mark ALL that apply]

- {Randomize 1-13} {Mul 14}
- 01 Information about health hazards
 - 02 Health problems you experienced related to tobacco use
 - 03 Cost of tobacco
 - 04 Test of will power
 - 05 To be an example to my children
 - 06 Smoking related illness of a friend or relative
 - 07 Physical fitness
 - 08 Advice of a doctor
 - 09 Encouragement of a friend or relative
 - 10 Restrictions on smoking at my workplace
 - 11 Restrictions on smoking in my home
 - 12 Smell, taste, or looks
 - 13 Pregnancy
 - 20 Other, Please Specify _____
 - 77 Don't Know/Not Sure
 - 99 Refused

If 008 and (022 = no OR 024 = not at all), go to 057A
otherwise continue

052 I am going to read a list of reasons some people give for starting to use tobacco again after they had tried to quit. For each, tell me if it was a reason why you started using tobacco again. [Mark all that apply]

{Randomize 1-15} {Mul 16}

- 01 Fear of gaining weight
- 02 Actual weight gain
- 03 Headaches/ irritability/ difficulty concentrating/ drowsiness
- 04 Bored/ blue/ depressed
- 05 Nervous/ tense/ angry/ frustrated/ stress
- 06 Stressful life event
- 07 Pressure from others to smoke
- 08 No support from others
- 09 Habit/situation where used to smoke regularly
- 10 Addiction/ craving
- 11 Pleasure of smoking/ enjoy it
- 12 Others smoking around me
- 13 Not ready to quit/ didn't want to quit
- 14 Didn't try hard enough/ no will power
- 15 Any mention of alcohol
- 20 Other, please specify _____
- 77 Don't Know/ Not Sure [GO TO 054A]
- 99 Refused [GO TO 054A]

053 {Ask if more than one reason given in 052} Of the reasons you told me, which of these was the MOST important to you as a reason for starting to use tobacco again?

{Display reasons given in #052 and randomize}

- 77 Don't Know/ Not Sure
- 99 Refused

054A {Ask if #008 = "Every Day" or "Some Days"} Within the next 30 days are you planning to quit smoking cigarettes?

- 1 Yes
- 2 No
- 7 Don't Know/Not Sure
- 9 Refused

054B {Ask if 024 = "EVERY DAY" or "SOME DAYS"} Within the next 30 days are you planning to quit using chewing tobacco or snuff?

[Interviewer note: if respondent states "yes" for one product but not the other, put "yes"]

- 1 Yes
- 2 No
- 7 Don't Know/Not Sure
- 9 Refused

055A {Ask if #008 = "Every Day" or "Some Days" AND 054A ≠ 1} Are you seriously planning to quit smoking cigarettes?

[Interviewer Note: read responses]

- 1 Within the next 3 months?
- 2 Within the next 6 months?
- 3 Within the next 12 months?
- 4 Within the next 5 years?
- 5 Sometime after 5 years?
- 8 I am not planning on quitting
- 7 Don't Know
- 9 Refused

055B {Ask if 024 = "EVERY DAY" or "SOME DAYS" AND 054B ≠ 1} Are you seriously planning to quit using chewing tobacco or snuff...

[Interviewer Note: read responses]

- 1 Within the next 3 months?
- 2 Within the next 6 months?
- 3 Within the next 12 months?
- 4 Within the next 5 years?
- 5 Sometime after 5 years?
- 8 I am not planning on quitting
- 7 Don't Know
- 9 Refused

056 Imagine that there are 10 steps in thinking about quitting tobacco use. If you have NO thoughts of quitting, you would be at step 1. If you are taking some action to quit right now, you are at step 10. What step would you say you are at in quitting: from 1-10?

- 77 Rung {Range 1-10}
- 77 Don't Know/Not Sure
- 99 Refused

057A {Ask if 004 = yes AND 008 = not at all} About how long has it been since you stopped smoking cigarettes?

___ Number of years since stopped smoking cigarettes (Range 1-95)
98 Less than one year
97 Don't Know/Not Sure
99 Refused

057B {Ask if 024 = not at all} About how long has it been since you stopped using chewing tobacco or snuff?

___ Number of years since stopped chewing tobacco (Range 1-95)
98 Less than one year
97 Don't Know/Not Sure
99 Refused

Attempting to Stop Using Tobacco

BOX 3

If Q002 = 98 go to Q067
If Q046A > 0 AND Q008 = 1,2 go to Q058
Otherwise go to Q064

My next question is about things that assist a person trying to quit smoking such as a nicotine patch, self-help materials, quit smoking classes, or Zyban.

058 The LAST TIME you tried to quit smoking did you use something to help you quit?

- 1 Yes
- 2 No {GO TO #062}
- 7 Don't Know/ Not Sure
- 9 Refused

059 Which of the following medications, products, and programs did you use when you tried to quit smoking. Did you use... [Mark all that apply]

[READ LIST]

{Randomize 01-07} {Mul 8}

- 01 Nicotine patch, gum, nasal spray or inhaler
- 02 Zyban, or other non-nicotine prescription medicine
- 03 A quit smoking class or group
- 04 A quit smoking telephone help line
- 05 Hypnosis
- 06 Acupuncture
- 07 Self-help materials
- 20 Something else, please specify _____
- 77 Don't Know/Not Sure
- 99 Refused

For each:

- 1 Yes
- 2 No
- 7 Don't Know/Not Sure
- 8 Refused

060 Was {Read/display each "YES" items from #059} helpful to you?

- 1 Yes
- 2 No
- 7 Don't Know/Not Sure
- 9 Refused

061 Did your insurance coverage pay for all, some, or none of the cost of
{Read/display each "YES" items from #059}

- 1 All of the cost
- 2 Some of the cost
- 3 None of the cost
- 7 Don't Know/Not Sure
- 9 Refused

062 During the past 12 months, has your employer offered any stop smoking program or any other help to employees who want to quit smoking?

- 1 Yes
- 2 No
- 3 Not employed during the past 12 months
- 4 Self-employed during the past 12 months
- 7 Don't Know/Not Sure
- 9 Refused

063 I'm going to read you a list of places where you may have gotten quit-smoking information. Did you get information from.... [Mark all that apply] [Read list]

{Randomize 01-13} {MUL 14}

- 01 Television
- 02 A Billboard
- 03 Radio
- 04 Newspaper or Magazine Ad
- 05 Poster/Sign on Public Transportation
- 06 Your Doctor
- 07 Your Dentist
- 08 Another health care professional
- 09 Local Health Department
- 10 At Work
- 11 Community Organization
- 12 A Brochure or Other Printed Material
- 13 Family or Friend
- 20 Other, please specify _____
- 88 I have not received any quit-smoking information
- 77 Don't Know/Not Sure
- 99 Refused

064A Have you gone to a doctor or other health professional for a check-up or medical treatment in the past 12 months?

- 1 Yes [GO TO 065]
- 2 No
- 7 Don't Know/Not Sure
- 9 Refused

064B Have you gone to a doctor or other health professional for a check-up or

medical treatment in the past 3 years?

- 1 Yes
- 2 No
- 7 Don't Know/Not Sure
- 9 Refused

065 Has a doctor or other health professional ever advised you to quit smoking?

- 1 Yes
- 2 No {GO TO #067}
- 7 Don't Know/Not Sure {GO TO #067}
- 9 Refused {GO TO #067}

066 Did the doctor or health care provider that you saw recommend any product or prescription for a medication to help you quit smoking?

- 1 Yes
- 2 No
- 7 Don't Know/Not Sure
- 9 Refused

Exposure to Second Hand Smoke

Sensitivity to Second Hand Smoke

067 How strongly would you support or oppose a proposal to make all restaurants in your community smoke-free? [read list]

- 1 I would strongly oppose such a proposal
- 2 I would oppose such a proposal
- 3 I don't have an opinion one way or the other
- 4 I would support such a proposal
- 5 I would strongly support such a proposal
- 9 Refused

068 How strongly would you support or oppose a proposal to make all bars, taverns, and nightclubs in your community smoke-free? [read list]

- 1 I would strongly oppose such a proposal
- 2 I would oppose such a proposal
- 3 I don't have an opinion one way or the other
- 4 I would support such a proposal
- 5 I would strongly support such a proposal
- 9 Refused

069 Would you ever avoid going to a restaurant or bar because you knew that smoking was not allowed?

- 1 Yes
- 2 No
- 7 Don't Know/Not Sure
- 9 Refused

070 During the past 30 days have you gone to a restaurant or bar?

- 1 Yes
- 2 No
- 7 Don't Know/Not Sure
- 9 Refused

071 Have you ever avoided going to either a public or a private place because you knew you would be exposed to the smoke from other people's cigarettes, cigars, or pipes?

- 1 Yes
- 2 No
- 7 Don't Know/Not Sure
- 8 Refused

072 In the past 12 months have you ever asked someone around you not to smoke?

- 1 Yes
- 2 No [GO TO #074]
- 7 Don't Know/Not Sure
- 9 Refused

073 On the most recent occasion you asked someone not to smoke, who was that person?

[Interviewer Note: don't read]

- 01 Spouse or partner
- 02 Parent
- 03 Child
- 04 Another relative
- 05 Friend
- 06 Co-worker
- 07 Another known person
- 08 Stranger
- 77 Don't Know/Not Sure
- 99 Refused

074 Would you say that breathing smoke from other people's cigarettes, cigars, or pipes is: [read list]

- 1 Not at all harmful to one's health
- 2 Not very harmful to one's health
- 3 Somewhat harmful to one's health
- 4 Very harmful to one's health
- 7 Don't Know/Not Sure
- 9 Refused

075 Do you agree or disagree with the following statement? Smoke from other people's cigarettes is harmful to children. Would you say you...? [read list]

- 1 Strongly disagree
- 2 Somewhat disagree
- 3 Somewhat agree
- 4 Strongly agree
- 7 Don't Know/Not Sure
- 9 Refused

Exposure to Second Hand Smoke in the Home

076 During the past 7 days has anyone, including yourself, smoked cigarettes, cigars, or pipes anywhere inside your home?

- 1 Yes
- 2 No {GO TO #078}
- 7 Don't Know/Not Sure
- 9 Refused

077 During the past 7 days, on how many days were you exposed to second hand smoke from other people's cigarettes, cigars, or pipes anywhere inside your home?

- __ Number of days {Range 0-7}
- 77 Don't Know/Not Sure
- 99 Refused

078 {Ask if >1 person in Household} How many adults living in your home, other than yourself, are smokers? That is they smoke at least occasionally?

- __ Number of Adults {Range 0-19, Consistency check with number of adults in HH}
- 77 Don't Know/Not Sure
- 99 Refused

079 Which statement best describes the rules about smoking inside your home?

[Interviewer Note: read list]

- 1 Smoking is not allowed anywhere inside your home
- 2 Smoking is allowed in some places or at some times
- 3 Smoking is allowed anywhere inside your home
- 4 There are no rules about smoking inside your home
- 7 Don't Know/Not Sure
- 9 Refused

If 076 = "no" go to 081

080 Thinking about the past 7 days, about how many hours in the week were you exposed to smoke from other people's cigarettes, cigars, or pipes in your home?

- _____ hours {Range 1-168}
- 169 Less than 1 hour
888 Not at all
777 Don't Know/Not Sure
999 Refused

Exposure to Second Hand Smoke in the Workplace

The next section asks about second hand smoke in the workplace. In order to fully understand the nature of any exposure, I would like to begin by asking a series of questions about your workplace.

081 Are you currently...?[Read/display all]

- 01 Employed for wages
02 Self-employed
03 Out of work for more than 1 year
04 Out of work for less than one year
05 Homemaker
06 Student
07 Retired
08 Unable to work
77 Don't Know/Not Sure
99 Refused

IF 081 = 01 OR 02 CONTINUE
OTHERWISE GO TO 088

082 How many hours per week, on average, do you work at your job?

- 1 35 or more hours per week
2 20 to 34 hours per week
3 Less than 20 hours per week
7 Don't Know/Not Sure
9 Refused

083 {Ask if 081=01} Are you an employee of a private company, or a federal, state, or local government?

[Interviewer Note: If respond local, probe for county or city/town]

- 1 Private company
- 2 Federal government
- 3 State government
- 4 County government
- 5 City or town government
- 7 Don't Know/Not Sure
- 9 Refused

084 Which ONE of the following best describes the area in which you work most of the time?

- 01 indoor office environment
- 02 Manufacturing or similar setting
- 03 Gas station
- 04 Convenience store
- 05 Liquor store
- 06 Retail establishment
- 07 Restaurant WITH liquor license
- 08 Restaurant WITHOUT liquor license
- 09 Bar, tavern, lounge, or nightclub serving liquor
- 10 School, University or similar setting
- 11 In a home
- 12 Mainly work outdoors {GO TO #087}
- 13 Travel to different buildings and sites
- 14 In a motor vehicle {GO TO #087}
- 20 Other _____ (specify)
- 77 Don't Know/Not Sure
- 99 Refused

085 I'm going to read you a list of policies workplaces have about smoking. Please tell me which one is MOST like the INDOOR smoking policy at your workplace.

- 1 Smoking is not allowed anywhere in the building
- 2 Smoking is only allowed in designated smoking areas
- 3 No official policy
- 4 Some other policy, please specify _____
- 8 Does not apply, do not work in a building {go to 087}
- 7 Don't Know/Not Sure
- 9 Refused

086 [You have just told me what your company's official smoking policy is. Sometimes what people actually do is different from what the policy states.] Please tell me which of the following statements best describes what USUALLY happens with regard to smoking indoors in your workplace?

- 1 Smoking does not happen anywhere in the building
- 2 Smoking happens only in a few designated smoking areas, or
- 3 Something else usually happens (please specify _____)
- 5 Does not apply, don't work in a building
- 7 Don't Know/Not Sure
- 9 Refused

087 In a typical week, about how many hours would you say you are exposed to smoke from other people's cigarettes, cigars, or pipes at work?

- | | | | |
|----|---------------------|---------------|--------------|
| __ | Hours | [Note none=0] | {Range 0-95} |
| 98 | Less than one hour | | |
| 97 | Don't Know/Not Sure | | |
| 99 | Refused | | |

Social Context of Tobacco Use

088 How many of your four closest friends use any tobacco products?

- of my four closest friends use tobacco {Range 0-4}
8 I don't have at least four close friends
7 Don't Know/Not Sure
9 Refused

089 My next question is about your family, for example, parents, spouses, brothers, sisters, or children. Does a family member close to you currently smoke or use other forms of tobacco?

- 1 Yes
2 No
8 No one close to me
7 Don't Know/Not Sure
9 Refused

IF "EVERY DAY" OR "SOME DAYS" IN #008

CONTINUE

OTHERWISE GO TO #092

090 Please tell me how much you agree or disagree with the following statement: People close to me are upset at my smoking. Would you say ...? [read list]

- 1 Strongly agree
2 Somewhat agree
3 Somewhat disagree
4 Strongly disagree
7 Don't Know/Not Sure
9 Refuse

091 Do you smoke: Mainly when you are with other people, mainly when you are alone, or do you smoke as often by yourself as with others?

- 1 Mainly when you are with other people
2 Mainly when you are alone
3 Smoke as often by yourself as with others
7 Don't Know/Not Sure
9 Refused

092 Would you say that nicotine is: [read all]

- 1 Not at all addicting
- 2 Not very addicting
- 3 Somewhat addicting
- 4 Very addicting
- 7 Don't Know/Not Sure
- 9 Refused

093 If you were the parent of a teenager how would you feel about your teenager smoking cigarettes? On a scale from 1-10 where 1 means "don't care" and 10 means "strongly disapprove", which number would you choose?

- 1-10 {Range 1-10}
- 77 Don't Know/Not Sure
- 99 Refused

094 If you were the parent of a teenager, on the same 1 to 10 scale, how would you feel about your child becoming a pack-a-day smoker as an adult? (Where 1 means "don't care" and 10 means "strongly disapprove".)

- 1-10 {Range 1-10}
- 77 Don't Know/Not Sure
- 99 Refused

095 How important is it that laws which prohibit the sale of tobacco products to minors be enforced? [read list]

- 1 Very important
- 2 Somewhat important
- 3 Not very important
- 4 Not at all important
- 7 Don't Know/Not Sure
- 9 Refused

096 Thinking about the rules you have in your household, which of the following statements best describes the ground rules in your family regarding tobacco use?

[Interviewer note: read list]

- 1 Tobacco use is not tolerated in our family
- 2 Tobacco use is OK for me or for other adults, but not for children [minors]
- 3 The child can use tobacco in the house
- 4 The child can use tobacco outside the house only
- 8 We have no ground rules about tobacco {go to 098}
- 7 Don't Know/Not Sure
- 9 Refused

**if total children for 040a, 040b, 040c and 040d = 0 go to 098
otherwise continue**

**097 Which of the following best describes the way you have talked to [your] child
about the ground rules regarding tobacco use?**

- 1 The child and I have talked about the rules
- 2 The child knows how I feel about tobacco use, but I don't remember a specific conversation
- 3 The child is too young, we will discuss it when they are older
- 4 The child is too young, and it will not be discussed
- 7 Don't Know/Not Sure
- 9 Refused

{Considered Stage 2 Complete at this point}

Secondary Demographic Information

The next five (5) questions, the last of this survey, are asked to gain a better understanding of the patterns of tobacco use, and non-use, in Maryland.

098 What is the highest grade or year of school you completed? [Read as necessary]

- 1 Never attended school or only attended kindergarten
- 2 Grades 1 through 8 (Elementary)
- 3 Grades 9 through 11 (Some high school)
- 4 Grade 12 or GED (High school graduate)
- 5 College 1 year to 3 years (Some college or technical school)
- 6 College 4 years or more (College graduate)
- 7 Don't Know/Not Sure
- 9 Refused

099 Do you have any kind of health care coverage, including health insurance, prepaid plans such as HMO's, or government plans such as Health Choice (Medicaid) or Medicare?

- 1 Yes
- 2 No {GO TO #102}
- 7 Don't Know/Not Sure
- 9 Refused

100 What type of health care coverage do you use to pay for most of your medical care?

[read list]

- 1 Medicare
- 2 HealthChoice (Medicaid)
- 3 Champus, Champus-VA, TriCare or Military
- 4 Employer or union based (your's or someone else's)
- 5 Purchased directly (by you or someone else)
- 6 Other _____ (specify)
- 7 Don't Know/Not Sure
- 9 Refused

101 Which ONE of the following statements best describes how your health care coverage helps to pay for medicine that a doctor has prescribed for you?

[read list]

- 1 Pays for all of the cost of my medicines
- 2 Pays for some of the cost of my medicines
- 3 Pays for none of the cost of my medicines
- 7 Don't Know/Not Sure
- 9 Refused

102 Is your annual income from all sources:

- 01 Less than \$25,000 {if no, ask e}
- 02 Less than \$20,000 {if no, code as \$20,000 to less than \$25,000}
- 03 Less than \$15,000 {if no, code as \$15,000 to less than \$20,000}
- 04 Less than \$10,000 {if no, code as \$10,000 to less than \$15,000}
{if yes, code as less than \$10,000}
- 05. Less than \$35,000 {if Yes, code as \$25,000 to less than \$15,000}
- 06. Less than \$50,000 {if Yes, code as \$35,000 to less than \$50,000}
- 07. Less than \$75,000 {if Yes, code as \$50,000 to less than \$75,000}
{if No, code as \$75,000 or more}
- 77 Don't Know/Not Sure
- 99 Refused

if 042= female continue otherwise stop

103 {Ask if Age < 50 } To your knowledge, are you now pregnant?

- 1 Yes
- 2 No
- 7 Don't Know/Not Sure
- 9 Refused

{Consider Stage 3 Complete at this point}