

*Approved for Release, 9/2/21*

## **2021 PRIMARY CARE NEEDS ASSESSMENT**

**Primary Care Office (PCO)**

**Office of Population Health Improvement (OPHI)**

**Maryland Department of Health (MDH)**

**September 2, 2021**

Funding for the Primary Care Needs Assessment is possible per the State Primary Care Offices grant from the Department of Health and Human Services, Health Resources and Services Administration. Grant U68HP11502. The views expressed in this report do not necessarily reflect the official policies of the Department of Health and Human Services; nor does the mention of trade names, commercial practices or organizations imply endorsement by the US Government.

# Table of Contents

<b>Executive Summary .....</b>	<b>1</b>
<b>Goal of the Primary Care Office .....</b>	<b>1</b>
<b>Objective of the Needs Assessment.....</b>	<b>1</b>
<b>Findings.....</b>	<b>3</b>
<b>Priorities.....</b>	<b>4</b>
<b>I. Introduction .....</b>	<b>4</b>
<b>The Primary Care Office .....</b>	<b>4</b>
<b>Purpose and Rationale for Needs Assessment .....</b>	<b>4</b>
<b>Data Sources and Limitations .....</b>	<b>5</b>
<b>II. Health Indicator Analyses .....</b>	<b>6</b>
<b>Indicators .....</b>	<b>6</b>
<b>Quartile Ranking.....</b>	<b>6</b>
<b>Matrix Findings.....</b>	<b>7</b>
<b>III. Shortage Designation Development.....</b>	<b>8</b>
<b>Overview .....</b>	<b>8</b>
<b>Health Professional Shortage Areas (HPSAs) .....</b>	<b>8</b>
Primary Care HPSAs .....	9
Dental Care HPSAs .....	10
Mental Health Care HPSAs.....	11
HPSA Summary.....	11
<b>Medically Underserved Areas and Medically Underserved Populations (MUAs/MUPs).....</b>	<b>12</b>
Medically Underserved Areas .....	12
Medically Underserved Populations .....	13
<b>Shortage Designation Applications .....</b>	<b>13</b>
<b>IV. Health Care Resources .....</b>	<b>13</b>
<b>Overview .....</b>	<b>13</b>
<b>Federally Qualified Health Centers .....</b>	<b>13</b>
<b>Nurse Corps Loan Repayment Program (NURSE Corps LRP) .....</b>	<b>14</b>
<b>National Health Service Corps (NHSC) .....</b>	<b>14</b>
NHSC Providers .....	15
NHSC Sites .....	15
<b>State Loan Repayment Program (SLRP).....</b>	<b>16</b>
<b>Maryland Loan Assistance Repayment Program (MLARP).....</b>	<b>16</b>
<b>J-1 Visa Waiver Program .....</b>	<b>17</b>

<b>Preceptor Tax Credit Program .....</b>	<b>18</b>
<b>V. Rural Areas of Maryland.....</b>	<b>19</b>
<b>VI. Community Health (CHW) Worker Program .....</b>	<b>20</b>
<b>VII. Local Prevention Programs Unit.....</b>	<b>20</b>
<b>Substance Abuse Prevention and Treatment Block Grant (SABG).....</b>	<b>21</b>
<b>Opioid Misuse Prevention Program (OMPP).....</b>	<b>21</b>
<b>Overdose Fatality Review (OFR) .....</b>	<b>21</b>
<b>VIII. Priority Summary .....</b>	<b>21</b>
<i>Appendix A.....</i>	<b>22</b>
<i>Appendix B.....</i>	<b>75</b>
<i>Appendix C.....</i>	<b>128</b>
<i>Glossary of Acronyms.....</i>	<b>182</b>
<i>References .....</i>	<b>185</b>

# Executive Summary

## *Goal of the Primary Care Office*

The Primary Care Office (PCO), a unit within the Office of Population Health Improvement (OPHI), Maryland Department of Health (MDH), is charged with improving access to health services and reducing health disparities among state residents. The PCO prepares all federal shortage designation applications for the State to garner additional provider resources for underserved communities and populations. In addition, the PCO will conduct a needs assessment in accordance with the requirements of the PCO grant. The PCO last released a Needs Assessment in 2016. The needs assessment yields an expansive analysis of a variety of health indicators and workforce data so that jurisdictional outcomes can be compared to set priorities for workforce programs, certain state resources, and inform future efforts.

## *Objective of the Needs Assessment*

The goal of the PCO Needs Assessment is to identify areas for priority to promote access to care, especially for the underserved, while executing the goals funded by the Health Resources and Services Administration's (HRSA's) Bureau of Health Workforce. The principal focus of this need's assessment is primary care<sup>1</sup> services with a secondary focus on primary mental and dental health services. An inadequate supply of primary care, mental health and dental health providers negatively affects access to care and health outcomes and exacerbates disparities.

The Maryland Statewide Needs Assessment is based on the integration of two health data tracking methods: the federal Agency for Healthcare Research and Quality (AHRQ) Prevention Quality Indicators (PQIs) and the State Health Improvement Process (SHIP).

In 2013, a strategic goal was set to reduce overall preventable hospitalizations in Maryland by 15% in 2015. The leading causes of potentially preventable hospitalizations in Maryland are Chronic Obstructive Pulmonary Disease (COPD), asthma, Congestive Heart Failure (CHF), and bacterial pneumonia. These conditions accounted for about 60% of all preventable hospitalizations. Other admissions considered potentially preventable hospitalizations are diabetes with short term complications, diabetes with long term complications, uncontrolled diabetes, lower extremity amputations among patients with diabetes, hypertension, and urinary tract infection. Continuing to improve access to healthcare will help reduce the number of preventable hospitalizations and reduce associated costs.

Hospital rate regulation in Maryland was established by an act of the Maryland legislature in 1971 which established the Health Services Cost Review Commission (HSCRC). The HSCRC is an independent state agency that has broad responsibility regarding the public disclosure of hospital data and operation performance. The commission is authorized to establish hospital rates

---

<sup>1</sup>“Primary care is the provision of integrated, accessible health care services by clinicians who are accountable for addressing a large majority of personal health care needs, developing a sustained partnership with patients, and practicing in the context of family and community” according to the Institute of Medicine (1996)



that promote cost containment, access to care, equity, financial stability, and hospital accountability. The HSCRC provides the PQI data which is used to support this report.

Maryland's State Health Improvement Process (SHIP) provides a framework for continual progress toward a healthier Maryland. The SHIP includes 39 measures grouped by five focus areas that represent clinical and non-clinical determinants for health. The five focus areas are: Healthy Beginnings, Healthy Living, Healthy Communities, Access to Health Care, and Quality Preventive Care. Each measure has a data source and a target which can be assessed at the county level.

For 36 years, the state has had a "All-Payer Model" hospital payment system with the Centers for Medicare and Medicaid Services (CMS). Hospital rates are regulated by an independent state body, and all payers (private, commercial, Medicare, Medicaid, or self-pay) are charged the same rate for the same service at all hospitals. From 2014 to 2018, the system added global budgets (fixed annual amounts that hospitals could spend to care for patients and communities). With this model, Maryland has saved the CMS \$916 M, improved quality measures by 53%, and lowered readmissions by 116%.<sup>2</sup> In July 2018, the Center for Medicare, and Medicaid Innovation (CMMI) approved the Total Cost of Care (TCOC) All-Payer Model (Maryland Model) which accounts for a full range of services contributing to health. In 2019, the State of Maryland signed a Memorandum of Understanding agreement with CMMI. The state submitted its proposal for the Statewide Integrated Health Improvement Strategy (SIHIS) to CMMI on December 31, 2020. This new model will expand efforts to transform healthcare delivery statewide, develop population-based hospital payments, and launch initiatives to improve population health outcomes. The new Maryland Model intersects with the PCO's mission to improve access to healthcare for the state by reducing avoidable hospital admissions via monitoring PQIs, reducing disparities in health outcomes by addressing social determinants of health within each hospital and in communities surrounding hospitals.

The data in this document is sourced through the HSCRC, the SHIP, American Community Survey, U.S. Census, Behavioral Risk Factor Surveillance System, the Maryland Department of Planning, the National Health Service Corps, the Shortage Designation Management System database, the HRSA Data Downloads, the HRSA Health Professional Shortage Area (HPSA) Find, the HRSA Medically Underserved Area/Population (MUA) Find, HRSA Workforce Connector, Maryland Youth Risk Behavior Surveillance System-Youth Tobacco Survey, the Office of Workforce Development, State Office of Rural Health, Community Health Workforce, Prevention, the Maryland Medicaid, and the PCO.

Each PQI and SHIP measure is ranked by jurisdiction from 1 to 24. Each measure is then entered into a matrix. The matrix demonstrates an ordered ranking of rates or percentages for the data for each jurisdiction. All counties have also received an overall ranking by quartile. These rankings, shared with Local Health Improvement Coalitions (LHICs), federally qualified health centers, local health departments, hospitals, and other safety-net organizations working with the state, will help to improve healthcare within Maryland.

---

<sup>2</sup> Health Services Cost Review Commission, All-Payer Model Results, CY 2014-2017  
<https://hscrc.maryland.gov/Documents/Modernization/Updated%20APM%20results%20through%20PY4.pdf>

The needs assessment incorporates three Appendices; Appendix A includes PQI and SHIP measures, Appendix B includes Shortage Designation and Workforce evaluation, and Appendix C includes jurisdictional listings of FQHCs, local health departments, and hospitals.

The needs assessment will define priority areas needing state and federal resources to improve health. Maryland will target resources to the priority areas via enhanced technical assistance, workforce programs and other state and federal resources as available through partnerships and collaboration.

### Findings

The 2021 PCO Needs Assessment identified the jurisdictions in Maryland that have the greatest need per Appendix A, Table 1 (PQI and SHIP) 49 measures.

The following jurisdictions' indicators measured the worst quartile rankings (listed alphabetically):

2021 Jurisdictions (Bottom Ranking)	2016 Jurisdictions
Allegany County	Allegany County
Baltimore City	Baltimore City
Dorchester County	Dorchester County
<b>Saint Mary's County</b> ( <i>change in quartile ranking</i> )	Kent County
Washington County	Washington County
Wicomico County	Wicomico County

The following jurisdictions' indicators measured the top quartile rankings (listed alphabetically):

2021 Jurisdictions (Top Ranking)	2016 Jurisdictions
Carroll County	Carroll County
Frederick County	Frederick County
Howard County	Harford County
Montgomery County	Howard County
Queen Anne's County	Montgomery County
<b>Talbot County</b> ( <i>change in quartile ranking</i> )	Queen Anne's County

With the targeted jurisdictions listed above, the PCO can focus on improving health status and health care access outcomes using shortage designations and workforce programs. All the counties listed in the bottom quartile currently have HPSA designations, medically underserved areas/population designations, and federally qualified health centers within their jurisdictions. However, most of the shortage designations in these jurisdictions either do not encompass the whole county or are established only for specific populations (e.g., Medicaid or low-income populations). Additional resources are needed to improve health outcomes and access to healthcare.

## *Priorities*

Based on this Needs Assessment findings, the PCO will prioritize in the following ways:

- For any competing requests from stakeholders for shortage analyses, workforce development, or technical assistance, the PCO will give priority first to those that pertain to areas of the state with greatest need as demonstrated by the results of the analyses of PQI and SHIP indicators for jurisdictions within the Bottom Quartile.
- The PCO will continue to pursue shortage analyses in all parts of the state, with priority given to the areas of greater need in the state before proceeding to others.
- The PCO will also continue to monitor health status and health care access in Maryland and will update the PCO Needs Assessment per HRSA grant requirements.

## I. Introduction

### *The Primary Care Office*

The Primary Care Office (PCO) is within the Office of Population Health Improvement (OPHI). OPHI's programs also include: The State Office of Rural Health (SORH), the Office of Workforce, the Community Health Worker Program, the Local Prevention Programs, and School Health Services. These programs work within the Maryland Department of Health to improve access to health care services throughout the state. Together with the PCO, these programs develop community partnerships, builds local resources, supports recruitment and retention of health professionals, develops shortage designations, and promotes state and national policies that expand access to health care. With federal support and assistance, the OPHI also implements programs that identifies and decreases health disparities among Maryland's 24 jurisdictions (23 counties and Baltimore City). Along with federal, state, and community partners, the OPHI facilitates collaboration and data sharing, provides technical assistance to communities and organizations, and works toward comprehensive, culturally competent, quality care for all Marylanders.

### *Purpose and Rationale for Needs Assessment*

As a core public health function, a needs assessment provides a means for monitoring and assessing communities for health-related problems to set priorities for the deployment of limited resources into the state. The PCO Needs Assessment is designed to report on health status and health care access throughout Maryland in alignment with the PCO's goals and requirements from our federally funded grant. This assessment will help differentiate areas in the state that need greater health care resources to improve health outcomes. While there is an overall statewide need for health services in Maryland, this assessment is critical in focusing the limited resources of the PCO.

## *Data Sources and Limitations*

The two health data tracking methods found in this Needs Assessment are from the federal Agency for Healthcare Research and Quality (AHRQ) Prevention Quality Indicators (PQIs) and the State Health Improvement Process (SHIP).

The PQI data includes 10 measures which have been provided to the PCO by the HSCRC. These measures are the leading causes of preventable hospitalizations within Maryland. The measures were collected by HSCRC and are from 2019 hospital admissions in Maryland. Some data has been limited by an accompanied diagnosis, procedure and/or age of patient. Some admissions were excluded based on diagnoses and transfers from other institutions. HSCRC data also does not include data on Maryland residents seeking care outside of Maryland; therefore, data may be under-reported, especially for areas that border a neighboring state/territory where a number of Maryland residents may seek care at a neighboring hospital.

The SHIP data include 39 measures tracked by the MDH which is posted on its website at <https://pophealth.health.maryland.gov/Pages/SHIP-Lite-Home.aspx> per jurisdiction, state, and national average. SHIP data encompasses five focus areas that represent clinical and non-clinical determinants for health. The five focus areas are: Healthy Beginnings, Healthy Living, Healthy Communities, Access to Health Care, and Quality Preventative Care. Each measure has a data source and a target which can be assessed at the county level. If a jurisdiction's sample size was too small or unavailable (as defined by the source), it was not included in the need's assessment overall count (page six) or jurisdictional ranking table one, but is included in the individual ranking for each affected table found in Appendix A. The majority of jurisdictions (17 out of 24, 71%) had a measure whose sample size was too small or unavailable (as defined by the source). Tables with unavailable data include 12, 14, 18, 20, 22, 24, 28, 29, 32, 33 and 42. The following jurisdictions sample sizes were deemed too small or unavailable for the affected tables mentioned above: Allegany, Calvert, Caroline, Carroll, Cecil, Charles, Dorchester, Frederick, Garrett, Howard, Kent, Queen Anne's, Saint Mary's, Somerset, Talbot, Wicomico, and Worcester Counties. All of these counties are designated as rural by Article 41, Section 15-41 of the annotated Code of Maryland (COMAR) with the exception of Howard County. The only rural jurisdiction that had sufficient data for all measures was Washington County.

Data is submitted and updated annually to SHIP by the Vital Statistics Administration (VSA), the Behavioral Risk Factor Surveillance System, the Department of Human Resources, State Highway Administration, State Department of Education, the HSCRC, the Department of the Environment, the Infectious Disease Bureau, the Economic Research Service Food Desert Locator, the Environmental Protection Agency, the Department of Planning, the Center for Disease Control Immunization Survey, the Youth Tobacco Survey, the Small Area Health Insurance Estimates Program, and the Medicaid Service Utilization Data. Due to the varying sources of data, not all measures are from the same period.

Shortage designation, workforce provider summaries, and safety-net data were provided by HRSA and/or the PCO. When recommending shortage designations to HRSA, the PCO considers access to healthcare for Maryland residents in and outside of its borders per federal

regulations. The following five states/territories border Maryland: Delaware, District of Columbia, Pennsylvania, Virginia, and West Virginia.

## II. Health Indicator Analyses

### *Indicators*

The 2021 Maryland PCO Needs Assessment is based on the integration of two health data tracking methods: PQIs and SHIP. These data which are described in greater detail above in the Executive Summary will identify the following:

- Causes of preventable PQIs,
- Key barriers to access to health care,
- Areas that lack access to preventive and primary care services and demonstrate the highest need for intervention due to social determinants; and
- Areas that experience a shortage of primary care, mental health, and dental providers.

### *Quartile Ranking*

A quartile ranking was used to order the PQI, and SHIP indicator results by Maryland jurisdictions. The Health Indicator Rankings by Jurisdiction matrix can be found in Appendix A, Table 1. The information in this matrix was compiled from data from the Maryland Vital Statistics Administration, and the SHIP. The matrix focuses on 48 indicators and ranks those indicators at the jurisdictional level. It is important to note that for a few indicators, data were not available, but the data points available, were included.

The jurisdictions were ranked for each indicator using an ordinal/quartile based ranking system. The ranking compares the best rates and percentages to the worst for each jurisdiction (e.g., 1=best, 24=worst). This matrix found in Appendix A (Table 1) only demonstrates an ordered ranking of rates/percentages and does not imply significant differences. The overall total rankings are a summation of all the indicator rankings by jurisdictions. Based on these summations, the jurisdictions were given an overall ordinal ranking. These rankings are shown in Chart 1 below.

Note that if a rate for a given category could not be calculated due to a small sample size, it was not included in the overall ranking. In the event of a tie, the jurisdictions were each given the higher rank.

**Chart 1: Quartile Rankings by Jurisdiction Based on PQI & SHIP Indicators, 2021 PCO Needs Assessment\***

2021 Jurisdictions	Rate	Rankings	Quartile
Montgomery County	221	1	First Quartile (Best)
Howard County	227	2	
Frederick County	279	3	
Queen Anne's County	284	4	
Talbot County* (↑ from 11)	308	5	
Carroll County	324	6	
Calvert County	366	7	Second Quartile
Anne Arundel	387	8	
Harford County* (↓ from 6)	409	9	
Caroline County* (↑ from 15)	424	10	
Kent County* (↑ from 19)	430	11	
Prince George's County* (↑ from 13)	432	12	
Garrett County* (↓ from 8)	438	13	Third Quartile
Charles County	439	14	
Worcester County* (↓ from 10)	469	15	
Somerset County	491	16	
Cecil County* (↓ from 12)	492	17	
Baltimore County	508	18	
Saint Mary's County* (↓ from 14)	515	19	Fourth Quartile (Worst)
Washington County	536	20	
Wicomico County	566	21	
Dorchester County	587	22	
Allegany	602	23	
Baltimore City	718	24	

\*Quartile ranking changed from the 2016 Needs Assessment.

### Matrix Findings

Based on the selected indicators, the matrix established where the greatest areas of need are located within Maryland. Allegany, Baltimore City, Dorchester, Saint Mary's, Washington, and Wicomico counties fell in the fourth quartile demonstrating the poorest health outcomes for Maryland. Carroll, Frederick, Harford, Howard, Montgomery, and Queen Anne's counties demonstrated the best health outcomes. Four counties moved up in ranking from the 2016 Needs Assessment: Talbot, Caroline, Kent, and Prince George's counties. Kent County had the most improved for moving from the fourth quartile to the second quartile. Five counties moved down in ranking from the 2016 Needs Assessment: Harford, Garrett, Worcester, Cecil, and Saint

Mary's counties. Each of these jurisdictions moved one quartile lower than what they were last ranked.

### III. Shortage Designation Development

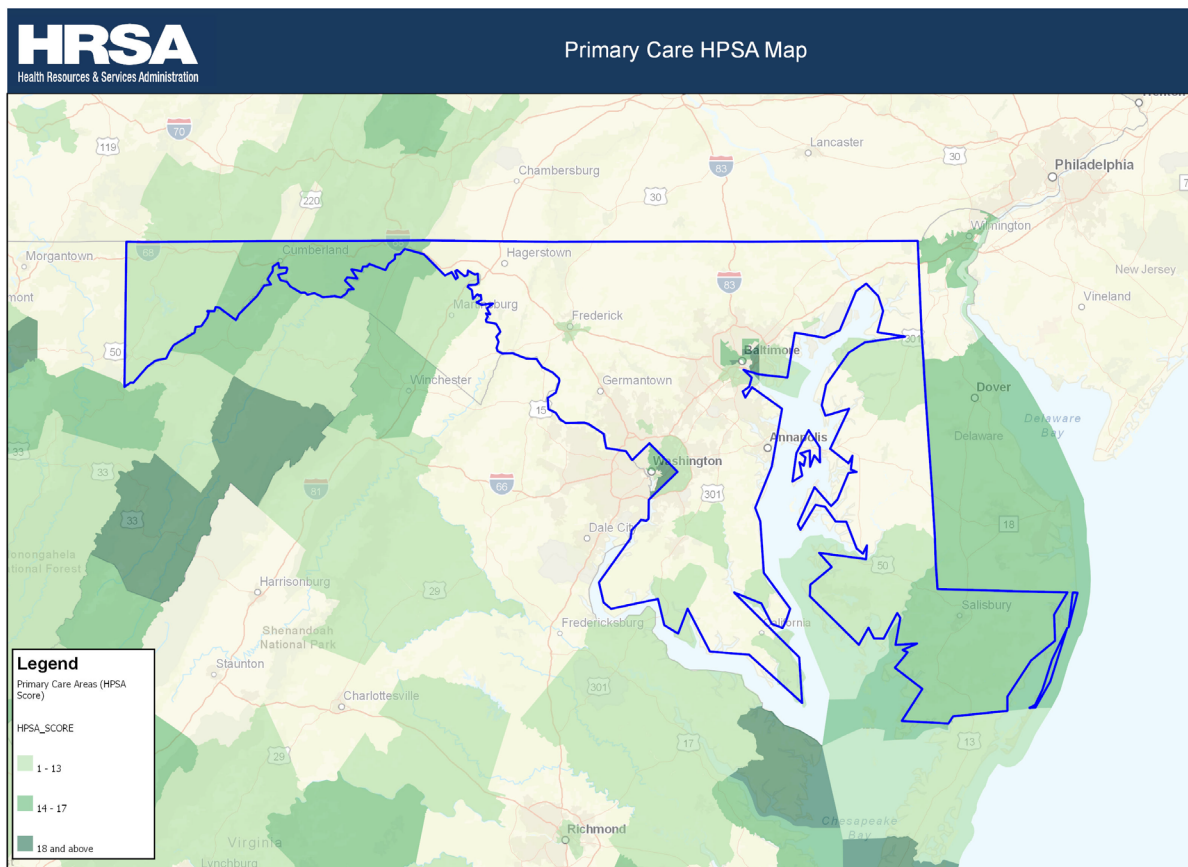
#### *Overview*

The positive correlation between health care access and health status emphasizes a need for an increased number of providers in areas needing to improve health outcomes for their communities. The federal government uses shortage designations to identify geographic areas and populations with insufficient health care resources. The PCO works with the HRSA to establish three types of federal shortage designations in Maryland: Health Professional Shortage Areas (HPSAs), Medically Underserved Areas (MUAs)/Medically Underserved Populations (MUPs), and facility designations. This section will provide an in-depth description of these federal shortage designations, their benefits, and Maryland's status with these designations currently as of March 2021.

#### *Health Professional Shortage Areas (HPSAs)*

HRSA uses a complex methodology to identify HPSAs for three different health professional disciplines: primary care, dental care, and mental health care. The federal methodology establishes three types of geographic units as HPSAs: whole counties, multiple counties, or sub-counties (such as census tracts based on established neighborhoods). The methodology also identifies certain populations with shortages, e.g., low income, homeless, Medicaid, seasonal tourists, etc. using specific population data. Thus, the entire population or only a certain portion of the population in a county may reside within or be designated as experiencing shortages of health professionals based on federal criteria. Certain types of facilities are also eligible to be designated as HPSA facilities, such as prisons, mental health hospitals, Federally Qualified Health Centers (FQHCs), or other public or non-profit facilities.

HPSAs are eligible for resources from more than 30 federal programs and other benefits, including federal workforce development programs and enhanced Medicare reimbursement. When an area or facility is approved it is given a HPSA designation and score by HRSA which is utilized by the community to recruit and retain providers for various workforce programs.



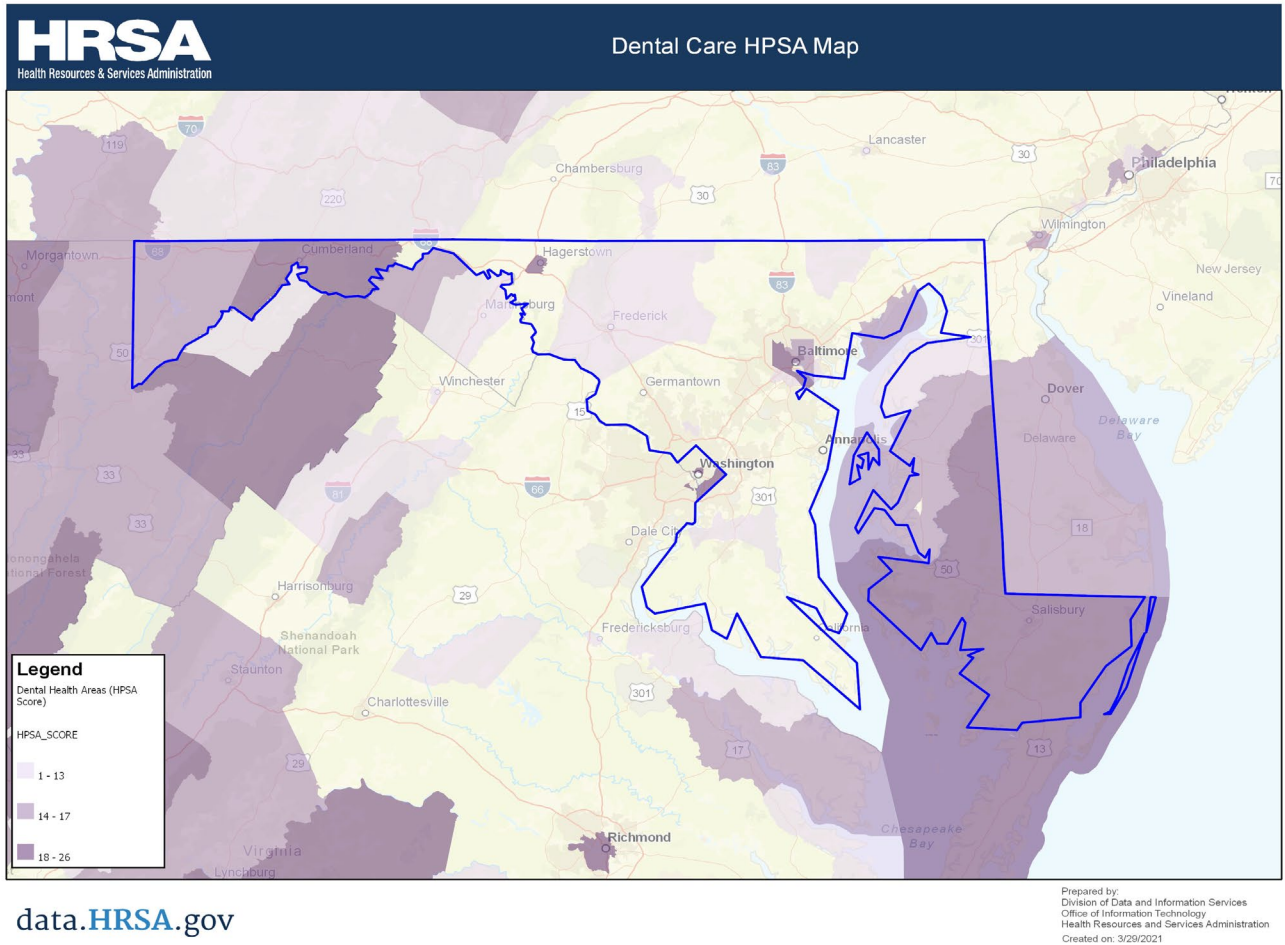
data.HRSA.gov

Prepared by:  
Division of Data and Information Services  
Office of Information Technology  
Health Resources and Services Administration  
Created on: 3/29/2021

### Primary Care HPSAs

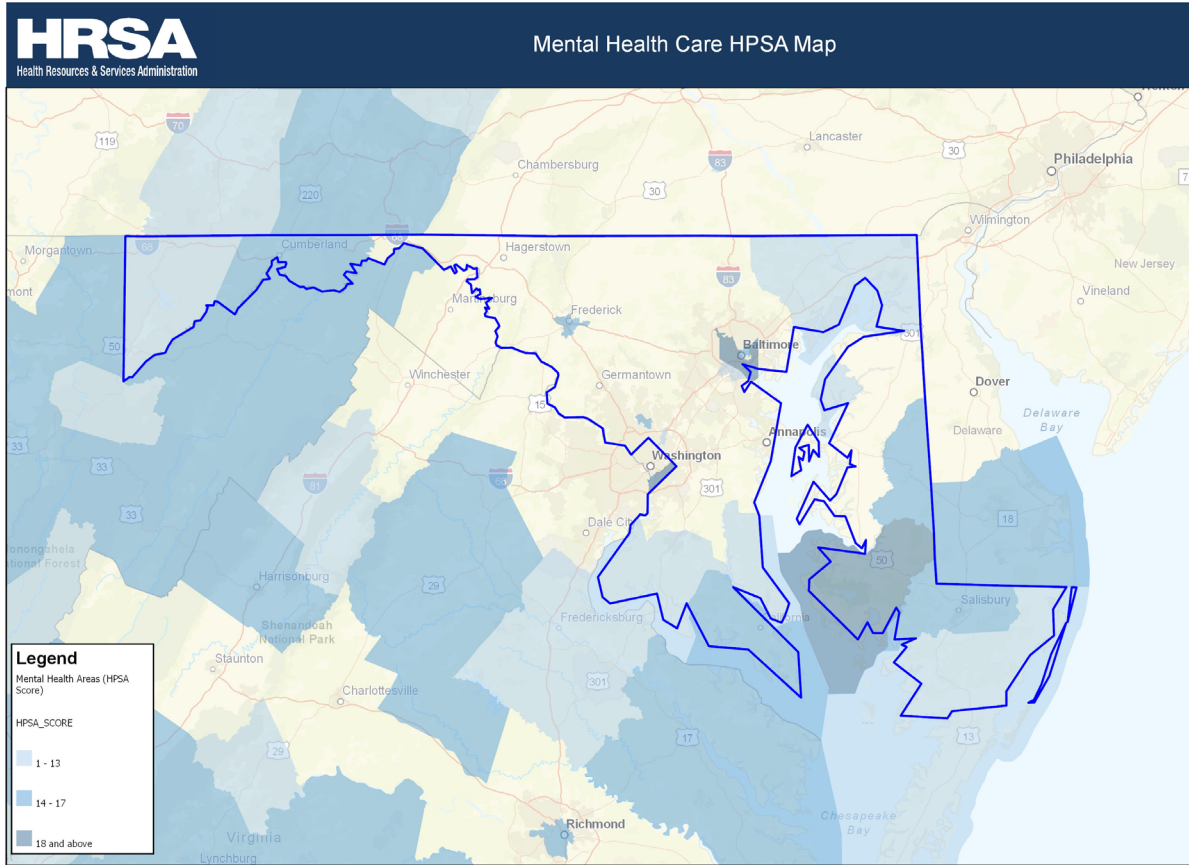
As of March 2021, Maryland has 33 primary care HPSA designations (not including FQHCs) encompassing 883,486 residents (14.6 percent of the Maryland population). No Maryland jurisdiction has 100 percent of their population residing in a geographic primary care HPSA. In addition, eleven jurisdictions - Allegany, Baltimore City, Caroline, Dorchester, Garrett, Kent, Prince George's, Saint Mary's, Somerset, Wicomico, and Worcester counties have a greater percentage of their populations residing in a primary care HPSA than the statewide percentage. Baltimore City has the most primary care designations (10) out of all the jurisdictions, these designations encompassed 47.7 percent of the city's population which is also the highest jurisdictional percentage of residents living within primary care HPSAs for any county.





## Dental Care HPSAs

As of March 2021, Maryland has 28 dental HPSAs (not including FQHCs), covering 958,337 residents. Dental HPSA designations in Maryland cover 15.9 percent of the population statewide. There are four jurisdictions within Maryland that have 100 percent of their residential population residing in a dental HPSA: Frederick, Kent, Queen Anne's, and Talbot counties. Allegany, Baltimore City, Caroline, Carroll, Dorchester, Frederick, Garrett, Kent, Queen Anne's, Somerset, Talbot, Wicomico, and Worcester counties also have higher percentages of their populations residing in dental care HPSAs when compared to the statewide percentage.



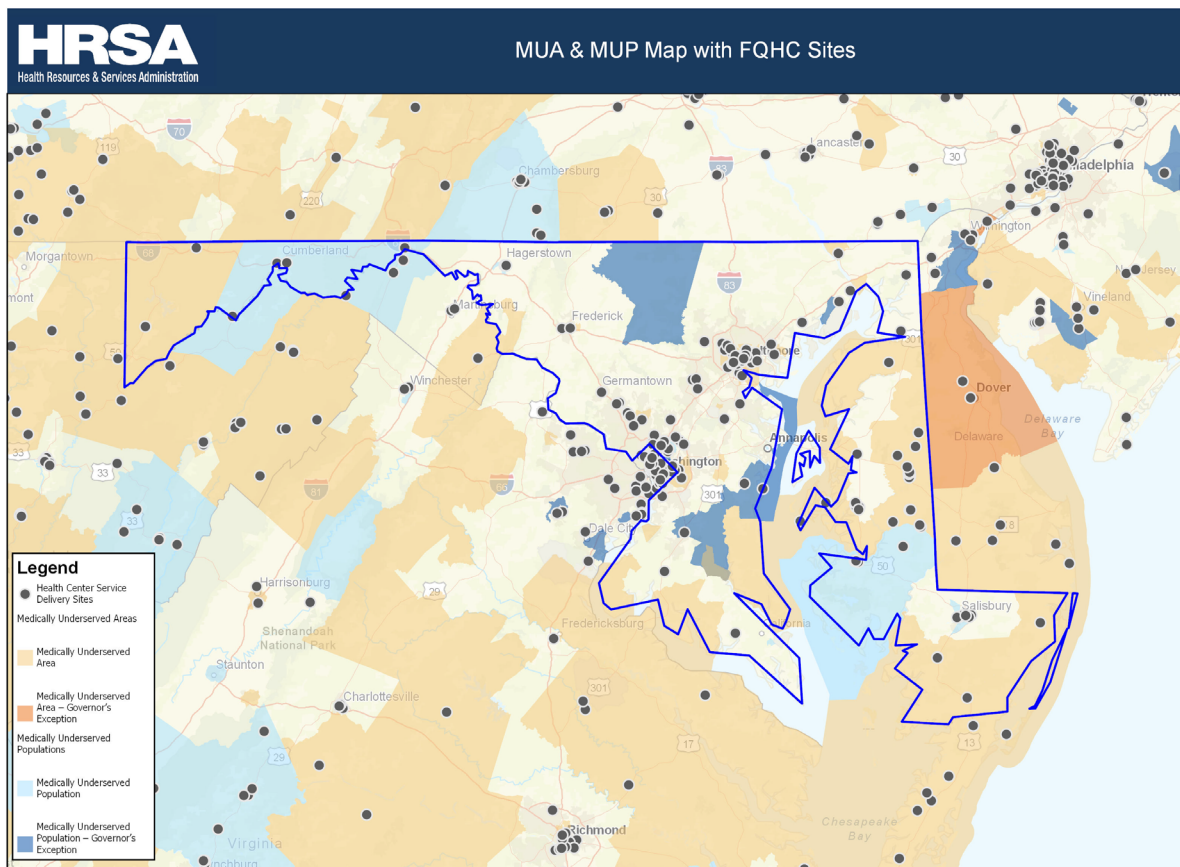
data.HRSA.gov

## Mental Health Care HPSAs

As of March 2021, Maryland has 28 mental health HPSAs (not including FQHCs) covering 1,115,369 residents. A total of 18.5 percent of the state's population resides in these mental health HPSAs. Jurisdictions with 100 percent of their resident population residing in mental health HPSAs include Calvert, Cecil, Charles, Garrett, Harford, Saint Mary's, Somerset, and Worcester counties. When compared to the statewide percentage, Allegany, Baltimore City, Caroline, Dorchester, Kent, and Wicomico counties had a higher percentage of residents living in a mental health care HPSA.

## HPSA Summary

As of March 2021, there were a total of 89 HPSA designations (not including facility designations) in Maryland. Howard county is the only jurisdiction that has never had a HPSA designation of any kind.



data.HRSA.gov

Prepared by:  
Division of Data and Information Services  
Office of Information Technology  
Health Resources and Services Administration  
Created on: 3/29/2021

## Medically Underserved Areas and Medically Underserved Populations (MUAs/MUPs)

MUAs and MUPs are federally designated locations or population groups that have a shortage of primary care resources. MUAs/MUPs are designated based on four criteria: infant mortality rate, percent of the population living in poverty, percent of the population over the age of 65, and the population to primary care provider ratios. MUAs are for distinct geographic areas such as counties, census tracts, or minor civil divisions. MUPs are for specific population groups, such as low-income individuals, or seasonal or migrant farmworkers. MUPs can also be recommended at the Governor's discretion per federal criteria. Federal approval of a MUA or MUP qualifies the designated area or population for eligibility as a Federally Qualified Health Center.

### Medically Underserved Areas

As of March 2021, there were 42 Medically Underserved Areas in Maryland, encompassing 1,023,454 (16.9%) Maryland residents. Some MUA designations in Charles, Queen Anne's, Saint Mary's, Washington, and Wicomico counties are for minor civil divisions

rather than census tracts. Howard County is the only jurisdiction that does not have any MUA or MUP designation.

While Baltimore City had the largest number of MUA designations at 15, it did not have the largest proportion of its population (75.8 percent) residing in a MUA designated area, compared to other Maryland jurisdictions. Calvert, Caroline, Garrett, Kent, Somerset, and Worcester counties each have 100 percent of their populations residing in MUA designations. Among Maryland's 24 jurisdictions, 19 have at least one MUA designation.

### Medically Underserved Populations

There are fifteen MUPs in Maryland with 166,648 residents. Eleven of Maryland's 24 jurisdictions have a MUP designation. Among these 11 counties, three have multiple MUP designations: Anne Arundel County with two, and Prince George's County with three, and Washington County with two. The jurisdictions with the largest percentages of population covered by MUP designations are Allegany, Carroll, Dorchester, and Wicomico counties, which have 35.1 percent, 13.5 percent, 36.4, and 17.9 percent of their populations covered, respectively.

### *Shortage Designation Applications*

From 2016 to 2020, 74 new HPSAs were approved, and 72 HPSAs were updated. These include renewals (designations that must be updated or withdrawn), new areas proposed for designation, and other analyses, such as a request for re-examination to see if the area qualifies for a higher HPSA score. From these analyses, a total of 81 HPSAs were lost but some may have been resubmitted as new HPSAs.

During this period, only one new MUP was created. The new MUP replaced Allegany County's three MUAs and included Hancock (Washington County). This aided in the creation of Maryland's first RHC in Washington County.

## IV. Health Care Resources

### *Overview*

After identifying areas and populations with a shortage of health care resources, the federal government uses a variety of programs to address their needs. These programs increase health care accessibility and boost physician workforce in the designated areas. These programs include Federally Qualified Health Centers, the National Health Service Corps, the Nurse Corps, the State Loan Repayment Program, the J-1 Visa Waiver Program, the Maryland Loan Assistance Repayment Program, and the Tax Credit Program which are all operated under the OPHI.

### *Federally Qualified Health Centers*

Federally Qualified Health Centers (FQHCs) are community-based health care providers funded by the federal government to provide low-cost care to underserved populations. FQHCs are either located in or reside near a federally designated MUA to serve the MUA residents



and/or others in a MUP. These centers provide a comprehensive array of health care and supportive services. FQHCs receive federal funding under Section 330 of the Public Health Service Act. They are eligible for enhanced Medicare and Medicaid reimbursement, receive medical malpractice coverage through the Federal Tort Claims Act, and may purchase prescription and non-prescription medications at reduced cost through the 340B Drug Pricing Program.

In addition to FQHCs, there are Federally Qualified Health Center Look-Alikes (FQHC-LAs) and Rural Health Centers (RHCs), which are organizations that meet all the eligibility requirements of an FQHC, but do not receive federal funding. These organizations are eligible to receive most benefits offered to FQHCs. Maryland does not have any FQHC-LAs but has one RHC in Washington County.

As of December 31, 2020, there were 133 service site locations for FQHCs in Maryland. A FQHC may operate multiple service sites; however, the administrative site is not included in this count. 33 of the 133 sites are in Baltimore City. The next highest concentrations of FQHC locations are in Montgomery County with 15, Prince George's County with 14, Caroline County with 13, Talbot County with 10, Wicomico County with eight, followed by Anne Arundel, Dorchester, and Washington counties (each with four). Allegany, Harford, Howard, and Somerset counties each have three site locations. Frederick, Garrett, and Worcester counties each have two. Charles, Kent, Queen Anne's, Saint Mary's counties each have one site location. Only Calvert and Carroll Counties have no FQHC sites. There are eight satellite sites of FQHCs with headquarters in Washington D.C. located in Montgomery (1) and Prince George's (7) counties and are included in the total number of 133 service sites for Maryland.

### *Nurse Corps Loan Repayment Program (NURSE Corps LRP)*

The purpose of the NURSE Corps LRP is to assist in the recruitment and retention of professional Registered Nurses (RNs), including advanced practice RNs, dedicated to working at eligible health care facilities with a critical shortage of nurses or serving as nurse faculty (NF) in eligible schools of nursing. The NURSE Corps LRP is a sister federal program to the National Health Service Corps that is managed separately. Although the aim of the NURSE Corps LRP is to decrease the economic barriers associated with pursuing careers at such critical shortage facilities (CSFs) or in academic nursing, the program utilizes HPSA designations based on physician data for eligibility. For additional information regarding NURSE Corps LRP, please visit its website at: <https://bhw.hrsa.gov/funding/apply-loan-repayment/nurse-corps>.

### *National Health Service Corps (NHSC)*

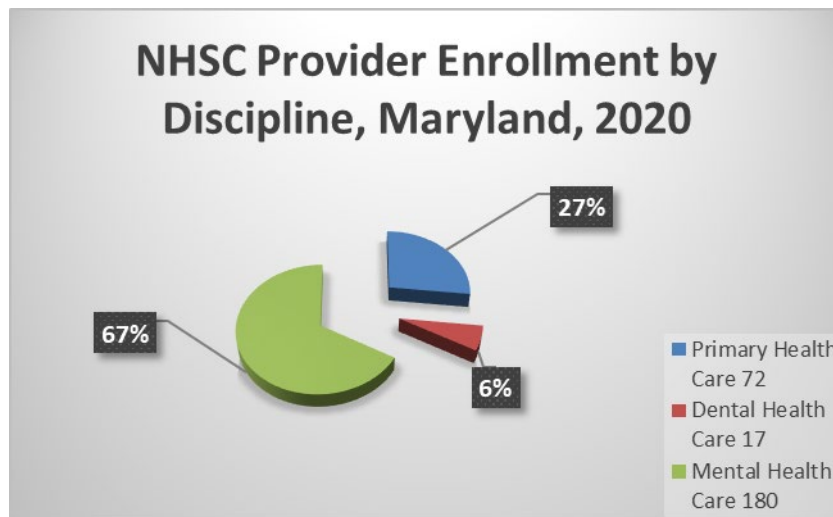
The NHSC is a federal workforce program that deploys various types of health professionals – that include physicians, nurse practitioners, nurse mid-wives, physician assistants, dentists, dental hygienists, pharmacists, psychiatrists, psychologists, social workers, counselors, marriage and family therapists, and psychiatric nurse specialists registered nurses, and certified registered nurse anesthetists - to communities and sites that have been designated as HPSAs. The goal of the NHSC is to improve the health of the nation's underserved by providing communities in need with health care professionals and supporting efforts to build better systems of care. NHSC programs include state loan repayment, scholarship, and federally administered

loan repayment programs. For providers to be eligible for the loan assistance program, the site must first be approved as a NHSC site which is a separate application process. To learn more about eligibility as a provider, site, or scholar, please visit NHSC's website at: <https://nhsc.hrsa.gov/>.

### NHSC Providers

NHSC scholars are scholarship recipients who receive tuition, fees, and a living expense stipend while enrolled in approved training programs. After graduation, scholarship recipients are obligated to serve 2-4 years as a health care provider in a HPSA. NHSC loan repayors receive up to \$100,000 to repay student loans in exchange for serving at least two-three years in a HPSA. Both NHSC scholars and loan repayors are eligible for placement in Maryland. In federal fiscal year 2020, 269 providers were enrolled in the NHSC loan repayment programs in Maryland. 118 were enrolled into the general loan repayment program, 58 awarded to the Substance Use Disorder Workforce Loan Repayment Program, and one to the Rural Community Loan Repayment Program. There were no awardees the NHSC Scholarship programs.

Among the 269 loan repayors currently deployed in Maryland, 40 percent were primary care, 48 percent mental health care, and 12 percent dental health care providers. In 2015, NHSC approved 21 new contracts for providers to render services in the most underserved areas of Maryland. Baltimore City had the largest number of those new contracts (17) approved in 2015. Four jurisdictions had one provider each (Anne Arundel, Garrett, Washington, and Wicomico counties), while the remaining 19 jurisdictions had no new providers approved for 2015.



Source: Health Resources and Services Administration (HRSA), Data Download, <http://https://data.hrsa.gov/data/download>, 2/2/21

### NHSC Sites

As of February 2, 2021, there were 227 approved NHSC sites in Maryland. Nearly 37 percent of those sites were in Baltimore City (83 sites). After Baltimore City, Caroline (16 sites), Wicomico (16 sites), Allegany (14 sites), Montgomery (13 sites), and Prince George's (13 sites) counties

held the next highest concentrations of sites. Carroll County is the only jurisdiction without any NHSC approved sites.

### *State Loan Repayment Program (SLRP)*

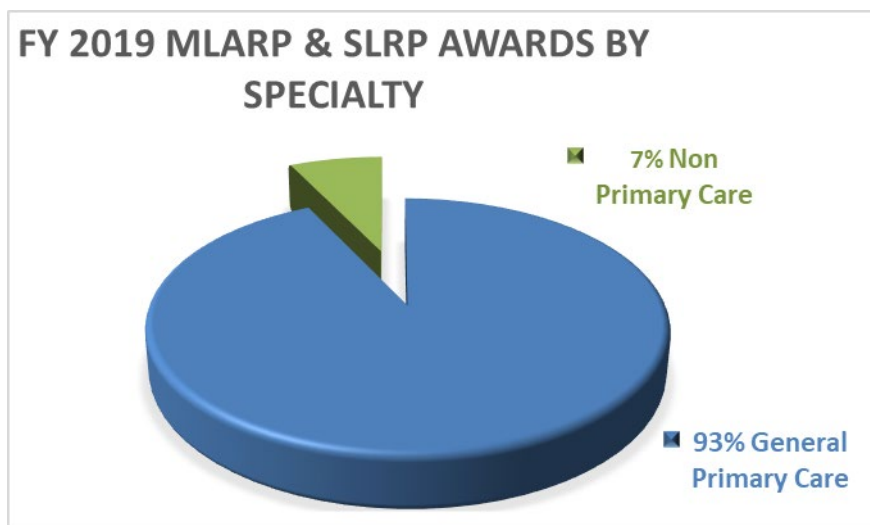
The SLRP in Maryland is a collaborative effort among state and federal entities and requires a 1:1 match of federal to state funds. SLRP offers primary care physicians and physician assistants an opportunity to practice in a designated HPSA while also getting funds to help pay their higher education loans. Physicians and physician assistants practicing in eligible primary care fields may apply. Eligible primary care physicians include: Family Practice, Internal Medicine, Pediatrics, Geriatrics, Obstetrics and Gynecology; and General Psychiatry. Eligible primary care physician assistants include: Adult, Family, Geriatric, Psychiatry, Mental Health; and Women's Health. Eligible providers may receive up to \$50,000 per year. There is only one application cycle per year for the program: in the spring of each year.

Maryland funded 14 SLRP providers: 3 psychiatrists and 11 non mental health primary care providers for fiscal year 2018-2019. The providers awarded render services in 10 out of 24 of jurisdictions which include Allegany, Baltimore City, Caroline, Calvert, Dorchester, Garrett, Howard, Montgomery, Prince George's, Wicomico, and Worcester counties. For additional information regarding eligibility and how to apply to the program, please visit: <https://pophealth.health.maryland.gov/Pages/State-Loan-Repayment-Program.aspx> .

### *Maryland Loan Assistance Repayment Program (MLARP)*

The MLARP offers primary care physicians and physician assistants an opportunity to practice their profession in a community that lacks adequate health care services while also receiving funds to pay their educational loans. Physicians, physician assistants, and medical residents may apply. Eligible providers may receive up to \$50,000 per year. MLARP is 100% state funded. There is only one application cycle per year for the program: in the spring of each year.

From fiscal year 2018-2019, Maryland funded one MLARP provider; located in Wicomico County and specializing in Cardiothoracic Surgery. For additional information regarding eligibility and how to apply to the program, please visit: <https://pophealth.health.maryland.gov/Pages/State-Loan-Repayment-Program.aspx> .



Source: Office of Workforce Development, OPHI, Maryland Department of Health 3/10/21

For additional loan repayment programs offered in the state of Maryland for providers, please visit the webpage of the Maryland Higher Education Commission's Janet L Hoffman Loan Assistance Repayment Program at:

[https://mhec.maryland.gov/preparing/Pages/FinancialAid/ProgramDescriptions/prog\\_larp.aspx](https://mhec.maryland.gov/preparing/Pages/FinancialAid/ProgramDescriptions/prog_larp.aspx).

The Oral Health Program also has a Maryland Dent-Care Loan Assistance Repayment Program (MDC-LARP) at:

[https://mhec.maryland.gov/preparing/Pages/FinancialAid/ProgramDescriptions/prog\\_larpdent.aspx](https://mhec.maryland.gov/preparing/Pages/FinancialAid/ProgramDescriptions/prog_larpdent.aspx).

### *J-1 Visa Waiver Program*

The Conrad 30 (J-1 Visa Waiver) Program is a federal and state collaboration that enables foreign national physicians to work in the United States to improve access to primary care and other health services in federally designated shortage areas (such as HPSAs or MUA/MUPs) or state-designated shortage areas. A state-designated shortage area is an area in Maryland that can verify that a physician is needed. Since changes to expand the J-1 Visa Waiver Program were instituted in 2009, states may host up to 20 primary care physicians or specialists in federally designated areas and as many as 10 'Flex' slots for primary care physicians or specialists in state-designated shortage areas. Physicians in the program must serve for three years and are eligible for an additional two years of service through the National Interest Waiver program. The J-1 Visa Waiver Program operates on the federal fiscal year, beginning on October 1<sup>st</sup> and ending on September 30<sup>th</sup>. For additional information regarding eligibility and how to apply to the program, please visit: <https://pophealth.health.maryland.gov/Pages/J-1-Visa-Waiver-Program.aspx>.

Since federal fiscal year 2016, the Office of Workforce Development has approved at least 29 foreign born physicians each year to serve in its communities to provide primary care as well as specialty services for a three-year commitment. This means at any given year, there are at maximum 90 foreign physicians providing necessary care to the most underserved population within Maryland. From 2018-2020, 89 physicians rendered services to 18 out of 24 of



Maryland's jurisdictions. Baltimore City had the highest, 37% (40 sites) of the placed foreign physicians for the period. St. Mary's comes in second with 11% (12 sites). Wicomico comes in third with 9% (10 sites). Allegany places fourth with 8% (9 sites). Baltimore County and Prince George's comes in fifth place with 6% (6 sites). Carroll, Cecil, Charles, and Dorchester place sixth place with 3% (3 sites). Calvert, Queen Anne's, Talbot, and Washington counties tie for seventh place with 2% (2 sites). Anne Arundel, Frederick, Kent, and Somerset counties tie for eighth place with 1% (1 site).

The J-1 Visa Waiver Program becomes more competitive each year. Due to this increased popularity, the program now provides technical assistance to foreign providers for two other waiver programs: the Appalachian Regional Commission (ARC) and the Department of Health and Human Service Exchange Visitor's Program (HHS). The ARC and Exchange Visitor Program have specific guidelines that must be adhered to for eligibility.

The Office of Workforce Development works closely with ARC to review applications of foreign-born physicians who choose to work in the following ARC recognized counties: Allegany, Garrett, and Washington. The ARC program is administered by the Appalachian Regional Commission. All applications must be state sponsored which means approved by the Governor of Maryland. For additional information, please visit: <https://www.arc.gov/j-1-visa-waivers/> .

The Exchange Visitor Program is for foreign-born physicians that are interested in research or clinical care for special situations. This program is administered by the U.S. Department of Health and Human Services (HHS). For additional information, please visit: <https://www.hhs.gov/about/agencies/oga/about-oga/what-we-do/exchange-visitor-program/index.html?language=es> .

### *Preceptor Tax Credit Program*

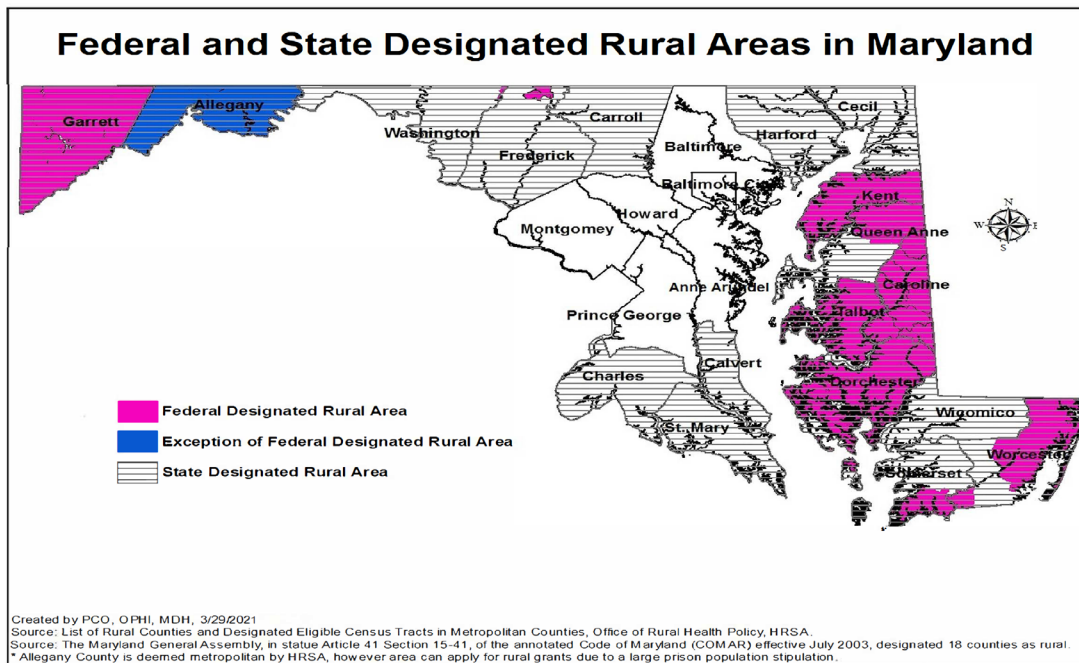
The Preceptor Tax Credit Program is from Senate Bill 411 / House Bill 1474 (Chapters 385 and 386, respectively), 2016 Legislative Session. The Program is administered through the Office of Workforce Development under the following Authority: Tax-General Article, §§10-738 and 10-739; Education Article, §18-803(b)(1) and (2), (e)(2) and (3); and Health Occupations Article, §8-206(b), Annotated Code of Maryland. The program authorizes a credit against the State income tax for individuals who have served as a preceptor in certain preceptorship programs and work in certain areas of the State with a health care workforce shortage. Preceptorship program means an organized system of clinical experience, that, for the purpose of attaining specified learning objectives, pairs either a medical student in a Maryland medical school with a licensed Physician who meets the qualifications as a preceptor, or a nurse practitioner student enrolled in a nursing education program that is recognized by the State Board of Nursing with a Nurse Practitioner or licensed Physician who meets the qualifications as a preceptor. The list of eligible Physician programs is generated from the University of Maryland and Johns Hopkins University while the list of eligible nurse practitioner programs is generated by the Board of Nursing. For additional information regarding eligibility and how to apply to the program, please visit: <https://pophealth.health.maryland.gov/Pages/taxcredit.aspx>.

Since the inception of the program the Office of Workforce Development has approved 101 credits. In total 64 medical doctors and 37 nurse practitioners were approved for a tax credit from application year 2017 to 2020 (2016 tax year to 2019 tax year).

## V. Rural Areas of Maryland

The PCO prioritizes federally designated rural areas within Maryland for shortage designation analysis and workforce program eligibility. The PCO uses the Federal Office of Rural Health Policy (ORHP) definition of rural for areas within Maryland. ORHP uses two methods to determine rural geographic eligibility for its grant programs. All counties that are not designated as part of a Metropolitan Area (MA) by the Office of Management and Budget (OMB) are considered rural. Any county that is not a part of a Metropolitan Area is considered rural. Counties classified as Micropolitan (urban area with a population of at least 10,000 but less than 50,000) are non-Metropolitan and therefore rural as well. The ORHP classifies the following Maryland jurisdictions as rural, based on federal guidelines: Caroline, Dorchester, Garrett, Kent, and Talbot Counties.

The following Maryland Counties have some census tracts that are federally designated rural based on 2010 census data: Frederick County (24021766800), Queen Anne's County (24035810100, 24035810200, and 24035810300), Somerset County (24039930500 and 24039930600), Washington County (24043010100), and Worcester County (24047950000, 24047950100, 24047950300, 24047950400, 24047950600, 24047950700, 24047950800, 24047950900, 24047951000, 24047951100, 24047951200, 24047951300, 24047951500, 24047951700, and 24047980000).



Although Allegany County has been defined by ORHP as a MA, it has been granted an exception due to a large prison population within its borders. Therefore, the county is eligible to apply for federal rural grants.

Out of the 12 jurisdictions listed above that have federally defined rural borders, 50% are listed in the third and fourth quartiles of the health indicator analyses (Allegany, Dorchester, Garrett, Somerset, Washington, and Wicomico counties). Rural areas tend to fare worse in health and economic status because they are generally more isolated with smaller numbers of residents. The residents also tend to have a high elderly population with a lack of primary care and specialty providers than MA jurisdictions in comparison.

## VI. Community Health (CHW) Worker Program

Effective December 30, 2019, the COMAR 10.68.01 and 10.68.02 established the requirements for the Community Health Worker (CHW) Program. COMAR 10.68.01 specifically addresses the Certification of CHW in Maryland. COMAR 10.68.02 specifically addresses the accreditation of CHW certification training programs.

There are two pathways to certification as a community health worker in Maryland. An individual may apply to be a certified community health worker (CCHW) based on their experience until 30 days after the state of emergency due to COVID-19 ends in Maryland. Individuals may also apply for certification based on the completion of an accredited CHW certification training program.

The MDH began accepting accreditation applications by CHW training programs on April 1, 2020. As of Sept. 22, 2020, there are four accredited CHW certification training programs in Maryland. A list of these programs can be found on the [Accredited CHW Training Programs website at: https://pophealth.health.maryland.gov/Community-Health-Workers/Pages/Accredited-Community-Health-Worker-Training-Programs.aspx](https://pophealth.health.maryland.gov/Community-Health-Workers/Pages/Accredited-Community-Health-Worker-Training-Programs.aspx). The CHW Training Program Application Review Committee reviews CHW training program applications as they are submitted to the MDH and make recommendations to the Secretary for accreditation of CHW certification training programs. Applications for new CHW certification training programs are accepted on a rolling basis. In state fiscal year 2020, there were 610 certifications issued by MDH.

## VII. Local Prevention Programs Unit

OPHI's Local Prevention Programs Unit oversees Maryland's publicly funded and non-funded substance use disorder prevention system. Effective February 4, 2019, the multiple prevention and health promotion programs formerly administered by the Behavioral Health Administration (BHA) was reassigned to the MDH's Public Health Services' (PHS') OPHI division. The goal of this reassignment was to strengthen the integration and alignment of these programs with existing public health surveillance, prevention and health promotion efforts overseen by PHS administrations and program offices.

All Local Prevention Programs are funded via the Substance Abuse and Mental Health Services Administration (SAMHSA) and provides grants to local jurisdictions for the provision of data-driven, evidence-based prevention activities at the community level.

### *Substance Abuse Prevention and Treatment Block Grant (SABG)*

This is funding to all 24 local health authorities and four Alcohol, Tobacco, and Other Drug (ATOD) Centers on four college/university campuses. Funding is used to address social and environmental factors that contribute to substance use-related problems in the community, prevent initiation of inappropriate substance use, and identify and address the needs of individuals at high-risk for developing substance use disorders. This general prevention funding award amounts vary (\$5,528,160 total to the 24 jurisdictions and approximately \$159,000 to each ATOD Center).

### *Opioid Misuse Prevention Program (OMPP)*

Approximately \$1.6 million a year in grant funding is provided to 18 local health authorities (one regional effort of five counties) to prevent misuse and inappropriate non-medical use of opioids. The Opioid Misuse Prevention Program (OMPP) is a funding initiative to strengthen and enhance local overdose prevention plans and to implement evidence-based misuse prevention strategies contained in those enhanced plans.

### *Overdose Fatality Review (OFR)*

The OPHI provides oversight, training, technical assistance, and other support services to 23 Local Overdose Fatality Review Teams (LOFRTs) established in 23 of the 24 Maryland jurisdictions. These teams conducting confidential fatal and non-fatal overdose case reviews pursuant to Health-General Article, Title 5, Subtitle 9. This is a non-funded program. LOFRTs consist of jurisdictional multiagency, multidisciplinary teams that share data to critically examine drug overdose cases. Goals include identification of risk factors and intervention opportunities to inform overdose prevention programs and policy. Overdose fatality review is an effective means of understanding the opioid epidemic, strengthening coordinated interventions, and informing local and state health department overdose prevention strategic planning.

## VIII. Priority Summary

The PCO is committed to improving access to health care services for all residents of Maryland. However, the jurisdictions that demonstrated the worst health status and the greatest challenges with health care access will receive priority attention from the PCO. The PCO will also continue to promote workforce programs to recruit and retain physicians in all underserved areas and continue analyses on shortage designations. Finally, the PCO will continue to monitor health status and health care access through data interpretation and collaboration with entities and programs listed in this assessment. The Needs Assessment will be updated per the federal grant agreement with HRSA.

Appendix A: Supplemental Tables- Prevention Quality Indicators (PQIs) and State Health Improvement Process (SHIP), by Maryland Jurisdictions

- Table 1: Health Indicator Rankings by Jurisdiction, Maryland, 2021 (PQI & SHIP)
- Table 2: Diabetes with Short-term Complications 2019 (PQI)
- Table 3: Diabetes with Long-term Complications 2019 (PQI)
- Table 4: Chronic Obstructive Pulmonary Disease (COPD) or Asthma in Older Adults 2019 (PQI)
- Table 5: Hypertension 2019 (PQI)
- Table 6: Heart Failure 2019 (PQI)
- Table 7: Community Acquired Bacterial Pneumonia 2019 (PQI)
- Table 8: Urinary Tract Infection 2019 (PQI)
- Table 9: Uncontrolled Diabetes without Complications 2019 (PQI)
- Table 10: Asthma in Younger Adults 2019 (PQI)
- Table 11: Lower Extremity Amputations among Admissions for Diabetes 2019 (PQI)
- Table 12: Infant Death Rate 2017 (SHIP)
- Table 13: Babies with Low Birth Rate 2017 (SHIP)
- Table 14: Sudden Unexpected Infant Death Rate (SUIDs) 2013-2017 (SHIP)
- Table 15: Teen Birth Rate 2017 (SHIP)
- Table 16: Early Prenatal Care 2017 (SHIP)
- Table 17: Students Entering Kindergarten Ready to Learn 2017 (SHIP)
- Table 18: High School Graduation Rate 2017 (SHIP)
- Table 19: Children Receiving Blood Lead Screening 2017 (SHIP)
- Table 20: Adults Who are a Healthy Weight 2017 (SHIP)
- Table 21: Adolescents who are Obese 2018-2019 (SHIP)
- Table 22: Adults who Currently Smoke 2017 (SHIP)
- Table 23: Adolescents who Currently Use Tobacco Products 2018-2019 (SHIP)
- Table 24: HIV Incidence Rate 2017 (SHIP)
- Table 25: Chlamydia Infection Rate 2017 (SHIP)
- Table 26: Life Expectancy 2015-2017 (SHIP)
- Table 27: Increase Physical Activity 2017 (SHIP)
- Table 28: Child Maltreatment Rate 2017 (SHIP)
- Table 29: Suicide Rate 2015-2017 (SHIP)
- Table 30: Domestic Violence 2017 (SHIP)
- Table 31: Children with Elevated Blood Lead Levels 2017 (SHIP)
- Table 32: Fall-Related Death Rate 2015-2017 (SHIP)
- Table 33: Pedestrian Injury Rate on Public Roads 2017 (SHIP)
- Table 34: Affordable Housing 2019 (SHIP)
- Table 35: Adolescents who Received a Wellness Checkup in the Last Year 2017 (SHIP)
- Table 36: Children Receiving Dental Care in the Last Year 2017 (SHIP)
- Table 37: Persons with a Usual Primary Care Provider 2017 (SHIP)

- Table 38: Uninsured ED Visits 2017 (SHIP)
- Table 39: Age-Adjusted Mortality Rate from Cancer 2015-2017 (SHIP)
- Table 40: Emergency Department Visit Rate Due to Diabetes 2017 (SHIP)
- Table 41: Emergency Department Visit Rate Due to Hypertension 2017 (SHIP)
- Table 42: Drug-Induced Death Rate 2015-2017 (SHIP)
- Table 43: Emergency Department Visits Related to Mental Health Conditions 2017 (SHIP)
- Table 44: Hospitalization Rate Related to Alzheimer's or other Dementias 2017 (SHIP)
- Table 45: Annual Season Influenza Vaccinations 2017 (SHIP)
- Table 46: Emergency Department Visit Rate due to Asthma 2017 (SHIP)
- Table 47: Age-Adjusted Mortality Rate from Heart Disease 2015-2017 (SHIP)
- Table 48: Emergency Department Visits for Addictions-Related Conditions 2017 (SHIP)
- Table 49: Emergency Department Visit Rate for Dental Care 2017 (SHIP)

**Table 1: Health Indicator Rankings by Jurisdiction, Maryland, 2021 (PQI and SHIP)**

Prevention Quality Indicators (PQI) & State Health Improvement Process (SHIP) Rankings by Jurisdiction																									
	Jurisdictions	Allegany	Anne Arundel	Baltimore City	Baltimore County	Calvert	Caroline	Carroll	Cecil	Charles	Dorchester	Frederick	Garrett	Harford	Howard	Kent	Montgomery	Prince Georges	Queen Annes	Saint Marys	Somerset	Talbot	Washington	Wicomico	Worcester
<b>Indicators/Tables</b>																									
<b>PQI Data</b>																									
2. Diabetes with short-term complications		20	7	24	12	17	14	4	10	16	18	5	11	6	2	21	3	9	1	13	19	8	22	23	15
3. Diabetes with long-term complications		23	9	24	21	19	22	10	18	4	15	8	12	14	3	20	2	16	11	13	5	7	17	6	1
4. Chronic Obstructive Pulmonary Disease (COPD) or asthma in older adults		23	14	24	21	11	7	10	19	3	15	6	12	17	1	9	2	8	5	20	16	4	22	13	18
5. Hypertension		22	8	23	21	9	2	10	8	11	19	6	12	15	3	1	13	17	4	14	20	5	18	16	7
6. Heart failure		22	10	24	21	16	3	14	4	8	18	5	2	15	6	11	1	13	7	17	19	9	12	20	23
7. Community Acquired Bacterial pneumonia		20	8	21	13	3	19	22	18	6	24	9	7	11	2	10	1	4	5	16	14	15	23	12	17
8. Urinary tract infection		17	14	24	23	5	1	22	15	7	19	9	10	18	3	8	11	13	6	12	16	2	4	20	21
9. Uncontrolled diabetes without complications		20	11	24	16	12	5	4	13	6	22	3	8	10	9	23	7	17	1	14	19	2	15	18	21
10. Asthma in younger adults		19	5	24	21	4	14	10	22	8	16	11	9	20	12	3	7	15	2	18	13	1	23	17	6
11. Lower extremity amputations among admissions for diabetes		23	11	24	21	7	3	8	12	4	10	5	20	13	2	22	1	6	19	15	18	9	17	14	16
<b>SHIP Data</b>																									
<b>Healthy Beginnings</b>																									
12. Infant Death Rate			2	9	6	7				11		5		1	4		3	8		7	13		10	11	12
13. Babies With Low Birth Weight		3	10	20	14	10	8	4	8	19	7	5	18	6	11	17	9	15	12	2	21	7	13	16	1
14. Sudden Unexpected Infant Death Rate (SUIDs)			2	5	3				5					4			1	3					4		
15. Teen Birth Rate		21	11	23	9	3	15	2	17	14	20	4	16	6	1	5	8	18	7	6	13	10	22	19	12
16. Early Prenatal Care		8	17	20	19	9	16	1	7	21	6	3	5	8	14	2	18	22	11	12	10	13	15	15	4
17. Students Entering Kindergarten Ready to Learn		14	8	13	9	7	10	3	12	14	11	6	2	10	6	1	9	16	8	12	4	10	15	9	5
18. High School Graduation Rate		13	14	21	11	2	20		9	1	18	4	5	12	6	9	10	19		3	16	15	7	17	8
19. Children Receiving Blood Lead Screening		1	10	6	4	22	5	17	14	8	11	10	19	12	13	21	3	9	15	16	2	7	20	13	18
<b>Healthy Living</b>																									
20. Adults Who are a Healthy Weight		9	6	13	11	3	15	14	12	21	20	8	16	4	5	1	2	23	19	22		10	18	17	7
21. Adolescents Who Have Obesity (2018)		18	7	21	9	6	15	3	8	12	22	4	19	6	1	17	2	16	5	11	23	14	13	20	10
22. Adults Who Currently Smoke		19	10	16	4	14	17	7	18	6	20	5	13	8		3	1	2	8	15	21	8	11	9	12
23. Public High School Students Currently Using Tobacco (2018)		18	7	4	5	14	16	11	17	4	19	8	21	6	2	22	3	1	20	12	9	13	10	11	15
24. HIV Incidence Rate		6	11	19	13	7	1	4	5	14	17	9	2	12	8	5	16	18		7			10	15	3

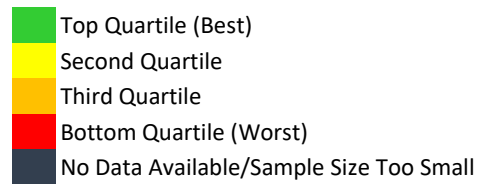
**Table 1: Health Indicator Rankings by Jurisdiction, Maryland, 2021 (PQI and SHIP)**

Prevention Quality Indicators (PQI) & State Health Improvement Process (SHIP) Rankings by Jurisdiction																									
	Jurisdictions	Allegany	Anne Arundel	Baltimore City	Baltimore County	Calvert	Caroline	Carroll	Cecil	Charles	Dorchester	Frederick	Garrett	Harford	Howard	Kent	Montgomery	Prince Georges	Queen Annes	Saint Marys	Somerset	Talbot	Washington	Wicomico	Worcester
25. Chlamydia Infection Rate		14	15	24	18	6	7	4	8	21	19	10	3	9	11	1	13	23	2	12	22	5	16	20	17
26. Life Expectancy		19	6	21	12	7	17	10	18	11	18	4	13	10	2	9	1	9	5	8	20	3	15	16	14
27. Increase Physical Activity		19	9	17	10	1	20	22	11	18	23	2	21	14	3	16	5	8	7	12	15	4	10	13	6
<b>Healthy Communities</b>																									
28. Child Maltreatment Rate		21	9	20	10	6	17	4	18	8	22	3	23	16	1	15	2	11		5	14	7	12	13	19
29. Suicide Rate			8	4	5		17	9				6		7	3		2	1					10		
30. Domestic Violence		19	16	21	24	11	5	7	12	20	18	15	8	14	17	6	4	3	9	23	10	1	2	22	13
31. Children with Elevated Blood Levels		6	2	7	3	3	5	3	3	2	8	3	1	2	3	1	2	4	2	3	1	4	3	4	2
32. Fall-Related Death Rate			3	6	10			9				4		7	5		1	2					8		
33. Pedestrian Injury Rate on Public Roads			7	15	12			1	6	5		3		4	2		10	11			14		8	9	13
34. Affordable Housing (needs more recent data)		1	24	3	9	14	6	21	5	20	10	17	12	13	23	11	19	16	18	15	4	22	7	2	8
<b>Access to Healthcare</b>																									
35. Adolescents who Received a Wellness Checkup in the Last Year		15	9	12	8	21	4	20	17	13	7	11	23	16	5	19	1	3	14	22	4	2	18	6	10
36. Children Receiving Dental Care in the Last Year		22	14	13	11	18	4	20	16	23	9	5	10	17	7	3	2	8	6	21	1	1	19	15	12
37. Persons with a Usual Primary Care Provider		19	14	16	8	10	20	1	13	17	3	12	7	15	9	2	22	21	5	23	18	4	6	11	10
38. Uninsured ED Visits*		5	18	16	17	6	11	3	5	15	7	20	10	1	12	2	21	22	8	4	13	9	14	19	13
<b>Quality Preventative Care</b>																									
39. Age Adjusted Cancer Mortality Rate		15	9	24	17	13	18	7	22	10	21	8	5	14	2	6	1	11	4	16	20	3	12	23	19
40. Emergency Department Visit Rate Due to Diabetes*		13	6	24	8	12	17	3	11	10	22	5	21	7	1	16	2	9	4	15	20	19	14	23	18
41. Emergency Department Visit Rate Due to Hypertension*		18	5	23	11	12	14	1	6	20	24	4	8	13	2	17	3	10	7	21	19	15	9	22	16
42. Drug-Induced Death Rate		15	8	17	13	11		10	16	5		7		9	3		1	2		4			12	6	14
43. Emergency Department Visits Related To Mental Health Conditions*		10	15	22	12	6	18	13	21	4	23	8	20	7	9	24	2	1	16	17	3	19	14	5	11
44. Hospitalization Rate Related to Alzheimer's or Other Dementias*		23	13	24	22	7	15	9	17	10	11	14	4	12	16	8	5	20	2	21	3	1	19	18	6
45. Annual Season Influenza Vaccinations		22	14	18	11	7	23	5	12	20	4	16	24	13	8	15	3	19	2	21	1	6	17	9	10
46. Emergency Department Visit Rate Due to Asthma		19	5	24	13	9	10	3	17	16	23	4	11	8	2	21	1	6	7	14	22	15	12	20	18
47. Age-Adjusted Mortality Rate From Heart Disease		20	5	22	12	13	15	10	17	8	19	7	18	9	2	6	1	11	8	4	23	3	14	21	16
48. Emergency Department Visits For Addictions-Related		18	15	24	16	6	5	4	21	7	23	3	2	14	1	17	11	8	10	9	12	20	22	13	19



**Table 1: Health Indicator Rankings by Jurisdiction, Maryland, 2021 (PQI and SHIP)**

Prevention Quality Indicators (PQI) & State Health Improvement Process (SHIP) Rankings by Jurisdiction																									
	Jurisdictions	Allegany	Anne Arundel	Baltimore City	Baltimore County	Calvert	Caroline	Carroll	Cecil	Charles	Dorchester	Frederick	Garrett	Harford	Howard	Kent	Montgomery	Prince Georges	Queen Annes	Saint Marys	Somerset	Talbot	Washington	Wicomico	Worcester
49. Emergency Department Visit Rate For Dental Care		13	6	20	7	10	15	3	18	9	23	4	14	8	1	17	2	5	9	11	19	16	12	22	21



Created by PCO, OPHI, MDH 1/14/21

Source: HSCRC, 2019. Data results after application of AHRQ PQI 2020 methodology.

\* Includes only Maryland Residents.

**Table 2: Diabetes with Short-term Complications 2019 (PQI)**

Jurisdiction	Rate*
<b>State</b>	<b>74.4</b>
Allegany	97.8
Anne Arundel	61.3
Baltimore City	169.7
Baltimore County	75.4
Calvert	89.9
Caroline	82.3
Carroll	41.6
Cecil	71.5
Charles	88.4
Dorchester	91.2
Frederick	58.1
Garrett	71.8
Harford	59.3
Howard	34.4
Kent	103.5
Montgomery	37.0
Prince George's	67.9
Queen Anne's	32.8
Saint Mary's	82.1
Somerset	94.0
Talbot	62.5
Washington	114.1
Wicomico	145.9
Worcester	87.6

\*Inpatient admissions or observation stays >23 hours for a principal diagnosis of diabetes with short-term complications (ketoacidosis, hyperosmolarity, or coma) per 100,000 population, ages 18 years and older. Excludes obstetric admissions and transfers from other institutions. Run using AHRQ v2020.

Source: HSCRC, 2019. Data results after application of AHRQ PQI 2020

Created by HSCRC, 9/23/20

**Table 3: Diabetes with Long-term Complications 2019 (PQI)**

Jurisdiction	Rate*
<b>State</b>	<b>110.0</b>
Allegany	181.9
Anne Arundel	87.3
Baltimore City	244.8
Baltimore County	136.8
Calvert	126.4
Caroline	137.1
Carroll	88.6
Cecil	112.9
Charles	64.3
Dorchester	107.1
Frederick	79.2
Garrett	92.9
Harford	105.6
Howard	63.2
Kent	134.0
Montgomery	58.0
Prince George's	109.7
Queen Anne's	90.9
Saint Mary's	99.5
Somerset	75.2
Talbot	75.6
Washington	112.4
Wicomico	75.4
Worcester	57.6

\*Inpatient admissions or observation stays >23 hours for a principal diagnosis of diabetes with long-term complications (renal, eye, neurological, circulatory, or complications not otherwise specified) per 100,000 population, ages 18 years and older. Excludes obstetric admissions and transfers from other institutions. Run using AHRQ v2020.

Source: HSCRC, 2019. Data results after application of AHRQ PQI 2020

Created by HSCRC, 9/23/20

**Table 4: Chronic Obstructive Pulmonary Disease (COPD) or Asthma in Older Adults 2019 (PQI)**

<b>Jurisdiction</b>	<b>Rate*</b>
<b>State</b>	<b>445.9</b>
Allegany	962.6
Anne Arundel	404.4
Baltimore City	1155.8
Baltimore County	591.7
Calvert	383.2
Caroline	299.4
Carroll	369.7
Cecil	583.9
Charles	261.3
Dorchester	422.2
Frederick	295.8
Garrett	386.3
Harford	517.4
Howard	159.0
Kent	356.6
Montgomery	166.8
Prince George's	304.8
Queen Anne's	273.7
Saint Mary's	585.7
Somerset	471.3
Talbot	263.8
Washington	832.1
Wicomico	403.0
Worcester	545.1

\*Inpatient admissions or observation >23 hours with a principal diagnosis of chronic obstructive pulmonary disease (COPD) or asthma per 100,000 population, ages 40 years and older. Excludes obstetric admissions and transfers from other institutions. Run using AHRQ v2020.

Source: HSCRC, 2019. Data results after application of AHRQ PQI 2020

Created by HSCRC, 9/23/20

**Table 5: Hypertension 2019 (PQI)**

<b>Jurisdiction</b>	<b>Rate*</b>
<b>State</b>	<b>72.7</b>
Allegany	99.6
Anne Arundel	35.1
Baltimore City	207.7
Baltimore County	94.1
Calvert	36.5
Caroline	15.7
Carroll	40.1
Cecil	35.1
Charles	49.0
Dorchester	75.3
Frederick	34.1
Garrett	50.7
Harford	66.4
Howard	26.3
Kent	12.2
Montgomery	50.7
Prince George's	69.2
Queen Anne's	27.8
Saint Mary's	56.7
Somerset	84.6
Talbot	32.9
Washington	73.6
Wicomico	66.7
Worcester	34.6

\*Inpatient admissions or observation >23 hours with a principal diagnosis of hypertension per 100,000 population, ages 18 years and older. Excludes kidney disease combined with dialysis access procedure admissions, cardiac procedure admissions, obstetric admissions, and transfers from other institutions. Run using AHRQ v2020.

Source: HSCRC, 2019. Data results after application of AHRQ PQI 2020

Created by HSCRC, 9/23/20

**Table 6: Heart Failure 2019 (PQI)**

<b>Jurisdiction</b>	<b>Rate*</b>
<b>State</b>	<b>393.1</b>
Allegany	487.5
Anne Arundel	346.9
Baltimore City	827.6
Baltimore County	485.0
Calvert	397.4
Caroline	238.9
Carroll	374.0
Cecil	259.6
Charles	291.8
Dorchester	432.2
Frederick	263.6
Garrett	215.3
Harford	382.2
Howard	265.8
Kent	353.2
Montgomery	212.5
Prince George's	368.1
Queen Anne's	282.7
Saint Mary's	424.6
Somerset	441.6
Talbot	325.5
Washington	367.8
Wicomico	458.6
Worcester	541.8

\*Inpatient admissions or observation >23 hours with a principal diagnosis of heart failure per 100,000 population, ages 18 years and older. Excludes cardiac procedure admissions, obstetric admissions, and transfers from other institutions. Run using AHRQ v2020.

Source: HSCRC, 2019. Data results after application of AHRQ PQI 2020

Created by HSCRC, 9/23/20

**Table 7: Community Acquired Bacterial Pneumonia 2019 (PQI)**

Jurisdiction	Rate*
<b>State</b>	<b>155.7</b>
Allegany	214.6
Anne Arundel	147.9
Baltimore City	228.6
Baltimore County	186.3
Calvert	98.3
Caroline	203.7
Carroll	248.3
Cecil	199.4
Charles	131.0
Dorchester	313.3
Frederick	150.3
Garrett	143.6
Harford	169.5
Howard	94.8
Kent	158.3
Montgomery	92.9
Prince George's	119.9
Queen Anne's	126.2
Saint Mary's	190.9
Somerset	187.9
Talbot	190.7
Washington	272.2
Wicomico	184.2
Worcester	198.3

\*Inpatient admissions or observation >23 hours with a principal diagnosis of community acquired bacterial pneumonia per 100,000 population, ages 18 years and older. Excludes sickle cell or hemoglobin-S admissions, other indications of immunocompromised state admissions, obstetric admissions, and transfers from other institutions. Run using AHRQ v2020.

Source: HSCRC, 2019. Data results after application of AHRQ PQI 2020

Created by HSCRC, 9/23/20

**Table 8: Urinary Tract Infection 2019 (PQI)**

<b>Jurisdiction</b>	<b>Rate*</b>
<b>State</b>	<b>142.9</b>
Allegany	149.3
Anne Arundel	130.1
Baltimore City	202.8
Baltimore County	194.9
Calvert	101.1
Caroline	74.4
Carroll	165.8
Cecil	134.2
Charles	109.3
Dorchester	154.6
Frederick	111.2
Garrett	118.2
Harford	151.4
Howard	96.8
Kent	109.6
Montgomery	123.8
Prince George's	129.4
Queen Anne's	108.5
Saint Mary's	125.0
Somerset	136.3
Talbot	75.6
Washington	98.9
Wicomico	158.2
Worcester	159.1

\*Inpatient admissions or observation >23 hours with a principal diagnosis of urinary tract infection per 100,000 population, ages 18 years and older. Excludes kidney or urinary tract disorder admissions, other indications of immunocompromised state admissions, obstetric admissions, and transfers from other institutions. Run using AHRQ v2020.

Source: HSCRC, 2019. Data results after application of AHRQ PQI 2020

Created by HSCRC, 9/23/20



**Table 9: Uncontrolled Diabetes without Complications 2019 (PQI)**

<b>Jurisdiction</b>	<b>Rate*</b>
<b>State</b>	<b>49.6</b>
Allegany	61.8
Anne Arundel	36.4
Baltimore City	115.5
Baltimore County	53.8
Calvert	36.5
Caroline	27.4
Carroll	27.3
Cecil	40.1
Charles	28.9
Dorchester	79.3
Frederick	27.1
Garrett	33.8
Harford	35.2
Howard	34.0
Kent	103.5
Montgomery	31.7
Prince George's	55.9
Queen Anne's	22.7
Saint Mary's	42.8
Somerset	61.1
Talbot	26.3
Washington	47.3
Wicomico	56.9
Worcester	69.2

\*Inpatient admissions or observation stays >23 hours for a principal diagnosis of diabetes without mention of short-term (ketoacidosis, hyperosmolarity, or coma) or long-term (renal, eye, neurological, circulatory, or other unspecified) complications per 100,000 population, ages 18 years and older. Excludes obstetric admissions and transfers from other institutions. Run using AHRQ v2020.

Source: HSCRC, 2019. Data results after application of AHRQ PQI 2020

Created by HSCRC, 9/23/20

**Table 10: Asthma in Younger Adults 2019 (PQI)**

<b>Jurisdiction</b>	<b>Rate*</b>
<b>State</b>	<b>53.2</b>
Allegany	50.2
Anne Arundel	21.9
Baltimore City	170.6
Baltimore County	55.3
Calvert	20.6
Caroline	34.0
Carroll	29.6
Cecil	58.5
Charles	28.3
Dorchester	39.0
Frederick	30.1
Garrett	29.2
Harford	53.2
Howard	31.5
Kent	19.2
Montgomery	27.5
Prince George's	38.8
Queen Anne's	8.4
Saint Mary's	46.6
Somerset	32.6
Talbot	0.0
Washington	69.7
Wicomico	44.4
Worcester	26.2

\*Inpatient admissions or observation stays >23 hours for a principal diagnosis of asthma per 100,000 population, ages 18 to 39 years. Excludes admissions with an indication of cystic fibrosis or anomalies of the respiratory system, obstetric admissions, and transfers from other institutions. Run using AHRQ v2020.

Source: HSCRC, 2019. Data results after application of AHRQ PQI 2020

Created by HSCRC, 9/23/20

**Table 11: Lower Extremity Amputations among Admissions for Diabetes 2019 (PQI)**

<b>Jurisdiction</b>	<b>Rate*</b>
<b>State</b>	<b>29.1</b>
Allegany	42.9
Anne Arundel	26.9
Baltimore City	64.8
Baltimore County	42.6
Calvert	22.5
Caroline	15.7
Carroll	22.7
Cecil	28.8
Charles	20.9
Dorchester	23.8
Frederick	21.0
Garrett	38.0
Harford	29.2
Howard	15.0
Kent	42.6
Montgomery	10.8
Prince George's	22.2
Queen Anne's	37.9
Saint Mary's	31.2
Somerset	37.6
Talbot	23.0
Washington	36.4
Wicomico	30.9
Worcester	32.3

\*Inpatient admissions or observation stays >23 hours for any-listed diagnosis of diabetes and any-listed procedure of lower-extremity amputation per 100,000 population, ages 18 years and older. Excludes any-listed diagnosis of traumatic lower-extremity amputation admissions, toe amputation admission, obstetric admissions, and transfers from other institutions. Run using AHRQ v2020.

Source: HSCRC, 2019. Data results after application of AHRQ PQI 2020

Created by HSCRC, 9/23/20

**Table 12: Infant Death Rate 2017 (SHIP)**

Jurisdiction	Rate*
<b>State</b>	<b>6.5</b>
Allegany	-
Anne Arundel	4.1
Baltimore City	8.7
Baltimore County	6.5
Calvert	6.7
Caroline	-
Carroll	-
Cecil	-
Charles	10.9
Dorchester	-
Frederick	6.3
Garrett	-
Harford	1.9
Howard	5.4
Kent	-
Montgomery	4.6
Prince George's	8.2
Queen Anne's	-
Saint Mary's	6.7
Somerset	41.2
Talbot	-
Washington	9.8
Wicomico	10.9
Worcester	12.6

\*This indicator shows the infant mortality rate per 1,000 live births. Infant mortality has long been considered the most sensitive indicator of the overall health of a population. While there have been several decades of improvement in infant mortality, Maryland's rate remains higher than the national average (5.7 in 2018).

Censorship: Rate not reported if below threshold of 5. Counts may be available upon request.

Source: Maryland MDH Vital Statistics Administration (VSA) Annual Report and retrieved from SHIP's website: <https://opendata.maryland.gov/Health-and-Human-Services/SHIP-Infant-Death-Rate-2010-2017/ckcg-wct2>

Created by PCO, OPHI, MDH 12/04/20

**Table 13: Babies with Low Birth Weight 2017 (SHIP)**

Jurisdiction	Rate*
<b>State</b>	<b>8.9</b>
Allegany	6.6
Anne Arundel	7.8
Baltimore City	12.4
Baltimore County	9.5
Calvert	7.8
Caroline	7.4
Carroll	6.8
Cecil	7.4
Charles	11.1
Dorchester	7.3
Frederick	6.9
Garrett	11
Harford	7.2
Howard	8.3
Kent	10.4
Montgomery	7.5
Prince George's	9.8
Queen Anne's	9.3
Saint Mary's	6.4
Somerset	13.2
Talbot	7.3
Washington	9.4
Wicomico	9.9
Worcester	5

\*This indicator shows the percentage of live births that are a low birth weight (2500 grams or less). Babies born with a low birth weight are at increased risk for serious health consequences including disabilities and death. Numerator is number of low birth weight babies weighing less than 2,500 grams (5.5 pounds). Denominator is the number of live births. Maryland's low birth weight percentage is higher than the national average of 8.3 (2019).

Source: Maryland MDH Vital Statistics Administration (VSA) Annual Report retrieved from SHIP's website: <https://opendata.maryland.gov/Health-and-Human-Services/SHIP-Babies-with-Low-Birth-Weight-2010-2017/cyet-5jd3>

Created by PCO, OPHI, MDH 12/04/20

**Table 14: Sudden Unexpected Infant Death Rate (SUIDS) 2013 - 2017 (SHIP)**

Jurisdiction	Rate*
<b>State</b>	<b>0.5</b>
Allegany	-
Anne Arundel	0.4
Baltimore City	0.9
Baltimore County	0.5
Calvert	-
Caroline	-
Carroll	-
Cecil	0.9
Charles	-
Dorchester	-
Frederick	-
Garrett	-
Harford	0.7
Howard	-
Kent	-
Montgomery	0.3
Prince George's	0.5
Queen Anne's	-
Saint Mary's	-
Somerset	-
Talbot	-
Washington	0.7
Wicomico	-
Worcester	-

\*This indicator shows the rate of sudden unexpected infant deaths (SUIDs) per 1,000 live births. Sudden unexpected infant deaths (SUIDs) include deaths from Sudden Infant Death Syndrome (SIDS), unknown cause, accidental suffocation and strangulation in bed.

Censorship: Rate not reported if below threshold of 5. Counts may be available upon request.

Source: Maryland MDH Vital Statistics Administration (VSA) and retrieved from SHIP's website:  
<https://opendata.maryland.gov/Health-and-Human-Services/SHIP-Sudden-Unexpected-Infant-Death-Rate-SUIDs-200/2akn-e5mq>

Created by PCO, OPHI, MDH 12/04/20

**Table 15: Teen Birth Rate 2017 (SHIP)**

Jurisdiction	Rate*
<b>State</b>	<b>14.2</b>
Allegany	23.5
Anne Arundel	11.9
Baltimore City	28.9
Baltimore County	11
Calvert	8.1
Caroline	15.8
Carroll	6.7
Cecil	18.2
Charles	13.5
Dorchester	21.4
Frederick	8.3
Garrett	17.9
Harford	9
Howard	6
Kent	8.5
Montgomery	9.5
Prince George's	19.3
Queen Anne's	9.1
Saint Mary's	9
Somerset	13
Talbot	11.3
Washington	26.1
Wicomico	19.5
Worcester	12.9

\*This indicator shows the rate of births to teens ages 15-19 years (per 1,000 population). Teen pregnancy is linked to a host of social problems such as poverty, lack of overall child well-being, out-of-wedlock births, lack of responsible fatherhood, health issues, school failure, child abuse and neglect and at-risk behaviors.

Source: Maryland MDH Vital Statistics Administration (VSA) and retrieved from SHIP's website:  
<https://opendata.maryland.gov/Health-and-Human-Services/SHIP-Teen-Birth-Rate-2010-2017/t8wg->

Created by PCO, OPHI, MDH 12/04/20

**Table 16: Early Prenatal Care 2017 (SHIP)**

Jurisdiction	Rate*
<b>State</b>	<b>69.6</b>
Allegany	78.1
Anne Arundel	71
Baltimore City	67.1
Baltimore County	69
Calvert	77.1
Caroline	71.3
Carroll	81.2
Cecil	78.3
Charles	65
Dorchester	78.4
Frederick	80
Garrett	78.9
Harford	78.1
Howard	72.5
Kent	80.3
Montgomery	70.9
Prince George's	59.1
Queen Anne's	76.1
Saint Mary's	75.8
Somerset	76.4
Talbot	75.3
Washington	72.1
Wicomico	72.1
Worcester	79.8

\*This indicator shows the percentage of pregnant women who receive prenatal care beginning in the first trimester. Inadequate prenatal care services have been linked to higher rates of infant mortality, low birth weight and pre-term deliveries. While Maryland as a whole ranks better than the National average and the Healthy People 2020 Target, disparities still exist. Due to the change in methodology for collecting information on the Maryland birth certificate, data collected in 2010 and after are not comparable to data collected in earlier years.

Source: MDH Vital Statistics Administration (VSA) Annual Reports and retrieved from SHIP's website:  
<https://opendata.maryland.gov/Health-and-Human-Services/SHIP-Early-Prenatal-Care-2010-2017/48en-6hyz>

Created by PCO, OPHI, MDH 12/04/20



**Table 17: Student Entering Kindergarten Ready to Learn 2017 (SHIP)**

Jurisdiction	Rate*
<b>State</b>	<b>45</b>
Allegany	39
Anne Arundel	48
Baltimore City	41
Baltimore County	47
Calvert	52
Caroline	45
Carroll	59
Cecil	42
Charles	39
Dorchester	44
Frederick	54
Garrett	61
Harford	45
Howard	54
Kent	62
Montgomery	47
Prince George's	34
Queen Anne's	48
Saint Mary's	42
Somerset	57
Talbot	45
Washington	37
Wicomico	47
Worcester	56

\*This indicator shows the percentage of students who enter Kindergarten ready to learn. Readiness to learn in the first year of school is strongly linked to later school success, which is predictive of adult health. Full readiness to learn is defined as consistently demonstrating skills, knowledge, and behaviors which are needed to successfully engage in kindergarten curriculum.

Source: Maryland State Department of Education (MSDE)

<http://earlychildhood.marylandpublicschools.org/node/520> and retrieved from SHIP's website:

<https://opendata.maryland.gov/Health-and-Human-Services/SHIP-Students-Entering-Kindergarten-Ready-To-Learn/4nb7-v9qk>

Created by PCO, OPHI, MDH 12/04/20

**Table 18: High School Graduation Rate 2017 (SHIP)**

Jurisdiction	Rate*
<b>State</b>	<b>87.7</b>
Allegany	88.7
Anne Arundel	88.5
Baltimore City	70.7
Baltimore County	89
Calvert	94.6
Caroline	82.3
Carroll	-
Cecil	90.5
Charles	94.7
Dorchester	83.2
Frederick	92.5
Garrett	92.4
Harford	88.9
Howard	92.3
Kent	90.5
Montgomery	89.5
Prince George's	82.7
Queen Anne's	-
Saint Mary's	93.9
Somerset	86
Talbot	87.1
Washington	92.2
Wicomico	83.8
Worcester	91.8

\*This indicator shows the percentage of students who graduate high school in four years. Completion of high school is one of the strongest predictors of health in later life. People who graduate from high school are more likely to have better health outcomes, regularly visit doctors, and live longer than those without high school diplomas.

Censorship: Rate not reported if below threshold of 10. Counts may be available upon request. All percentages greater than or equal to 95 are displayed as 95, per MSDE's data suppression rules.

Source: Maryland State Department of Education (MSDE) [www.mdreportcard.org](http://www.mdreportcard.org) and retrieved from SHIP's website: <https://opendata.maryland.gov/Health-and-Human-Services/SHIP-High-School-Graduation-Rate-2010-2017/c6t5-8ixv>

Created by PCO, OPHI, MDH 12/04/20

**Table 19: Children Receiving Blood Lead Screenings (2017)**

Jurisdiction	Rate*
<b>State</b>	<b>65.7</b>
Allegany	77.3
Anne Arundel	63.6
Baltimore City	68.2
Baltimore County	69.4
Calvert	42.1
Caroline	68.3
Carroll	58.4
Cecil	59.2
Charles	65.7
Dorchester	63
Frederick	63.6
Garrett	53.4
Harford	61.6
Howard	60.8
Kent	47
Montgomery	71.9
Prince George's	64.3
Queen Anne's	59.1
Saint Mary's	59
Somerset	74.8
Talbot	68
Washington	50.5
Wicomico	60.8
Worcester	57

\*This indicator reflects the percentage of children (aged 12-35 months) enrolled in Medicaid (90+ days) screened for lead in their blood. Each pediatric Medicaid enrollee should be screened for blood lead during their 12 and 24 months well child visit. Common sources of pediatric lead exposure include dust and paint chips from chipping or peeling lead paint, as well as lead contaminated: soil, toys, water, cosmetics, and folk medicines.

Source: Maryland Medicaid Service Utilization and retrieved from SHIP's website:  
<https://opendata.maryland.gov/Health-and-Human-Services/SHIP-Children-Receiving-Blood-Lead-Screening-2011-/at9u-fq99>

Created by PCO, OPHI, MDH 12/04/20

**Table 20: Adults Who are a Healthy Weight 2017 (SHIP)**

Jurisdiction	Rate*
<b>State</b>	<b>32.6</b>
Allegany	32.5
Anne Arundel	34.9
Baltimore City	30.3
Baltimore County	31.9
Calvert	37.4
Caroline	29.9
Carroll	30
Cecil	31.3
Charles	27.5
Dorchester	27.6
Frederick	32.9
Garrett	29.3
Harford	36.8
Howard	35.2
Kent	42.3
Montgomery	41.4
Prince George's	24.6
Queen Anne's	27.7
Saint Mary's	25.4
Talbot	32.4
Washington	27.9
Wicomico	29
Worcester	34.2

\*This indicator shows the percentage of adults who are not overweight or obese. In Maryland in 2015, of adults considered obese, 52% had high blood pressure, 44% had high cholesterol, and 21% had diabetes. Healthy weight can aid in the control of these conditions if they develop.

Source: Maryland MDH Behavioral Risk Factor Surveillance System (BRFSS) ([www.marylandbrfss.org](http://www.marylandbrfss.org)) and retrieved from SHIP's website: <https://opendata.maryland.gov/Health-and-Human-Services/SHIP-Adults-who-are-not-overweight-or-obese-2011-2/p6kk-gv37>

Created by PCO, OPHI, MDH 12/04/20

**Table 21: Adolescents Who Are Obese 2018-2019 (SHIP)**

Jurisdiction	Rate*
<b>State</b>	<b>12.8</b>
Allegany	18.2
Anne Arundel	12.5
Baltimore City	19.5
Baltimore County	13.2
Calvert	11.5
Caroline	16
Carroll	9.5
Cecil	12.8
Charles	14.6
Dorchester	20.3
Frederick	9.9
Garrett	18.3
Harford	11.5
Howard	7.4
Kent	17.8
Montgomery	8.6
Prince George's	16.8
Queen Anne's	10.3
Saint Mary's	14
Somerset	20.6
Talbot	15.6
Washington	15
Wicomico	18.5
Worcester	13.4

\*This indicator shows the percentage of public high school students who are obese. Obesity is defined as a body mass index (BMI) at or above the 95th percentile of the CDC sex-specific BMI by age growth charts. Nationally, over one in five youth aged 12 to 19 were obese. Obesity during childhood puts youth at risk of adverse health outcomes including an increased risk of developing life-threatening chronic diseases, such as Type 2 diabetes.

Source: 2018-19 Maryland Youth Risk Behavior Survey (YRBS) Data Request

Created by PCO, OPHI, MDH 12/04/20

**Table 22: Adults Who Currently Smoke 2017 (SHIP)**

Jurisdiction	Rate*
<b>State</b>	<b>13.8</b>
Allegany	26.4
Anne Arundel	16.5
Baltimore City	22.3
Baltimore County	12.9
Calvert	18.7
Caroline	23.9
Carroll	15.2
Cecil	24.5
Charles	14.5
Dorchester	28.2
Frederick	14.3
Garrett	17.9
Harford	15.4
Howard	-
Kent	10.7
Montgomery	7.3
Prince George's	10.3
Queen Anne's	15.4
Saint Mary's	18.9
Somerset	30.3
Talbot	15.4
Washington	17.3
Wicomico	15.5
Worcester	17.4

\*This indicator shows the percentage of adults who currently smoke. 7,500 adults in Maryland die each year due to tobacco-related causes, and 150,000 more suffer from tobacco-related diseases such as COPD, emphysema or cancers. Non-smokers – especially young children (and even pets) – are also affected by tobacco through exposure to the toxins found in secondhand smoke.

Censorship (if below threshold of 50 or relative standard error  $\geq 30.0\%$ ): Rate not reported. Count not reported

Source: Maryland MDH Behavioral Risk Factor Surveillance System (BRFSS) ([www.marylandbrfss.org](http://www.marylandbrfss.org)) and retrieved from SHIP's website: <https://opendata.maryland.gov/Health-and-Human-Services/SHIP-Adults-Who-Currently-Smoke-2011-2017/ut4s->

Created by PCO, OPHI, MDH 12/04/20

**Table 23: Adolescents Who Currently Use Tobacco Products 2018-2019 (SHIP)**

Jurisdiction	Rate*
<b>State</b>	<b>27.4</b>
Allegany	43.5
Anne Arundel	33.1
Baltimore City	23.3
Baltimore County	28.7
Calvert	39.4
Caroline	42.2
Carroll	34.7
Cecil	42.7
Charles	23.3
Dorchester	43.6
Frederick	33.7
Garrett	45.4
Harford	32.7
Howard	22.1
Kent	46.7
Montgomery	22.2
Prince George's	16.2
Queen Anne's	44.2
Saint Mary's	38.2
Somerset	34
Talbot	39.3
Washington	34.2
Wicomico	34.7
Worcester	41.4

\*This indicator shows the percentage of public high school students who used any tobacco product (cigarettes, cigars, smokeless tobacco and/or e-cigarettes) in the last 30 days. Tobacco remains the number one cause of preventable death and disease in the United States. There are over 65,000 Maryland high school youth who still use tobacco products, including electronic vapor products. If trends continue, an estimated 1,600 youth will start smoking cigarettes each year and 288,900 youth who are now alive will become smokers in their lifetime.

Source: 2018-19 Maryland Youth Risk Behavior Survey (YRBS) Data Request

Created by PCO, OPHI, MDH 12/04/20

**Table 24: HIV Incidence Rate 2017 (SHIP)**

Jurisdiction	Rate*
<b>State</b>	<b>20.4</b>
Allegany	6.4
Anne Arundel	8.7
Baltimore City	44.7
Baltimore County	15.9
Calvert	6.5
Caroline	3.6
Carroll	5.6
Cecil	5.8
Charles	18.1
Dorchester	22
Frederick	7.6
Garrett	3.9
Harford	11.3
Howard	7.5
Kent	5.8
Montgomery	18.6
Prince George's	41.9
Queen Anne's	-
Saint Mary's	6.5
Somerset	-
Talbot	-
Washington	7.9
Wicomico	18.5
Worcester	4.4

\*This indicator shows the rate of adult/adolescent cases (age 13+) diagnosed with HIV (per 100,000 population). HIV is a significant and preventable public health problem. An estimated 16% of people with HIV in Maryland are undiagnosed. We have the knowledge and tools needed to slow the spread of HIV infection and improve the health of people living with HIV.

Censorship: Rate not reported if below threshold. Counts may be available upon request. If counts are requested at the county level, they may be provided. If they are requested by the county x race/ethnicity level, do not provide counts.

Source: Maryland MDH PHPA Infectious Disease Epidemiology and Outbreak Response Bureau, Center for HIV Surveillance, Epidemiology and Evaluation and data retrieved from: <https://opendata.maryland.gov/Health-and-Human-Services/SHIP-HIV-Incidence-Rate-2009-2017/quja-mue7>

Created by PCO, OPHI, MDH 12/04/20



**Table 25: Chlamydia Infection Rate 2017 (SHIP)**

Jurisdiction	Rate*
<b>State</b>	<b>552.1</b>
Allegany	389.6
Anne Arundel	389.7
Baltimore City	1248.4
Baltimore County	538.2
Calvert	288.5
Caroline	307.3
Carroll	221.7
Cecil	317.3
Charles	631.8
Dorchester	572.1
Frederick	342
Garrett	198.4
Harford	322
Howard	353.8
Kent	170.2
Montgomery	380.5
Prince George's	806.8
Queen Anne's	192.9
Saint Mary's	358.6
Somerset	713.8
Talbot	269.5
Washington	391.8
Wicomico	627.7
Worcester	415.9

\*This indicator shows the rate of Chlamydia infections per 100,000 population. Chlamydia infections are usually without symptoms and go undiagnosed. They are associated with pelvic inflammatory disease, infertility, ectopic pregnancy and chronic pelvic pain.

Source: Maryland MDH Infectious Disease Bureau and data retrieved from:  
<https://opendata.maryland.gov/Health-and-Human-Services/SHIP-Chlamydia-Infection-Rate-2008-2017/kdp3-kb9e>

Created by PCO, OPHI, MDH 12/04/20

**Table 26: Life Expectancy 2015-2017 (SHIP)**

Jurisdiction	Rate*
<b>State</b>	<b>79.2</b>
Allegany	76
Anne Arundel	79.5
Baltimore City	72.8
Baltimore County	78.3
Calvert	79.3
Caroline	76.2
Carroll	79
Cecil	76.1
Charles	78.9
Dorchester	76.1
Frederick	80
Garrett	78.2
Harford	79
Howard	83.5
Kent	79.1
Montgomery	84.8
Prince George's	79.1
Queen Anne's	79.8
Saint Mary's	79.2
Somerset	75
Talbot	81.3
Washington	77.5
Wicomico	76.7
Worcester	77.9

\*This indicator shows life expectancy from birth, in years. Life expectancy is a summary measure used to describe overall health. Life expectancy at birth is the average number of years a newborn is expected to live given current conditions. The life expectancy in the US at 78.54 (2018) is the highest in recorded history thanks to public health interventions such as improvements in sanitation and food safety, development and use of vaccines, and health promotion efforts.

Source: Maryland MDH Vital Statistics Administration (VSA) Annual Report and data retrieved from: <https://opendata.maryland.gov/Health-and-Human-Services/SHIP-Life-Expectancy-2010-2017/5imf-t65z>

Created by PCO, OPHI, MDH 12/04/20

**Table 27: Increase Physical Activity 2017 (SHIP)**

Jurisdiction	Rate*
<b>State</b>	<b>50.6</b>
Allegany	46.1
Anne Arundel	49.9
Baltimore City	46.7
Baltimore County	49.7
Calvert	57.8
Caroline	45.9
Carroll	41.6
Cecil	49.6
Charles	46.5
Dorchester	40.2
Frederick	56.5
Garrett	44.6
Harford	48.9
Howard	56.1
Kent	47.9
Montgomery	54.7
Prince George's	50
Queen Anne's	50.7
Saint Mary's	49.5
Somerset	48.2
Talbot	55.4
Washington	49.7
Wicomico	49.3
Worcester	52.1

\*This indicator shows the number of persons who reported at least 150 minutes of moderate physical activity or at least 75 minutes of vigorous physical activity per week. Physical activity is important to prevent heart disease and stroke, two of the important causes of death in United States. In order to improve overall cardiovascular health, The American Heart Association suggests at least 150 minutes per week of moderate exercise or 75 minutes per week of vigorous exercise.

Source: Maryland MDH Behavioral Risk Factor Surveillance System (BRFSS) ([www.marylandbrfss.org](http://www.marylandbrfss.org)) and data retrieved from: <https://opendata.maryland.gov/Health-and-Human-Services/SHIP-Increase-Physical-Activity-2011-2017/fv3t-abhe>

Created by PCO, OPHI, MDH 12/04/20

**Table 28: Child Maltreatment Rate 2017 (SHIP)**

Jurisdiction	Rate*
<b>State</b>	<b>7.1</b>
Allegany	19.6
Anne Arundel	6
Baltimore City	18.2
Baltimore County	6.4
Calvert	4.6
Caroline	10.8
Carroll	3.8
Cecil	11.8
Charles	5.7
Dorchester	20.9
Frederick	3.6
Garrett	25.3
Harford	10.3
Howard	2.4
Kent	9.4
Montgomery	3.3
Prince George's	6.8
Queen Anne's	-
Saint Mary's	4.2
Somerset	9
Talbot	5.3
Washington	7.8
Wicomico	8.8
Worcester	16.9

\*This indicator shows the rate of children who are maltreated per 1,000 population under the age of 18. Child abuse or neglect can result in physical harm, developmental delays, behavioral problems, or death. Abused and neglected children are at greater risk than other children for delinquency and mistreatment of their own children.

Censorship: Counts less than 20 not included.

Source: Maryland Department of Human Resources (DHR) and data retrieved from:  
<https://opendata.maryland.gov/Health-and-Human-Services/SHIP-Child-maltreatment-rate-2010-2017/qwwu-cu4u>

Created by PCO, OPHI, MDH 12/04/20

**Table 29: Suicide Rate 2015-2017 (SHIP)**

Jurisdiction	Rate*
<b>State</b>	<b>9.3</b>
Allegany	-
Anne Arundel	12.1
Baltimore City	8.2
Baltimore County	9.7
Calvert	-
Caroline	-
Carroll	13.1
Cecil	-
Charles	-
Dorchester	-
Frederick	10.3
Garrett	-
Harford	10.7
Howard	8
Kent	-
Montgomery	6.8
Prince George's	5.7
Queen Anne's	-
Saint Mary's	-
Somerset	-
Talbot	-
Washington	15.4
Wicomico	-
Worcester	-

\*This indicator shows the suicide rate per 100,000 population. Suicide is a serious public health problem that can have lasting effects on individuals, families, and communities. Mental disorders and/or substance abuse have been found in the great majority of people who have died by suicide. In Maryland, approximately 500 lives are lost each year to this preventable cause of death. Rate not reported if below threshold of 20. Counts may be available upon request.

Source: Maryland MDH Vital Statistics Administration (VSA) and data retrieved from:  
<https://opendata.maryland.gov/Health-and-Human-Services/SHIP-Suicide-Rate-2009-2017/8kn6-62x4>

Created by PCO, OPHI, MDH 12/04/20

**Table 30: Domestic Violence 2017 (SHIP)**

Jurisdiction	Rate*
<b>State</b>	<b>537.1</b>
Allegany	653.5
Anne Arundel	600.3
Baltimore City	690.1
Baltimore County	1146.7
Calvert	448.1
Caroline	277.2
Carroll	335
Cecil	476.9
Charles	666.2
Dorchester	634.3
Frederick	577.3
Garrett	335.2
Harford	567.5
Howard	633.1
Kent	278.6
Montgomery	264.4
Prince George's	187.5
Queen Anne's	371.7
Saint Mary's	768.6
Somerset	420.6
Talbot	113.2
Washington	138.8
Wicomico	708.3
Worcester	543.6

\*Domestic violence contributes greatly to the morbidity and mortality of Maryland citizens. Up to 40% of violent juvenile offenders witnessed domestic violence in the homes, and 63% of homeless women and children have been victims of intimate partner violence as adults.

Source: The Maryland Uniform Crime Reporting (UCR) Program and data retrieved from:  
<https://opendata.maryland.gov/Health-and-Human-Services/SHIP-Domestic-Violence-2010-2017/c8eg-j9vr>

Created by PCO, OPHI, MDH 12/04/20

**Table 31: Children with Elevated Blood Lead Levels 2017 (SHIP)**

Jurisdiction	Rate*
<b>State</b>	<b>0.3</b>
Allegany	0.6
Anne Arundel	0.1
Baltimore City	0.9
Baltimore County	0.2
Calvert	0.2
Caroline	0.5
Carroll	0.2
Cecil	0.2
Charles	0.1
Dorchester	1.1
Frederick	0.2
Garrett	0
Harford	0.1
Howard	0.2
Kent	0
Montgomery	0.1
Prince George's	0.3
Queen Anne's	0.1
Saint Mary's	0.2
Somerset	0
Talbot	0.3
Washington	0.2
Wicomico	0.3
Worcester	0.1

\*Lead is a toxic metal that has no safe level. Children are especially sensitive to lead exposure. The legal definition of an elevated blood lead level in Maryland is 10 micrograms/deciliter (mcg/dL), but the current CDC and Maryland guidelines for health care providers urge follow up for any child with a level of 5 mcg/dL or higher. Children most often are exposed to lead if they swallow dust containing lead paint, usually when there is peeling, flaking, or chipping lead paint or from home renovation. Maryland health care providers are now supposed to test all children born on or after January 1, 2015 at their 12 and 24 month well child visits.

Source: Maryland Department of Planning (MDP)

<http://www.mde.state.md.us/programs/Land/RecyclingandOperationsprogram/P>

ublications/Pages/Programs/LandPrograms/Recycling/publications/index.aspx#lead and data retrieved from: <https://opendata.maryland.gov/Health-and-Human-Services/SHIP-Children-with-Elevated-Blood-Lead-Levels-2009/hdpix-ipad>

Created by PCO, OPHI, MDH 12/04/20

**Table 32: Fall-Related Death Rate 2015-2017 (SHIP)**

Jurisdiction	Rate*
<b>State</b>	<b>10.1</b>
Allegany	-
Anne Arundel	9.1
Baltimore City	11.4
Baltimore County	14.1
Calvert	-
Caroline	-
Carroll	13.3
Cecil	-
Charles	-
Dorchester	-
Frederick	9.3
Garrett	-
Harford	12.6
Howard	10.3
Kent	-
Montgomery	7.3
Prince George's	8.1
Queen Anne's	-
Saint Mary's	-
Somerset	-
Talbot	-
Washington	12.9
Wicomico	-
Worcester	-

\*This indicator shows the rate of fall-related deaths per 100,000 population. Falls are a major cause of preventable death among the elderly and have increased across age groups in the past decade. Causes of all-related deaths differ between the elderly and young and middle-aged populations and require different prevention strategies. In 2009, falls accounted for 30% of accidental deaths. Rate not reported if below threshold of 20. Counts may be available upon request.

Source: Maryland MDH Vital Statistics Administration (VSA) and data retrieved from:  
<https://opendata.maryland.gov/Health-and-Human-Services/SHIP-Fall-Related-Death-Rate-2009-2017/kz6e-axdv>

Created by PCO, OPHI, MDH 12/04/20



**Table 33: Pedestrian Injury Rate on Public Roads 2017 (SHIP)**

Jurisdiction	Rate*
<b>State</b>	<b>53.5</b>
Allegany	-
Anne Arundel	37.3
Baltimore City	183.4
Baltimore County	54.4
Calvert	-
Caroline	-
Carroll	11.9
Cecil	27.3
Charles	26.9
Dorchester	-
Frederick	23.4
Garrett	-
Harford	25.8
Howard	18.1
Kent	-
Montgomery	46.1
Prince George's	48.6
Queen Anne's	-
Saint Mary's	-
Somerset	92.6
Talbot	-
Washington	38.5
Wicomico	40.8
Worcester	81.3

\*This indicator shows the rate of pedestrian injuries on public roads per 100,000 population. Maintaining pedestrian safety is a key element in preventing motor vehicle injuries and fatalities. Children are especially at risk for pedestrian injuries and fatalities.

Rate not reported if below threshold of 20. Counts may be available upon request.

Source: Crash data reported by the Maryland Highway Safety Office (MHSO) are obtained from the State Highway Administration (SHA) which maintains a database derived from crash reports submitted to, and processed and approved by, the Maryland State Police (MSP) and data retrieved from:

<https://opendata.maryland.gov/Health-and-Human-Services/SHIP-Pedestrian-Injury-Rate-on-Public-Roads-2009-2/8iqk-udpa>

Created by PCO, OPHI, MDH 12/04/20

**Table 34: Affordable Housing 2019 (SHIP)**

Jurisdiction	Rate*
<b>State</b>	<b>46.1</b>
Allegany	96.9
Anne Arundel	23.4
Baltimore City	84.8
Baltimore County	60.9
Calvert	48.4
Caroline	72.1
Carroll	28.4
Cecil	76.4
Charles	29.5
Dorchester	59.8
Frederick	38.8
Garrett	53.2
Harford	51.6
Howard	27.9
Kent	57
Montgomery	29.7
Prince George's	41.2
Queen Anne's	30.3
Saint Mary's	47.8
Somerset	82.9
Talbot	28
Washington	68.6
Wicomico	85.3
Worcester	62.7

\*This indicator shows the percentage of housing units sold that are affordable on the median teacher's salary for a 10% down payment. Affordable housing can improve health by providing greater stability and reducing stress. Having affordable housing can allow family resources to be used for other needs like healthy food and healthcare.

Source: Data request from the Maryland Department of Planning (MDP)

Created by PCO, OPHI, MDH 12/04/20

**Table 35: Adolescents Who Received A Wellness Checkup In The Last Year 2017 (SHIP)**

Jurisdiction	Rate*
<b>State</b>	<b>54.6</b>
Allegany	48.7
Anne Arundel	53.1
Baltimore City	49.9
Baltimore County	54.4
Calvert	44.6
Caroline	59.3
Carroll	46.5
Cecil	47.4
Charles	49.2
Dorchester	55.9
Frederick	50.2
Garrett	38.4
Harford	48.3
Howard	56.8
Kent	46.6
Montgomery	64.5
Prince George's	59.5
Queen Anne's	49
Saint Mary's	43.7
Somerset	59.3
Talbot	60.7
Washington	47
Wicomico	56.2
Worcester	53

\*This indicator reflects the percentage of adolescents (ages 13-20 years old) enrolled in Medicaid (320+ days) who received at least one well child visit during the past year. Adolescents are at heightened risk for a variety of poor health outcomes associated with: violence (homicide/suicide/intimate partner); injuries (motor vehicle/occupational/sports related); substance use and abuse; sexually transmitted infections, including HIV; unplanned pregnancies and homelessness. Well child visits provide the opportunity for health care providers to engage in primary, secondary, and tertiary prevention of poor health outcomes associated with these factors resulting in prevention, early detection, and treatment for issues that can otherwise have a life-long devastating impact on individuals.

Source: Maryland Medicaid Service Utilization and data retrieved from:  
<https://opendata.maryland.gov/Health-and-Human-Services/SHIP-Adolescents-Who-Received-A-Wellness-Checkup-1/neq8-2z7a>

Created by PCO, OPHI, MDH 12/04/20

**Table 36: Children Receiving Dental Care In The Last Year 2017 (SHIP)**

Jurisdiction	Rate*
<b>State</b>	<b>63.7</b>
Allegany	56
Anne Arundel	61.4
Baltimore City	61.5
Baltimore County	62.9
Calvert	58.6
Caroline	69.1
Carroll	58.3
Cecil	59.3
Charles	50.3
Dorchester	63.4
Frederick	68.6
Garrett	63.1
Harford	59.1
Howard	67.1
Kent	69.4
Montgomery	71.4
Prince George's	64.8
Queen Anne's	67.5
Saint Mary's	57.7
Somerset	71.5
Talbot	71.5
Washington	58.3
Wicomico	60
Worcester	62.7

\*This indicator reflects the percentage of children (aged 0-20 years) enrolled in Medicaid (320+ days) who received at least one dental visit during the past year. Poor oral health can lead to problems with nutrition, growth, school and workplace readiness, and speech. Adoption and use of recommended oral hygiene measures are critical to maintaining overall health.

Source: Maryland Medicaid Service Utilization and data retrieved from:  
<https://opendata.maryland.gov/Health-and-Human-Services/SHIP-Children-Receiving-Dental-Care-In-The-Last-Ye/g72j-3f3c>

Created by PCO, OPHI, MDH 12/04/20

**Table 37: Persons With A Usual Primary Care Provider 2017 (SHIP)**

Jurisdiction	Rate*
<b>State</b>	<b>83.2</b>
Allegany	81.7
Anne Arundel	83.4
Baltimore City	83
Baltimore County	88.2
Calvert	86.6
Caroline	79.3
Carroll	94
Cecil	83.5
Charles	82.6
Dorchester	92.1
Frederick	85.4
Garrett	88.3
Harford	83.3
Howard	86.9
Kent	93
Montgomery	78
Prince George's	78.9
Queen Anne's	88.8
Saint Mary's	74.2
Somerset	81.8
Talbot	89.8
Washington	88.6
Wicomico	85.5
Worcester	86.6

\*This indicator shows the percentage of people who reported that they had one person they think of as their personal doctor or healthcare provider.

Source: Maryland MDH Behavioral Risk Factor Surveillance System (BRFSS) ([www.marylandbrfss.org](http://www.marylandbrfss.org)) and data retrieved from: <https://opendata.maryland.gov/Health-and-Human-Services/SHIP-Persons-With-A-Usual-Primary-Care-Provider-20/9and-3sqp>

Created by PCO, OPHI, MDH 12/04/20

**Table 38: Uninsured ED Visits 2017 (SHIP)**

Jurisdiction	Rate*
<b>State</b>	<b>8.6</b>
Allegany	4.2
Anne Arundel	8.2
Baltimore City	7.7
Baltimore County	7.9
Calvert	4.6
Caroline	5.8
Carroll	3.9
Cecil	4.2
Charles	7.6
Dorchester	4.8
Frederick	8.8
Garrett	5.4
Harford	2.8
Howard	6.2
Kent	3.6
Montgomery	13.4
Prince George's	14.9
Queen Anne's	5.1
Saint Mary's	4
Somerset	6.4
Talbot	5.2
Washington	6.6
Wicomico	8.3
Worcester	6.4

\*This indicator shows the percentage of persons without health (medical) insurance. People without health insurance are more likely to be in poor health than the insured. Lack of health insurance can result in increased visits to the emergency department and decreased routine care visits with a primary care provider.

Source: Maryland Health Services Cost Review Commission (HSCRC), Research Level Statewide Outpatient Data Files and data retrieved from: <https://opendata.maryland.gov/Health-and-Human-Services/SHIP-Uninsured-ED-Visits-2008-2017/agvq-6ter>

Created by PCO, OPHI, MDH 12/04/20

**Table 39: Age-Adjusted Mortality Rate from Cancer 2015-2017 (SHIP)**

Jurisdiction	Rate*
<b>State</b>	<b>154.5</b>
Allegany	164.8
Anne Arundel	153.9
Baltimore City	201.9
Baltimore County	167.8
Calvert	161.9
Caroline	169
Carroll	147.5
Cecil	192.3
Charles	154.5
Dorchester	188.5
Frederick	148.2
Garrett	147
Harford	164.1
Howard	117.6
Kent	147.3
Montgomery	115.2
Prince George's	157.8
Queen Anne's	143.2
Saint Mary's	165
Somerset	176.6
Talbot	119.1
Washington	159.3
Wicomico	196.8
Worcester	171.7

\*This indicator shows the age-adjusted mortality rate from cancer (per 100,000 population). Maryland's age adjusted cancer mortality rate is higher than the US cancer mortality rate. Cancer impacts people across all population groups, however wide racial disparities exist.

Source: Maryland MDH Vital Statistics Administration (VSA) and data retrieved from:  
<https://opendata.maryland.gov/Health-and-Human-Services/SHIP-Cancer-Mortality-Rate-2009-2017/sy7q-56ei>

Created by PCO, OPHI, MDH 12/04/20

**Table 40: Emergency Department Visit Rate Due To Diabetes 2017 (SHIP)**

Jurisdiction	Rate*
<b>State</b>	<b>243.7</b>
Allegany	286.1
Anne Arundel	187.4
Baltimore City	584.6
Baltimore County	224.6
Calvert	273.6
Caroline	304.5
Carroll	134.9
Cecil	272.2
Charles	245
Dorchester	525.2
Frederick	181.6
Garrett	381.2
Harford	216.3
Howard	119.8
Kent	304.1
Montgomery	127.9
Prince George's	229.2
Queen Anne's	144.6
Saint Mary's	299.5
Somerset	381
Talbot	314.5
Washington	297.1
Wicomico	530.9
Worcester	310.5

\*This indicator shows the emergency department visit rate due to diabetes (per 100,000 population). Diabetes can lead to blindness, heart and blood vessel disease, stroke, kidney failure, amputations, nerve damage, pregnancy complications and birth defects. Emergency department visits for diabetes- related complications may signify that the disease is uncontrolled. In Maryland, there were 12,907 emergency department visits for primary diagnosis of diabetes in 2014.

Source: Maryland Health Services Cost Review Commission (HSCRC), Research Level Statewide Outpatient Data Files and data retrieved from: <https://opendata.maryland.gov/Health-and-Human-Services/SHIP-Emergency-Department-Visit-Rate-Due-To-Diabet/e6q8-2q3b>

Created by PCO, OPHI, MDH 12/04/20



**Table 41: Emergency Department Visit Rate Due To Hypertension 2017 (SHIP)**

Jurisdiction	Rate*
<b>State</b>	<b>351.2</b>
Allegany	453.3
Anne Arundel	271.5
Baltimore City	755.2
Baltimore County	340.7
Calvert	359.2
Caroline	407.3
Carroll	201.4
Cecil	273.5
Charles	469.9
Dorchester	786
Frederick	214.3
Garrett	303.8
Harford	401.3
Howard	203
Kent	429.4
Montgomery	209.1
Prince George's	334.8
Queen Anne's	275.7
Saint Mary's	519
Somerset	460.4
Talbot	409.1
Washington	318.1
Wicomico	743.3
Worcester	417.2

\*This indicator shows the rate of emergency department visits due to hypertension (per 100,000 population). In Maryland, 30% of all deaths were attributed to heart disease and stroke. Heart disease and stroke can be prevented by control of high blood pressure.

Source: Maryland Health Services Cost Review Commission (HSCRC), Research Level Statewide Outpatient Data Files and data retrieved from: <https://opendata.maryland.gov/Health-and-Human-Services/SHIP-Emergency-Department-Visit-Rate-Due-To-Hypert/kkww-z6q5>

Created by PCO, OPHI, MDH 12/04/20

**Table 42: Drug-Induced Death Rate 2015-2017 (SHIP)**

Jurisdiction	Rate*
<b>State</b>	<b>30.9</b>
Allegany	52.6
Anne Arundel	35.4
Baltimore City	74.3
Baltimore County	43.9
Calvert	36.9
Caroline	-
Carroll	36.1
Cecil	53.2
Charles	27
Dorchester	-
Frederick	31.4
Garrett	-
Harford	35.5
Howard	17.2
Kent	-
Montgomery	11
Prince George's	12.7
Queen Anne's	-
Saint Mary's	26.9
Somerset	-
Talbot	-
Washington	40.2
Wicomico	30.5
Worcester	48.7

\*This indicator shows the drug-induced death rate per 100,000 population. Drug induced deaths include all deaths for which illicit or prescription drugs are the underlying cause.

†Rate not reported if below threshold of 20. Counts may be available upon request.

Source: Maryland MDH Vital Statistics Administration (VSA) and data retrieved from:  
<https://opendata.maryland.gov/Health-and-Human-Services/SHIP-Drug-Induced-Death-Rate-2009-2017/eekg-2ryj>

Created by PCO, OPHI, MDH 12/04/20

**Table 43: Emergency Department Visits Related To Mental Health Conditions 2017 (SHIP)**

Jurisdiction	Rate*
<b>State</b>	<b>4291.5</b>
Allegany	3309.6
Anne Arundel	5734.1
Baltimore City	10093.5
Baltimore County	4210.1
Calvert	2999.1
Caroline	7556.2
Carroll	4216
Cecil	9584.2
Charles	2817.6
Dorchester	11251.8
Frederick	3064.1
Garrett	7967.6
Harford	3020.2
Howard	3082.1
Kent	13662.1
Montgomery	2312.1
Prince George's	1955.6
Queen Anne's	6119.5
Saint Mary's	6173.1
Somerset	2696.1
Talbot	7661.6
Washington	5410.8
Wicomico	2897.6
Worcester	3502.8

\*This indicator shows the rate of emergency department visits related to mental health disorders\*\* (per 100,000 population). Mental health problems can place a heavy burden on the healthcare system, particularly when persons in crisis utilize emergency departments instead of other sources of care when available. In Maryland, there were 207,650 mental health disorder-related emergency department visits in 2014. \*\*\*Diagnoses include adjustment disorders, anxiety disorders, attention deficit disorders, disruptive behaviour disorders, mood disorders, personality disorders, schizophrenia and other psychotic disorders, suicide and intentional self-inflicted injury and miscellaneous mental disorders.

Source: Maryland Health Services Cost Review Commission (HSCRC), Research Level Statewide Outpatient Data Files and data retrieved from: <https://opendata.maryland.gov/Health-and-Human-Services/SHIP-Emergency-Department-Visits-Related-To-Mental/xiqr-nb66>

Created by PCO, OPHI, MDH 12/04/20

**Table 44: Hospitalization Rate Related To Alzheimer's Or Other Dementias 2017 (SHIP)**

Jurisdiction	Rate*
<b>State</b>	<b>515.5</b>
Allegany	704.7
Anne Arundel	474.8
Baltimore City	820.2
Baltimore County	559
Calvert	436.9
Caroline	500.9
Carroll	452.3
Cecil	535.3
Charles	457.2
Dorchester	464.2
Frederick	494.9
Garrett	370.1
Harford	465.4
Howard	501.2
Kent	445.9
Montgomery	387.3
Prince George's	549.3
Queen Anne's	340.9
Saint Mary's	553.3
Somerset	365.1
Talbot	317.8
Washington	544
Wicomico	543.9
Worcester	407.7

\*This indicator shows the rate of hospitalizations related to Alzheimer's or other dementias (per 100,000 population). In the US, an estimated 5.8 million people are living with Alzheimer's disease in 2020. Reducing the proportion of hospitalizations related to Alzheimer's and other dementias can decrease burdens on individuals, families, and the health care system.

Source: Maryland Health Services Cost Review Commission (HSCRC), Research Level Statewide Inpatient Data Files and data retrieved from: <https://opendata.maryland.gov/Health-and-Human-Services/Hospitalization-Rate-Related-To-Alzheimer-s-Or-Oth/bp3u-42uv>

Created by PCO, OPHI, MDH 12/04/20

**Table 45: Annual Season Influenza Vaccinations 2017 (SHIP)**

Jurisdiction	Rate*
<b>State</b>	<b>44.6</b>
Allegany	35.5
Anne Arundel	46.7
Baltimore City	41.7
Baltimore County	48.7
Calvert	49.8
Caroline	34.6
Carroll	50.9
Cecil	47.4
Charles	38.1
Dorchester	53.2
Frederick	43.6
Garrett	31.6
Harford	47.1
Howard	49.3
Kent	44
Montgomery	54
Prince George's	41.4
Queen Anne's	54.2
Saint Mary's	37.9
Somerset	54.9
Talbot	49.9
Washington	42.2
Wicomico	49.1
Worcester	49

\*This indicator shows the percentage of adults who are vaccinated annually against seasonal influenza. For many people, the seasonal flu is a mild illness, but for some it can lead to pneumonia, hospitalization, or death. Vaccination of persons in high risk populations is especially important to reduce their risk of severe illness or death.

Source: Maryland MDH Behavioral Risk Factor Surveillance System (BRFSS) ([www.marylandbrfss.org](http://www.marylandbrfss.org)) and data retrieved from: <https://opendata.maryland.gov/Health-and-Human-Services/SHIP-Annual-Season-Influenza-Vaccinations-2011-201/3abd-txk7>

Created by PCO, OPHI, MDH 12/04/20

**Table 46: Emergency Department Visit Rate Due To Asthma 2017 (SHIP)**

Jurisdiction	Rate*
<b>State</b>	<b>68.4</b>
Allegany	79.8
Anne Arundel	45.4
Baltimore City	222
Baltimore County	68
Calvert	56.6
Caroline	61.8
Carroll	35.7
Cecil	73.8
Charles	72.8
Dorchester	136.9
Frederick	41.3
Garrett	63.6
Harford	56.4
Howard	30.3
Kent	119.8
Montgomery	29.3
Prince George's	48.9
Queen Anne's	51.2
Saint Mary's	68.1
Somerset	122.9
Talbot	72.1
Washington	66
Wicomico	102.9
Worcester	79.1

\*This indicator shows the rate of emergency department visits due to asthma per 10,000 population. Asthma is a chronic health condition which causes very serious breathing problems. When properly controlled through close outpatient medical supervision, individuals and families can manage their asthma without costly emergency intervention. In Maryland, there are nearly 50,000 emergency department visit related to asthma each year.

Source: Maryland Health Services Cost Review Commission (HSCRC), Research Level Statewide Outpatient Data Files and data retrieved from: <https://opendata.maryland.gov/Health-and-Human-Services/SHIP-Emergency-Department-Visit-Rate-Due-To-Asthma/b5i6-2qym>

Created by PCO, OPHI, MDH 12/04/20

**Table 47: Age-Adjusted Mortality Rate From Heart Disease 2015-2017 (SHIP)**

Jurisdiction	Rate*
<b>State</b>	<b>166.4</b>
Allegany	230.6
Anne Arundel	158.5
Baltimore City	241.4
Baltimore County	179.3
Calvert	188
Caroline	188.4
Carroll	174.1
Cecil	205.3
Charles	166.7
Dorchester	213.4
Frederick	165.1
Garrett	208.6
Harford	167.1
Howard	106.2
Kent	163.6
Montgomery	100.2
Prince George's	178.1
Queen Anne's	166.7
Saint Mary's	156.7
Somerset	300.9
Talbot	132.4
Washington	188.3
Wicomico	233.3
Worcester	198.6

\*This indicator shows the age-adjusted mortality rate from heart disease (per 100,000 population). Heart disease is the leading cause of death in Maryland accounting for 25% of all deaths. Between 2012-2014, over 30,000 people died of heart disease in Maryland.

Source: Maryland MDH Vital Statistics Administration (VSA) and data retrieved from:  
<https://opendata.maryland.gov/Health-and-Human-Services/SHIP-Age-Adjusted-Mortality-Rate-From-Heart-Diseas/e3du-cv4i>

Created by PCO, OPHI, MDH 12/04/20

**Table 48: Emergency Department Visits For Addictions-Related Conditions 2017 (SHIP)**

Jurisdiction	Rate*
<b>State</b>	<b>2017</b>
Allegany	1764.1
Anne Arundel	1648.2
Baltimore City	6633.6
Baltimore County	1689
Calvert	1281.1
Caroline	1268.2
Carroll	1238.1
Cecil	2084.1
Charles	1341.4
Dorchester	2441.7
Frederick	1180.2
Garrett	1156.3
Harford	1646.8
Howard	786.2
Kent	1754.5
Montgomery	1528.4
Prince George's	1423
Queen Anne's	1521.7
Saint Mary's	1471.3
Somerset	1538.3
Talbot	2045.1
Washington	2307.2
Wicomico	1643.3
Worcester	1977.1

\*This indicator shows the rate of emergency department visits related to substance abuse disorders\* (per 100,000 population). Substance abuse problems can place a heavy burden on the healthcare system, particularly when persons in crisis utilize emergency departments instead of other sources of care when available. In Maryland, there were 96,991 emergency department visits for substance related disorders from 2012-2014. \*\*Diagnoses include alcohol- related disorders and drug related disorders.

Source: Maryland Health Services Cost Review Commission (HSCRC), Research Level Statewide Outpatient Data Files and data retrieved from: <https://opendata.maryland.gov/Health-and-Human-Services/SHIP-Emergency-Department-Visits-For-Addictions-Re/n4s3-z5pf>

Created by PCO, OPHI, MDH 12/04/20



**Table 49: Emergency Department Visit Rate For Dental Care 2017 (SHIP)**

Jurisdiction	Rate*
<b>State</b>	<b>362.7</b>
Allegany	549.9
Anne Arundel	216
Baltimore City	1048.7
Baltimore County	281.1
Calvert	370.6
Caroline	589.8
Carroll	168.2
Cecil	813.4
Charles	362.6
Dorchester	1954
Frederick	175.3
Garrett	553.9
Harford	361.3
Howard	92
Kent	804.6
Montgomery	112.2
Prince George's	200.5
Queen Anne's	362.6
Saint Mary's	441.5
Somerset	982.2
Talbot	666.1
Washington	511.1
Wicomico	1346.1
Worcester	1051.9

\*This indicator shows the emergency department visit rate related to dental problems (per 100,000 population). The utilization of dental services in Emergency departments has steadily risen over the last decade. Dental Emergency department visits are growing as a percentage of all Emergency department visits throughout the United States. In 2014, there were 52,631 outpatient dental visits in Emergency department in Maryland.

Source: Maryland Health Services Cost Review Commission (HSCRC), Research Level Statewide Outpatient Data Files and data retrieved from: <https://opendata.maryland.gov/Health-and-Human-Services/SHIP-Emergency-Department-Visit-Rate-For-Dental-Ca/uwst-7igm>

Created by PCO, OPHI, MDH 12/04/20

## Appendix B: Shortage Designation Development and Health Care Resource Supplementary Tables

- Table 1: Health Professional Shortage Area Residential Designations by Type and Percent of Population, Maryland 2020
- Table 2: Health Professional Shortage Area New, Updated, and Lost by Calendar Year for Primary Care, Dental Care, and Mental Health Care, Maryland 2016-2020
- Table 3: Health Professional Shortage Area Designations by Jurisdiction, Name, ID, FTE Shortages and Discipline, Maryland 2020
- Table 4: Medically Underserved Areas and Medically Underserved Populations (MUA/Ps) by Jurisdiction and Population Percentage, Maryland 2020
- Table 5: MUA/P Designations by Jurisdiction, Name, ID, and Discipline, Maryland 2020
- Table 6: Number of Federally Qualified Health Centers (FQHCs) by Jurisdiction, Maryland 2020
- Table 7: Federally Qualified Health Center (FQHC) Sites Approved by Year, Maryland 2015-2020
- Table 8: SBHC Programs by Jurisdiction, Level of Service, and Telehealth, Maryland 2019-2020
- Table 9: NHSC Number of Providers by Discipline, Maryland, and U.S., 2019-2020
- Table 10: NHSC Number of Providers by Program Enrollment, Maryland, 2019-2020
- Table 11: NHSC Providers by Jurisdiction, Maryland, 2020
- Table 12: NHSC and Nurse Corps Opportunities and Approved Sites by Jurisdiction, Maryland, 2020
- Table 13: Loan Assistance Awardees by Specialty, Maryland 2018-2019
- Table 14: Loan Assistance Awardees by Jurisdiction, Maryland 2018-2019
- Table 15: J-1 Visa Waiver Physicians by Jurisdiction, Maryland 2018-2020
- Table 16: J-1 Visa Waiver Physicians by Type, Specialty and Placement, Maryland 2018-2020
- Table 17: Tax Credit Program Applicants and Funding Maryland, 2017-2020
- Table 18: Tax Credit Type of Preceptors, Maryland 2017-2020
- Table 19: Primary Care and Mental Health FTEs and Population Ratios per Jurisdiction, Maryland, 2020
- Table 20: AHEC Clinical Rotation Placements, Maryland 2018-2020
- Table 21: Prevention Program OMPP Strategies Per Jurisdiction, Maryland, 2021
- Table 22: Prevention Program Substance Abuse Block Grant Strategies Per Jurisdiction, Maryland, 2021

Table 1: HPSA Residential Designations by Type and Percent of Population, Maryland, as of 1/7/21

Jurisdictions	HPSA Designations by Type and Percent of Population Designated								
	Dental Care			Mental Health Care			Primary Care		
	Total Designations	Facility Designations <sup>1</sup>	Population Designated <sup>2,5</sup> (%)	Total Designations	Facility Designations <sup>1</sup>	Population Designated <sup>2,5</sup> (%)	Total Designations	Facility Designations <sup>1</sup>	Population Designated <sup>2,5</sup> (%)
Allegany <sup>3</sup>	2	1	35%	3	2	35%	2	1	35%
Anne Arundel <sup>3</sup>	1	0	1%	2	1	1%	1	0	1%
Baltimore City <sup>3,4</sup>	7	0	45%	5	0	34%	10	0	48%
Baltimore County <sup>3,4</sup>	2	0	3%	2	0	2%	2	0	8%
Calvert	0	0	0%	1	0	100%	1	0	13%
Caroline <sup>3</sup>	1	0	31%	1	0	31%	1	0	31%
Carroll	1	0	32%	0	0	0%	0	0	0%
Cecil	0	0	0%	1	0	100%	0	0	0%
Charles	0	0	0%	1	0	100%	1	0	10%
Dorchester <sup>3</sup>	1	0	37%	1	0	37%	1	0	37%
Frederick <sup>4</sup>	1	0	100%	1	0	8%	1	0	8%
Garrett <sup>3</sup>	1	0	34%	1	0	100%	1	0	35%
Harford	2	0	20%	1	0	100%	1	0	9%
Howard	0	0	0%	0	0	0%	0	0	0%
Kent <sup>3</sup>	1	0	100%	1	0	28%	1	0	21%
Montgomery <sup>3</sup>	1	0	2%	1	0	2%	1	0	2%
Prince George's <sup>3</sup>	1	0	3%	1	0	3%	3	0	30%
Queen Anne's <sup>3</sup>	1	0	100%	0	0	0%	1	0	6%
Saint Mary's	0	0	0%	1	0	100%	1	0	32%
Somerset <sup>3</sup>	1	0	36%	1	0	100%	1	0	34%
Talbot	1	0	100%	0	0	0%	0	0	0%
Washington <sup>3</sup>	1	0	13%	1	1	0%	1	0	1%
Wicomico <sup>3,4</sup>	1	0	34%	1	0	35%	1	0	34%
Worcester <sup>3</sup>	1	0	27%	1	0	100%	1	0	28%
<b>Maryland Total</b>	<b>28</b>	<b>1</b>	<b>16%</b>	<b>28</b>	<b>4</b>	<b>18%</b>	<b>33</b>	<b>1</b>	<b>15%</b>

Sources:

Health Resources and Services Administration, Data Download (<http://datawarehouse.hrsa.gov/tools/analyzers/hpsafind.aspx>), 01/07/2021

American Community Survey, 2018 Estimate Civilian noninstitutional population: Persons 16 years of age and older residing in Maryland, who are not inmates of institutions (e.g., penal and mental facilities, homes for the aged), and who are not on active duty in the Armed Forces.

<sup>1</sup> Facility designations only include Correctional Facilities. Types of FQHCs/Auto HPSAs are not included in this chart.

<sup>2</sup> Population designated only includes Resident Civilian Population, not facility population.

<sup>3</sup> Residential Designations contain approved Medicaid Eligible and/or Low-Income Population HPSA designations.

<sup>4</sup> For Low-Income Designations, population data at 200% below Federal Poverty Line (FPL) was used and provided by the American Community Survey during the designated HPSA's calendar year.

<sup>5</sup> While HPSA designations may overlap counties, the percentage of population designated pertains only to the jurisdiction that it corresponds to.

\*This is current data as of 1/7/21. The Primary Care Office (PCO) is in the process of renewing and updating all HPSAs for 2021 per the requirements of HRSA.

**Table 2: Health Professional Shortage Area (HPSA) New, Updated, and Lost by Calendar Year (CY) for Primary Care, Dental Health, and Mental Health, Maryland 2016-2020**

CY	Dental HPSAs <sup>1, 2, 3</sup>			Mental HPSAs <sup>1, 2, 3</sup>			Primary Care HPSAs <sup>1, 2, 3</sup>			Total New & Update <sup>1, 2, 3</sup>	Total HPSAs Lost <sup>1, 2, 3</sup>
	New	Update	Lost	New	Update	Lost	New	Update	Lost		
2016	0	0	0	1	0	0	1	0	0	2	0
2017	7	1	0	8	2	0	9	6	0	33	0
2018	14	0	5	5	2	5	10	0	8	31	18
2019	5	18	18	5	20	22	4	19	19	71	59
2020	0	2	1	5	1	2	0	1	1	9	4
<b>Total</b>	<b>26</b>	<b>21</b>	<b>24</b>	<b>24</b>	<b>25</b>	<b>29</b>	<b>24</b>	<b>26</b>	<b>28</b>	<b>146</b>	<b>81</b>

1. All HPSA types have been included (facility, auto HPSAs, geographic, and population designations).
2. Current HPSAs may not be included if an update was not required.
3. Some HPSAs lost may have been resubmitted as a new HPSA.

Source:

Health Resources and Services Administration HPSA Find, <https://data.hrsa.gov/tools/shortage-area/hpsa-find>, 1/27/21

Created by PCO, OPHI, MDH, 1/28/21

**Table 3: Health Professional Shortage Area (HPSA) Designations by Jurisdiction, Name, ID, Number of Full Time Employee (FTE) Shortages, and Discipline, Maryland as of 1/7/21**

Jurisdictions	Discipline	HPSA Names	ID	Total HPSAs	FTE Short
Allegany	Dental Health	FCI-Cumberland	6247575772	7	0.66
		ME- Allegany County	6245148455		3.04
	Mental Health	Western Correctional Institution	7248710765		0.80
		FCI-Cumberland	7244400765		0.49
		ME - Allegany County	7242304379		1.11
	Primary Care	FCI-Cumberland	1243913784		0.98
ME-Hancock and Allegany County		1248152074	2.5		
Anne Arundel	Dental Health	Owensville Primary Care, Inc.	6249992442	7	*
		ME-Upper Anne Arundel/Lower Baltimore Counties	6246167280		2.74
	Mental Health	Owensville Primary Care, Inc.	7249992425		*
		ME-Upper Anne Arundel & Lower Baltimore Counties	7244984465		0.76
		Maryland Correctional Institution - Jessup	7244610817		0.52
	Primary Care	Owensville Primary Care, Inc.	1249992471		*
ME-Upper Anne Arundel & Lower Baltimore Counties		1241635545	2.33		
Baltimore City	Dental Health	Chase Brexton Health Services, Inc	6249992438	40	*
		Total Health Care, Inc.	6249992432		*
		Family Health Centers of Baltimore, Inc.	6249992433		*
		Baltimore Medical System, Inc.	6249992441		*
		Park West Health Systems Incorporated	6249992431		*
		Health Care for the Homeless, Inc.	6249992460		*
		South Baltimore City	6248128735		5.02
		East Baltimore City	6245137562		3.56
		ME- East Central Baltimore	6241429588		5.10
		ME-West Central Baltimore City	6245283751		17.19
		ME-North Central Baltimore	6243063689		2.74
		ME-South East Baltimore City	6249262689		3.81
		ME - Claremont	6249324585		4.41
	Mental Health	Chase Brexton Health Services, Inc	7249992421		*
		Health Care for the Homeless, Inc.	7249992429		*
		Park West Health Systems Incorporated	7249992414		*
		Baltimore Medical System, Inc.	7249992420		*
		Total Health Care, Inc.	7249992415		*
		Family Health Centers of Baltimore, Inc.	7249992416		*
		LI - Northwest Baltimore City	7242417275		1.527
		ME-Southeastern Baltimore City	7247682953		1.61
		ME-East Baltimore City	7247645787		3.338
		ME - South Baltimore	7243326528		3.64
Primary Care	ME-West Central Baltimore City	7249196444	4.01		
	Chase Brexton Health Services, Inc	1249992469	*		
Total Health Care, Inc.	1249992464	*			

Jurisdictions	Discipline	HPSA Names	ID	Total HPSAs	FTE Short
Baltimore City Cont'd	Primary Care	Family Health Centers of Baltimore, Inc.	1249992465		*
		Baltimore Medical System, Inc.	1249992459		*
		Park West Health Systems Incorporated	1249992463		*
		Health Care for the Homeless, Inc.	1249992461		*
		LI - North Central Baltimore City	1246870224		2.867
		ME-Harford SA	1246952115		1.39
		ME-Southeastern Baltimore City	1249973555		5.53
		West Central Baltimore	1244131967		29.61
		ME - North Baltimore	1246280429		3.05
		ME-Glen-Falstaff	1246539011		1.15
		ME-Southern Park Heights	1245347051		0.17
		ME-East Baltimore City	1249627494		3.32
		ME-Southern Baltimore City	1247601831		1.00
ME-West Baltimore City	1242899029	4.13			
Baltimore County	Dental Health	ME-Dundalk	6244405870	6	1.98
		ME-Upper Anne Arundel/Lower Baltimore Counties	6246167280		2.74
	Mental Health	LI - Northwest Baltimore City	7242417275		1.527
		ME-Upper Anne Arundel & Lower Baltimore Counties	7244984465		0.76
	Primary Care	ME-Middle River	1245210171		8.02
		ME-Upper Anne Arundel & Lower Baltimore Counties	1241635545		2.33
Calvert	Mental Health	Calvert County	7248328131	2	1.83
	Primary Care	Calvert/Saint Leonard	1248956981		3.39
Caroline	Dental Health	Choptank Community Health System, Inc.	6249992436	6	*
		ME-Caroline County	6244377071		2.32
	Mental Health	Choptank Community Health System, Inc.	7249992419		*
		ME-Caroline County	7247593853		2.11
	Primary Care	Choptank Community Health System, Inc.	1249992467		*
		ME-Caroline County	1249599297		2.89
Carroll	Dental Health	West Carroll County	6247450378	1	10.86
Cecil	Dental Health	West Cecil Health Center, Inc	6249992451	4	*
	Mental Health	West Cecil Health Center, Inc	7249992430		*
		Cecil County	7243597412		4.14
	Primary Care	West Cecil Health Center, Inc	1249992480		*
Charles	Mental Health	Charles County	7244474378	2	4.01
	Primary Care	South Charles County	1245694383		3.36
Dorchester	Dental Health	ME-Dorchester County	6244438849	3	2.51
	Mental Health	ME - Dorchester County	7245325710		2.23
	Primary Care	ME- Dorchester County	1247385157		2.12
Frederick	Dental Health	City of Frederick	624999245E	6	*
		Frederick County	6245769575		28.91
	Mental Health	City of Frederick	724999243J		*
		LI-Downtown Frederick	7248684965		1.22

Jurisdictions	Discipline	HPSA Names	ID	Total HPSAs	FTE Short
Frederick Cont'd	Primary Care	City of Frederick	124999248P		*
		LI-Downtown Frederick	1244252656		0.1
Garrett	Dental Health	Western Maryland Health Care Corporation	6249992446	6	*
		ME- Garrett County	6244057090		1.53
	Mental Health	Western Maryland Health Care Corporation	7249992427		*
		Garrett County	7249043424		0.95
	Primary Care	Western Maryland Health Care Corporation	1249992477		*
		ME-Garrett County	1241790301		0.50
Harford	Dental Health	North Harford	6247206258	4	6.79
		ME - Southern Harford	6243376027		3.11
	Mental Health	Harford County	7241965600		4.38
	Primary Care	Edgewood Service Area	1247612904		3.39
Howard	NA				
Kent	Dental Health	Kent County	6247220531	3	3.7
	Mental Health	Lower Kent County	7246741787		0.28
	Primary Care	ME-Upper Queen Anne and Kent Counties	1247030213		0.01
Montgomery	Dental Health	Community Clinic, Inc., The	6242599654	9	*
		Mobile Medical Care Inc	6246663216		*
		ME - Central Kensington/Wheaton	6241098916		3.39
	Mental Health	Community Clinic, Inc., The	7244243529		*
		Mobile Medical Care Inc	7249992440		*
		ME - Central Kensington/Wheaton	7241430186		1.07
	Primary Care	Community Clinic, Inc., The	1248804085		*
		Mobile Medical Care Inc	124999240F		*
ME-Central Kensington Wheaton		1246599094	2.82		
Prince George's	Dental Health	Greater Baden Medical Service Inc	6249992440	8	*
		Brandywine Service Area	6247559047		5.93
	Mental Health	Greater Baden Medical Service Inc	7249992423		*
		ME-Upper Prince George County	7244297302		0.90
	Primary Care	Greater Baden Medical Service Inc	1249992460		*
		Brandywine	1245301561		3.25
		Landover/ Suitland/Capitol Heights	1248495012		3.91
ME-Greenbelt/Langley/College Park	1246974974	9.40			
Queen Anne's	Dental Health	Queen Anne's County	6246268524	2	9.59
	Primary Care	ME-Upper Queen Anne and Kent Counties	1247030213		0.01
Saint Mary's	Mental Health	St. Mary's County	7247663342	2	4.42
	Primary Care	South St. Mary's County	1247909225		5.46
Somerset	Dental Health	ME-Tri-County Lower Eastern Shore	6248933191	3	9.29
	Mental Health	Somerset County	7241222252		1.3
	Primary Care	ME-Tri-County	1242302896		6.62
Talbot	Dental Health	Talbot County	6244962197	1	7.45
Washington	Dental Health	ME-Hagerstown	6244342981	9	4.08
		Tri-State Community Health Center	6249992434		*
		Walnut Street Community Health Center, Inc.	6249992443		*

Jurisdictions	Discipline	HPSA Names	ID	Total HPSAs	FTE Short
Washington Cont'd	Mental Health	Roxbury Correctional Institution	7243516315		1.27
		Tri-State Community Health Center	7249992417		*
		Walnut Street Community Health Center, Inc.	7249992426		*
	Primary Care	Tri-State Community Health Center	1249992466		*
		Walnut Street Community Health Center, Inc.	1249992472		*
		ME-Hancock and Allegany County	1248152074		2.50
Wicomico	Dental Health	Three Lower Counties Community Services, Inc.	6249992437	6	*
		ME-Tri-County Lower Eastern Shore	6248933191		9.29
	Mental Health	Three Lower Counties Community Services, Inc.	7249992412		*
		LI - Wicomico County	7244492482		1.945
	Primary Care	Three Lower Counties Community Services, Inc.	1249992468		*
		ME-Tri-County	1242302896		6.62
Worcester	Dental Health	ME-Tri-County Lower Eastern Shore	6248933191	3	9.29
	Mental Health	Worcester County	7244018423		0.98
	Primary Care	ME-Tri-County	1242302896		6.62

\*Indication of Federally Qualified Health Centers (FQHC) which do not list out FTE shortages.

\*\*This is current data as of 1/7/21. The Primary Care Office (PCO) is in the process of renewing and updating all HPSAs for 2021 per the requirements of HRSA.

Sources: Health Resources and Services Administration, Data Download (<http://datawarehouse.hrsa.gov/tools/analyzers/hpsafind.aspx>), 01/07/2021

Created by PCO, OPHI, MDH 1/25/21



**Table 4: Designated Medically Underserved Areas and Medically Underserved Populations (MUA/Ps) by Jurisdiction and Population Percentage, Maryland, as of 1/7/21**

Jurisdictions	MUA			MUP			Resident Civilian Population <sup>1</sup>	Total MUA & MUP Designations in Jurisdiction
	MUA Designations	MUA Designated Population <sup>1</sup>	% Population Designated	MUP Designations	MUP Designated Population <sup>2</sup>	% Population Designated		
Allegany	0	0	0.00	1	24,898	35.10	70,941	1
Anne Arundel	2	17,749	3.08	2	4,729	0.82	575,523	4
Baltimore City	15	456,698	75.81	0	0	0.00	602,443	15
Baltimore County	2	29,321	3.54	0	0	0.00	827,859	2
Calvert	1	92,065	100.00	0	0	0.00	92,065	1
Caroline	1	33,306	100.00	0	0	0.00	33,306	1
Carroll	0	0	0.00	1	22,679	13.48	168,267	1
Cecil	2	9,369	9.13	0	0	0.00	102,644	2
Charles	2	23344	14.46	1	770	0.48	161,476	3
Dorchester	0	0	0.00	1	11,646	36.44	31,960	1
Frederick	1	5,026	1.97	0	0	0.00	254,943	1
Garrett	1	29,133	100.00	0	0	0.00	29,133	1
Harford	0	0	0.00	1	4,807	1.89	253,882	1
Howard	0	0	0.00	0	0	0.00	322,621	0
Kent	1	19,434	100.00	0	0	0.00	19,434	1
Montgomery	1	60,393	5.76	1	31,351	2.99	1,048,478	2
Prince George's	3	129,331	14.22	3	29,389	3.23	909,619	6
Queen Anne's	2	13027	25.98	0	0	0.00	50,148	2

Jurisdictions	MUA			MUP			Resident Civilian Population <sup>1</sup>	Total MUA & MUP Designations in Jurisdiction
	MUA Designations	MUA Designated Population <sup>1</sup>	% Population Designated	MUP Designations	MUP Designated Population <sup>2</sup>	% Population Designated		
Saint Mary's	1	13505	11.98	1	2,550	2.26	112,720	2
Somerset	1	25,606	100.00	0	0	0.00	25,606	1
Talbot	1	5,442	14.68	0	0	0.00	37,074	1
Washington	3	6,778	4.50	2	15,433	10.24	150,656	5
Wicomico	1	1,967	1.91	1	18,396	17.85	103,044	2
Worcester	1	51,960	100.00	0	0	0.00	51,960	1
Maryland Total	42	1,023,454	16.96	15	166,648	2.76	6,035,802	57

<sup>1</sup> American Community Survey, 2018 Estimate Civilian noninstitutional population: Persons 16 years of age and older residing in Maryland, who are not inmates of institutions (e.g., penal and mental facilities, homes for the aged), and who are not on active duty in the Armed Forces.

<sup>2</sup> MUPs include Low-Income Populations and Medicaid Populations which is the population at 200% below Federal Poverty Line (FPL). The population data is provided by American Community Survey and used during the designated HPSA's calendar year.

<sup>3</sup> While HPSA designations may overlap counties, the percentage of the designated population pertains only to the jurisdiction that it corresponds to.

\*This is current data as of 1/27/21.

Note: many of the designated populations are based on the year the MUA/MUP was designated.

Sources:

American Community Survey, 2018 Estimates

Health Resources and Services Administration (HRSA), Data Download (<http://datawarehouse.hrsa.gov/tools/analyzers/muafind.aspx>), 01/07/2021

Created by PCO, OPCA, PHPA, DHMH, 1/28/21

**Table 5: MUA/MUP Designations by Jurisdiction, Name, ID, and Discipline, Maryland, as of 1/7/21**

Jurisdictions	Type	Names	ID	Designation / Update Dates	Total Designations
<b>Allegany</b>	MUA	No MUA			1
	MUP	Medicaid Eligible - Cumberland Service Area	1249548175	12/26/2018	
<b>Anne Arundel</b>	MUA	North Anne Arundel Service Area	6204	3/12/2001	4
		Meade Heights Service Area	7359	8/8/2003	
	MUP	Medicaid Central Annapolis Service Area Low Inc - Owensville	1499 7565	3/6/2014 6/3/2003	
<b>Baltimore City</b>	MUA	Baltimore City Service Area	1483	5/4/1994	15
		Baltimore City Service Area	1484	5/4/1994	
		Baltimore City Service Area	1485	5/4/1994	
		Baltimore City Service Area	1486	5/4/1994	
		Baltimore City Service Area	1487	5/4/1994	
		Baltimore City Service Area	1488	5/4/1994	
		Northwest Baltimore City	1489	2/24/2011	
		Baltimore City Service Area	1490	5/4/1994	
		Baltimore Service Area	1491	5/4/1994	
		Glenwood Service Area	6119	6/23/1999	
		Irvington Service Area	7352	8/5/2003	
		Cross Country/Cheswolde	7794	2/1/2011	
		Brooklyn-Curtis Bay	7966	7/2/2014	
		Frankford Service Area	7972	7/31/2014	
		West Baltimore City Service Area	7974	8/4/2014	
	MUP	No MUP			
<b>Baltimore County</b>	MUA	Middle River	1473	11/18/2010	2
		Lansdown/Highlands	6222	5/24/2001	
	MUP	No MUP			
<b>Calvert</b>	MUA	Calvert Service Area	6191	2/20/2001	1
	MUP	No MUP			
<b>Caroline</b>	MUA	Caroline Service Area	1474	11/1/1978	1
	MUP	No MUP			

Jurisdictions	Type	Names	ID	Designation / Update Dates	Total Designations
Carroll	MUA	No MUA			1
	MUP	Carroll County - Low Income Population Governor's MUP	1246265283	4/8/2015	
Cecil	MUA	Perryville Conowingo Service Area	7283 7502	2/12/2003 11/8/2002	2
	MUP	No MUP			
Charles	MUA	Charles Service Area Charles Service Area	1492 1493	5/11/1994 5/11/1994	3
	MUP	Low Inc - Brandywine Service Area	1481	2/1/1994	
	MUA	No MUA			
Dorchester	MUP	Medicaid Eligible - Dorchester County	7945	12/12/2013	1
	MUA	Frederick Downtown	7695	3/12/2009	
Frederick	MUP	No MUP			1
	MUA	Garrett Service Area	1476	11/1/1978	
Garrett	MUP	No MUP			1
	MUA	No MUA			
Harford	MUP	Aberdeen	7684	10/6/2008	1
	MUA	No MUA			
Howard	MUP	No MUP			0
	MUA	No MUA			
Kent	MUA	Low Inc - Kent County	7290	1/21/2003	1
	MUP	No MUP			
Montgomery	MUA	Aspen Hill	7906	2/20/2013	2
	MUP	Low Inc - Takoma/ Langley	7369	9/11/2003	
Prince George's	MUA	Collington Neighborhood	7848	1/5/2012	6
		Accokeek Neighborhood	7849	1/13/2012	
		District Heights/Capitol Heights Service Area	7968	7/25/2014	
	MUP	Low Inc - Brandywine Service Area	1481	2/1/1994	
		Low Inc - Takoma/ Langley	7369	9/11/2003	
		Medicaid Eligible - College Park	7969	7/30/2014	
Queen Anne's	MUA	Dixon/ Ruthsburg Service Area	1496	7/5/1994	2
		Queenstown Service Area	1500	7/5/1994	
	MUP	No MUP			

Jurisdictions	Type	Names	ID	Designation / Update Dates	Total Designations
<b>Somerset</b>	MUA	Somerset Service Area	1477	12/12/2008	1
	MUP	No MUP			
<b>St. Mary's</b>	MUA	Chaptico/ Milestown Service Area	1494	5/11/1994	2
	MUP	Medicaid Eligible - Lexington Park	7908	3/14/2013	
<b>Talbot</b>	MUA	Western Talbot County	7102	4/16/2010	1
	MUP	No MUP			
<b>Washington</b>	MUA	Rohrersville Service Area	1502	5/11/1994	5
		Sandy Hook Service Area	1503	5/11/1994	
		Keedysville Service Area	1504	5/11/1994	
	MUP	Downtown Hagerstown Medicaid Eligible - Cumberland Service Area	7103 1249548175	11/9/2001 12/26/2018	
<b>Wicomico</b>	MUA	Tyaskin/ Nanticoke Service Area	1495	12/12/2008	2
	MUP	Medicaid Eligible - Salisbury Service Area	1478	8/1/2014	
<b>Worcester</b>	MUA	Worcester Service Area	1479	11/1/1978	1
	MUP	No MUP			

Source:

Health Resources and Services Administration (HRSA), Data Download (<http://datawarehouse.hrsa.gov/tools/analyzers/muafind.aspx>), 01/07/2021

Created by PCO, OPHI, MDH, 1/28/21

**Table 6: Number of Federally Qualified Health Centers (FQHCs) by Jurisdiction, Maryland, as of 01/07/2021**

Jurisdictions	Number of FQHCs
Allegany	3
Anne Arundel	4
Baltimore City	33
Baltimore County	3
Calvert	0
Caroline	13
Carroll	0
Cecil	3
Charles	1
Dorchester	4
Frederick	2
Garrett	2
Harford	3
Howard	3
Kent	1
Montgomery	15
Prince George's	14
Queen Anne's	1
Saint Mary's	1
Somerset	3
Talbot	10
Washington	4
Wicomico	8
Worcester	2
Maryland Total	133

Source:

Health Resources and Services Administration (HRSA), Data Download (<https://data.hrsa.gov/data/download>), 01/07/2021

Created by the PCO, OPHI, MDH, 2/1/21

**Table 7: Federally Qualified Health Center (FQHC) Sites Approved by Year, Maryland, 2015-2020, as of 2/1/21**

<b>Year</b>	<b>Number of FQHC Sites Approved*</b>
2015	12
2016	7
2017	13
2018	8
2019	6
2020	2
<b>Maryland Total</b>	<b>48</b>

\*Includes other FQHCs' states or territories with sites located in Maryland. Does not include administrative sites.

Source:

Health Resources and Services Administration, accessed 2/1/21

<http://datawarehouse.hrsa.gov/data/datadownload/hccddownload.aspx>

Created by the PCO, OPHI, MDH, 2/1/21

**Table 8: SBHC Programs by Jurisdiction, Level of Service, and Telehealth 2019-2020**

**Council on Advancement of School-Based Health Centers  
School-Based Health Center Data**

Chapter 417 of the Acts of 2015 requires the Council to report data on Maryland school-based health centers. This data is provided by the Maryland State Department of Education (MSDE). With input from the Council and support from the Maryland Department of Information Technology (DoIT), MSDE recently revised its annual survey of SBHCs. The new survey will be a powerful tool to collect and ultimately analyze SBHC data. Unfortunately, complete SBHC data for the 2018-2019 and 2019-2020 school years are not yet available, due to delays associated with the survey redesign. The Council hopes to provide information related to SBHC utilization, including enrollment and visits for mental health, somatic, and dental, as a mid-year addendum to the 2020 report.

---



---

<b>Jurisdiction</b>	<b>SBHC Programs</b>	<b>Level 1</b>	<b>Level 2</b>	<b>Level 3</b>	<b>Utilizes Telehealth</b>
<b>Baltimore City</b>	17	11	6	-	10
<b>Baltimore County</b>	13	13	-	-	-
<b>Caroline</b>	9	8	1	-	-
<b>Dorchester</b>	4	-	4	-	-
<b>Frederick</b>	1	1	-	-	-
<b>Harford</b>	5	5	-	-	-
<b>Howard</b>	10	8	2	-	7
<b>Montgomery</b>	13	-	13	-	-
<b>Prince George's</b>	4	-	-	4	-
<b>Talbot</b>	3	3	-	-	-
<b>Washington</b>	3	3	-	-	-
<b>Wicomico</b>	2	-	2	-	-
<b>TOTALS</b>	84	52	28	4	17

---

Source: Maryland State Department of Education

---

Definitions (from the [Maryland School-Based Health Center Standards](#))

Level I: Core School-Based Health Center

A Level I SBHC site must have hours that are at a minimum eight hours per week with a licensed medical clinician present and are open a minimum of two days per week when school is open. Level I SBHC staff must include, at a



minimum, a licensed medical clinician and administrative support staff. There may be additional clinical support staff such as a RN, LPN, or CNA. Note: the licensed medical clinician cannot replace the school nurse.

#### Level II: Expanded School-Based Health Center

The SBHC site must be operational (with an advance practice provider on site) a minimum of twelve hours per week, three to five days for medical care when school is in session. Mental health services must be available on site for a minimum of three days and a minimum of twelve hours per week. The SBHC staff must include at a minimum: A licensed medical clinician; Mental health professional; Clinical support staff (RN, LPN, or CNA); and Administrative support staff.

#### Level III: Comprehensive School-Based Health Center

Medical services must be available a minimum of five days and twenty hours per week. The availability of full-time services needs to be commensurate with the number of students enrolled in the school. The SBHC may rely on other community healthcare providers for 24-hour coverage. Level III or Comprehensive SBHC is available limited hours for defined services for enrolled students during the summer hours. The SBHC is open before, during, and after school hours. The SBHC staff must include at a minimum: A licensed medical clinician; Clinical support staff (RN, LPN, or CNA); Administrative support staff; Mental health professional; and at least one additional service provider such as a general or pediatric dentist, dental hygienist, nutritionist, or health educator for a minimum of four hours per month.

**Table 9: NHSC Number of Providers by Discipline, Maryland, and the United States, 2019-2020**

Discipline	Federal Fiscal Year 2019				Federal Fiscal Year 2020			
	Maryland	% of Total	U.S.	% of Total	Maryland	% of Total	U.S.	% of Total
Primary Health Care	58	34.1	1,319	17.2	72	26.8	5,649	40.1
Dental Health Care	14	8.2	1,584	20.7	17	6.3	1,727	12.3
Mental Health Care	98	57.6	4,749	62.1	180	66.9	6,707	47.6
<b>Total</b>	<b>170</b>	<b>100</b>	<b>7,652</b>	<b>100</b>	<b>269</b>	<b>100</b>	<b>14,083</b>	<b>100</b>

NHSC: National Health Service Corps

**Programs Included:**

- NHSC Scholarship Program
- NHSC Loan Repayment Program
- NHSC Substance Use Disorder Workforce Loan Repayment Program
- NHSC Rural Community Loan Repayment Program
- NHSC Students to Service Loan Repayment Program

**Programs Not Included:**

- State Loan Repayment Program

Source:

Health Resources and Services Administration (HRSA), Data Download, <http://https://data.hrsa.gov/data/download>, 2/2/21

Created by PCO, OPHI, MDH, 2/2/21

**Table 10: NHSC Number of Providers by Program Enrollment in Maryland 2019-2020**

NHSC Program Enrollment	Primary Care			Dental Health Care			Mental Health Care					Total
	LRP	SP	S2S LRP	LRP	SP	S2S LRP	LRP	SUD LRP	RC LRP	SP	S2S LRP	
<b>Federal Fiscal Year 2019</b>	43	9	6	11	3	0	74	23	1	0	0	170
<b>Federal Fiscal Year 2020</b>	56	10	6	15	2	0	118	58	4	0	0	269

NHSC: National Health Service Corps

**Programs Included:**

SP -NHSC Scholarship Program

LRP - NHSC Loan Repayment Program

SUD LRP - NHSC Substance Use Disorder Workforce Loan Repayment Program

RC LRP - NHSC Rural Community Loan Repayment Program

S2S LRP - NHSC Students to Service Loan Repayment Program

**Programs Not Included:**

State Loan Repayment Program

Source: Health Resources and Services Administration (HRSA), Data Download, <http://https://data.hrsa.gov/data/download>, 2/2/21

Created by PCO, OPHI, MDH, 2/2/21

**Table 11: Active NHSC Providers by Jurisdiction and Type, Maryland, as of 2/2/21\***

Jurisdictions	Provider Total	Primary Care				Dental Health Care		Mental Health Care					
		CNM	DO/MD	NP	PA	DDS	RDH	HSP	LCSW	LPC	DO/MD	NP	SUD
Allegany	20	0	0	4	0	0	0	2	2	9	0	3	0
Anne Arundel	9	0	1	2	0	0	1	0	1	2	0	1	1
Baltimore City	161	4	12	29	0	5	0	21	33	23	9	12	13
Baltimore County	12	0	5	4	0	1	0	0	2	0	0	0	0
Calvert	0	0	0	0	0	0	0	0	0	0	0	0	0
Caroline	13	0	4	1	3	3	2	0	0	0	0	0	0
Carroll	0	0	0	0	0	0	0	0	0	0	0	0	0
Cecil	1	0	0	0	0	0	0	0	0	0	1	0	0
Charles	0	0	0	0	0	0	0	0	0	0	0	0	0
Dorchester	9	0	1	1	1	0	2	0	2	1	0	0	1
Frederick	0	0	0	0	0	0	0	0	0	0	0	0	0
Garrett	0	0	0	0	0	0	0	0	0	0	0	0	0
Harford	2	0	0	0	0	0	0	0	0	1	1	0	0
Howard	2	0	0	0	0	0	0	0	1	0	0	1	0
Kent	0	0	0	0	0	0	0	0	0	0	0	0	0
Montgomery	6	0	3	1	1	1	0	0	0	0	0	0	0
Prince George's	6	0	0	3	0	1	0	0	0	0	1	1	0
Queen Anne's	0	0	0	0	0	0	0	0	0	0	0	0	0
Saint Mary's	2	0	0	0	0	0	0	1	0	1	0	0	0
Somerset	9	2	0	0	0	1	0	0	3	0	0	1	2
Talbot	2	0	0	2	0	0	0	0	0	0	0	0	0
Washington	2	0	1	1	0	0	0	0	0	0	0	0	0
Wicomico	23	3	1	2	3	0	0	0	9	1	0	2	2
Worcester	6	0	0	0	0	0	0	0	3	0	0	1	2
<b>Total</b>	<b>285</b>	<b>9</b>	<b>28</b>	<b>50</b>	<b>8</b>	<b>12</b>	<b>5</b>	<b>24</b>	<b>56</b>	<b>38</b>	<b>12</b>	<b>22</b>	<b>21</b>

\*Active service commitment includes multiple years for providers providing care.

Source: Source: Health Resources and Services Administration (HRSA), Data Download, <http://https://data.hrsa.gov/data/download>, 2/2/21

Created by PCO, OPHI, MDH, 2/03/21

**Table 12: NHSC and Nurse Corps Opportunities and Approved Sites by Jurisdiction, Maryland, as of 2/04/21**

Jurisdictions	NHSC		Nurse Corps	
	Opportunities <sup>1</sup>	Approved Sites <sup>2</sup>	Opportunities <sup>1</sup>	Approved Sites <sup>2</sup>
Allegany	6	14	1	12
Anne Arundel	0	4	0	2
Baltimore City	44	83	43	136
Baltimore County	0	5	0	10
Calvert	0	0	0	3
Caroline	4	16	4	19
Carroll	0	0	0	0
Cecil	0	4	0	6
Charles	0	2	0	8
Dorchester	1	10	0	9
Frederick	0	3	0	4
Garrett	0	4	0	6
Harford	0	5	0	8
Howard	0	1	0	1
Kent	0	2	0	3
Montgomery	4	13	4	16
Prince George's	3	13	3	17
Queen Anne's	0	2	0	2
Saint Mary's	0	2	0	4
Somerset	0	7	0	8
Talbot	0	10	0	9
Washington	2	6	1	7
Wicomico	0	16	0	16
Worcester	0	5	0	9
<b>Maryland Total</b>	<b>64</b>	<b>227</b>	<b>56</b>	<b>315</b>

1. Opportunities to recruit providers can be listed under both programs at the same time, or under just one.
2. Approved sites can be for both programs at the same time, or under just one.

Sources:

1 Health Resources and Services Administration (HRSA), Data Download, <http://https://data.hrsa.gov/data/download>, 2/2/21

2 HRSA Health Workforce Connector, <https://connector.hrsa.gov/connector/>, 2/2/21

Created by PCO, OPHI, MDH, 2/04/21

**Table 13: Loan Assistance Awardees by Specialty, Maryland, 2018-2019**

Specialty		FY 2018			FY 2019		
		Providers	MLARP	SLRP	Providers	MLARP	SLRP
General Primary Care	Family Medicine	6	0	6	4	0	4
	Internal Medicine	1	0	1	3	0	3
	OB/GYN	1	0	1	0	0	0
	Pediatric	2	0	2	5	0	5
	Psychiatry	3	0	3	0	0	0
Non Primary Care	Cardiothoracic Surgery	0	0	0	1	1	0
<b>Total</b>		<b>13</b>	<b>0</b>	<b>13</b>	<b>13</b>	<b>1</b>	<b>12</b>

MLARP: Maryland Loan Assistance Repayment Program offers primary care physicians, psychiatrists, physician assistants, and medical residents loan assistance to those who practice in designated shortage areas within the state. It is 100% state funded.

SLRP: Maryland State Loan Repayment Program, offers eligible primary care physicians, psychiatrists, and physician assistants loan assistance to those who practice in designated shortage areas. Program requires a state dollar match to every federal dollar.

Source: Office of Workforce Development, OPHI, Maryland Department of Health 3/10/21

Created by PCO, OPHI, MDH, 3/24/21

**Table 14: Loan Assistance Awardees by Jurisdiction, Maryland, 2018-2019**

Jurisdictions	Loan Repayment Programs Awarded to Providers by Jurisdiction					
	FY 2018			FY 2019		
	Awardee	MLARP	SLRP	Awardee	MLARP	SLRP
Allegany	1	0	1	0	0	0
Anne Arundel	0	0	0	0	0	0
Baltimore City	1	0	1	5	0	5
Baltimore County	0	0	0	0	0	0
Calvert	0	0	0	0	0	0
Caroline	1	0	1	0	0	0
Carroll	0	0	0	0	0	0
Cecil	0	0	0	0	0	0
Charles	0	0	0	0	0	0
Dorchester	2	0	2	0	0	0
Frederick	0	0	0	0	0	0
Garrett	1	0	1	2	0	2
Harford	0	0	0	0	0	0
Howard	1	0	1	1	0	1
Kent	0	0	0	0	0	0
Montgomery	1	0	1	1	0	1
Prince George's	2	0	2	0	0	0
Queen Anne's	0	0	0	0	0	0
Somerset	0	0	0	0	0	0
St. Mary's	0	0	0	0	0	0
Talbot	0	0	0	0	0	0
Washington	0	0	0	0	0	0
Wicomico	1	0	1	3	1	2
Worcester	1	0	1	0	0	0
<b>Maryland Total</b>	<b>12</b>	<b>0</b>	<b>12</b>	<b>12</b>	<b>1</b>	<b>11</b>

MLARP: Maryland Loan Assistance Repayment Program offers primary care physicians, psychiatrists, physician assistants, and medical residents loan assistance to those who practice in designated shortage areas within the state. It is 100% state funded.

SLRP: Maryland State Loan Repayment Program, offers eligible primary care physicians, psychiatrists, and physician assistants loan assistance to those who practice in designated shortage areas. Program requires a state dollar match to every federal dollar.

Source:

Office of Workforce Development, Maryland Department of Health, 2/22/21

Created by PCO, OPHI, MDH, 3/24/21

**Table 15: J-1 Visa Waiver Physicians by Jurisdiction, Maryland, 2018-2020**

Jurisdiction	2018 J-1 Visa Waiver Physician Placements	2019 J-1 Visa Waiver Physician Placements	2020 J-1 Visa Waiver Physician Placements
Allegany	6	3	0
Anne Arundel	0	1	0
Baltimore County	2	2	2
Calvert	1	1	0
Caroline	0	0	0
Carroll	1	0	2
Cecil	0	1	2
Charles	1	1	1
Dorchester	1	1	1
Frederick	0	1	0
Garrett	0	0	0
Harford	0	0	0
Howard	0	0	0
Kent	0	1	0
Montgomery	0	0	0
Prince George's	3	2	1
Queen Anne's	1	1	0
St. Mary's	4	3	5
Somerset	1	0	0
Talbot	1	0	1
Washington	1	1	0
Wicomico	5	3	2
Worcester	0	0	0
Baltimore City	8	15	17
<b>Maryland Total</b>	<b>36 sites (29 physicians)<sup>1,2</sup></b>	<b>37 sites (30 physicians)<sup>2</sup></b>	<b>34 sites (30 physicians)<sup>2</sup></b>

1. The total number of J-1 Physicians approved in Federal Fiscal Year (FFY) 2018 was 29.

2. The total number of J-1 Physicians that can be approved for each FFY (Oct. 1st through Sept 30th) is 30, however, some physicians work in more than one jurisdiction and/or site.

Source:

Office of Workforce Development, OPHI, Maryland Department of Health 3/10/21

Created by PCO, OPHI, MDH, 3/24/21



**Table 16: J-1 Visa Waiver Physicians by Type, Specialty and Placement, Maryland, 2018-2020**

Type	Specialties	2018	2019	2020
<b>General Primary Care</b>	Internal Medicine	9	8	12
	Pediatrics	1	1	1
	Psychiatry	2	1	1
	Family Medicine	1	1	0
	Child & Adolescent Psychiatry	0	1	0
<b>Non Primary Care</b>	Endocrinology	2	2	0
	Gastroenterology/Therapeutic Endoscopy	1	1	1
	Pulmonology	0	0	0
	General Surgery	0	0	0
	Emergency Medicine	2	2	0
	Hospitalist/Internal Medicine Hospitalist	8	7	7
	Nephrology/Pediatric Nephrology	1	0	3
	Anesthesiology/Pain Management	1	1	1
	Pediatric Otolaryngology	0	1	0
	Interventional Cardiology	0	1	0
	Neurology/Pediatric Neurology	0	2	1
	Pathology	0	1	0
	Critical Care Medicine/Intensivist	0	0	1
	Hematology	0	0	1
	Colorectal Surgery	0	0	1
Cardiac Electrophysiology	0	1	0	
Cardiology	1	0	0	
<b>Total Specialties</b>		<b>29<sup>1</sup></b>	<b>31<sup>2</sup></b>	<b>30</b>

Designation Placement	2018	2019	2020
Flex (not located in a designated area) <sup>3</sup>	7	9	10
Non-Flex (located in a designated area)	22	21	20

1. The total number of J-1 Physicians approved in Federal Fiscal Year (FFY) 2018 was 29.
2. The total number of J-1 Physicians that can be approved for each FFY (Oct. 1st through Sept 30th) is 30, however, some physicians have more than one specialty.
3. Only 10 Flex J-1 Physicians can be approved per FFY.

Source:

Office of Workforce Development, OPHI, Maryland Department of Health 3/10/21

Created by PCO, OPHI, MDH, 3/24/21

**Table 17: Tax Credit Program Applicants and Funding Maryland, 2017-2020**

Applicants 2017-2020	2017		2018		2019		2020	
	Approved	Amount	Approved	Amount	Approved	Amount	Approved	Amount
Physicians	18	\$ 82,000	18	\$ 74,000	13	\$ 59,000	15	\$ 68,000
Nurse Practitioners	2	\$ 9,000	7	\$ 31,000	9	\$ 33,000	19	\$ 81,000
<b>Total</b>	<b>20</b>	<b>\$ 91,000</b>	<b>25</b>	<b>\$ 105,000</b>	<b>22</b>	<b>\$ 92,000</b>	<b>34</b>	<b>\$ 149,000</b>

The Tax Credit program authorizes a credit against the State income tax for individuals who have served as a preceptor in certain preceptorship programs and work in certain areas of the State with a health care workforce shortage.

Source:

Office of Workforce Development, Maryland Department of Health, 3/04/21

Created by PCO, OPHI, MDH, 3/24/21

**Table 18: Tax Credit Type of Preceptors, Maryland 2017-2020**

<b>Preceptor Type</b>	<b>2017</b>		<b>2018</b>		<b>2019</b>		<b>2020</b>	
Number in Rural Counties	17	85%	13	52%	12	55%	18	53%
Number in Urban Counties	3	15%	12	48%	10	45%	16	47%
Number in HPSAs <sup>1</sup>	9	45%	16	64%	11	50%	12	35%
Number in MUAs <sup>1</sup>	12	60%	17	68%	10	45%	18	53%
<b>Total Placements Made</b>	<b>20</b>		<b>25</b>		<b>22</b>		<b>34</b>	

The Tax Credit program authorizes a credit against the State income tax for individuals who have served as a preceptor in certain preceptorship programs and work in certain areas of the State with a health care workforce shortage.

<sup>1</sup> Some areas may have a HPSA and a MUA designation for a site.

Source:

Office of Workforce Development, Maryland Department of Health, 3/04/21

Created by PCO, OPHI, MDH, 3/24/21

**Table 19: Primary Care and Mental Health FTEs and Population Ratios per Jurisdiction, Maryland, as of 1/7/21**

County/Neighborhoods by Census Tracts		Resident Civilian Population <sup>1,2</sup>	Primary Care FTE <sup>3, 5</sup>	Primary Care Provider to Population Ratio <sup>6</sup>	Mental Health FTE <sup>4, 5</sup>	Mental Health Provider to Population Ratio <sup>6</sup>
<b>Allegany County</b>	<b>Whole County</b>	<b>70,416</b>	<b>54.6</b>	<b>1 : 1,291</b>	<b>12.1</b>	<b>1 : 5,844</b>
	Flinstone (100)	3,631	0.0	0 : 3,361	0.0	0 : 3,361
	Greater Cumberland (200, 300, 400, 500, 600, 700, 800, 1000, 1100, 1200, 1300)	26,997	48.1	1 : 562	12.1	1 : 2,240
	LaVale (1401, 1402, 1502)	7,352	6.0	1 : 1,225	0.0	0 : 7,352
	Greater Frostburg (1503, 1600, 1700, 1800)	10,944	0.0	0 : 10,944	0.0	0 : 10,944
	George's Creek (1900, 2100)	5,881	0.0	0 : 5,881	0.0	0 : 5,881
	Middle Potomac	5,550	0.5	1 : 11,100	0.0	0 : 5,550
	Upper Potomac (2200)	3,843	0.0	0 : 3,843	0.0	0 : 3,843
<b>Anne Arundel</b>	<b>Whole County</b>	<b>579,234</b>	<b>675.2</b>	<b>1 : 858</b>	<b>45.3</b>	<b>1 : 12,780</b>
	Annapolis Neck-Edgewater-Mayo (701101, 701102, 701200, 702500, 702601, 702602)	38,242	25.1	1 : 1,524	2.2	1 : 17,383
	Davidsonville-Harwood (701300, 701400)	11,596	5.7	1 : 2,034	0.0	0 : 11,596
	Crownsville (702100, 702402, 702701, 702702, 751600)	25,926	147.3	1 : 176	10.0	1 : 2,593
	Crofton (702204, 702205, 702206, 702208, 702209, 702300, 740701, 740702, 751700)	52,494	50.0	1 : 1,050	2.0	1 : 26,247
	Annapolis (706101, 706301, 706302, 706401, 706402, 706500, 706600, 706700)	32,586	48.0	1 : 679	10.0	1 : 3,259
	Deale-Lothian (707001, 707002, 708001, 708004)	20,250	3.0	1 : 6,750	0.0	0 : 20,250
	Marley Neck (730100, 730203, 730204)	23,108	7.0	1 : 3,301	0.0	0 : 23,108

County/Neighborhoods by Census Tracts		Resident Civilian Population <sup>1,2</sup>	Primary Care FTE <sup>3, 5</sup>	Primary Care Provider to Population Ratio <sup>6</sup>	Mental Health FTE <sup>4, 5</sup>	Mental Health Provider to Population Ratio <sup>6</sup>
Anne Arundel	Glen Burnie (730300, 730401, 730402, 750801, 750803, 750804, 750900, 751000, 751102, 751103)	48,372	73.0	1 : 663	4.0	1 : 12,093
	Severna Park (730502, 730504, 730505, 730506, 730601, 730603, 730604, 730700, 731201, 731203, 731204)	67,234	136.8	1 : 491	6.2	1 : 10,888
	Broadneck (730800, 730901, 730902, 731002, 731003, 731004, 731102, 731103, 731104, 731105)	42,392	24.4	1 : 1,739	3.0	1 : 14,131
	Pasadena-Lake Shore (731202, 731303, 731306, 731307, 731308, 731309, 731310, 731311)	49,493	23.8	1 : 2,080	0.2	1 : 329,953
	Jessup-Severn (740102, 740103, 740104, 740105, 740201, 740203, 740303, 740400,	53,030	32.5	1 : 1,634	1.8	1 : 30,303
	Odenton (740304, 740305, 740800, 740900, 741000)	32,834	39.9	1 : 824	1.0	1 : 32,834
	Maryland City (740500, 751500)	17,526	20.2	1 : 867	1.0	1 : 17,526
	Fort Meade (740601, 740602, 740603)	8,974	8.0	1 : 1,122	0.0	0 : 8,974
	Brooklyn Park-Linthicum (750101, 750102, 750201, 750202, 750203, 750300, 750400)	21,956	13.6	1 : 1,620	0.0	0 : 21,956
	BWI (751200, 980000)	4,711	15.5	1 : 304	3.5	1 : 1,346
Baltimore City	<b>Whole County</b>	<b>593,490</b>	<b>1600.8</b>	<b>1 : 371</b>	<b>269.6</b>	<b>1 : 2,201</b>
	Canton (10100, 10300, 10400)	7,916	8.9	1 : 892	0.0	0 : 7,916

County/Neighborhoods by Census Tracts		Resident Civilian Population <sup>1,2</sup>	Primary Care FTE <sup>3, 5</sup>	Primary Care Provider to Population Ratio <sup>6</sup>	Mental Health FTE <sup>4, 5</sup>	Mental Health Provider to Population Ratio <sup>6</sup>
Baltimore City	Patterson Park North & East (10200, 60100, 60200, 60300, 261000)	13,730	11.5	1 : 1,197	0.0	0 : 13,730
	Fells Point (10500, 20100, 20200, 20300)	9,379	3.0	1 : 3,126	0.0	0 : 9,379
	Harbor East/Little Italy (30100, 30200)	5,006	9.0	1 : 556	2.0	1 : 2,503
	Downtown/Seton Hill (40100, 40200,	6,302	334.6	1 : 19	20.3	1 : 311
	Oldtown/Middle East (60400, 70400, 80800, 100200, 280500)	8,893	415.2	1 : 21	103.2	1 : 86
	Madison/East End (70100, 70200, 70300)	6,449	0.0	0 : 6,449	0.0	0 : 6,449
	Belair-Edison (80101, 80102, 260301, 260302)	17,804	3.9	1 : 4,624	0.0	0 : 17,804
	Clifton-Berea (80200, 80301, 80302, 80400, 80500)	8,375	0.0	0 : 8,375	0.0	0 : 8,375
	Greenmount East (80600, 80700, 90900, 100100)	7,550	7.0	1 : 1,079	0.0	0 : 7,550
	Greater Govans (90100, 271001, 271002)	10,739	8.0	1 : 1,342	0.0	0 : 10,739
	Northwood (90200, 270901, 270902, 270903)	13,632	4.0	1 : 3,408	1.0	1 : 13,632
	The Waverlies (90300, 90400, 90500)	8,091	4.2	1 : 1,926	0.0	0 : 8,091
	Midway/Coldstream (90600, 90700, 90800)	9,015	2.0	1 : 4,508	0.0	0 : 9,015
	Midtown (110100, 110200, 120500, 140100)	14,768	27.4	1 : 538	5.3	1 : 2,813
	North Baltimore/Guilford/Homeland (120100, 271101, 271102, 271200)	13,935	10.0	1 : 1,394	0.0	0 : 13,935

County/Neighborhoods by Census Tracts		Resident Civilian Population <sup>1,2</sup>	Primary Care FTE <sup>3, 5</sup>	Primary Care Provider to Population Ratio <sup>6</sup>	Mental Health FTE <sup>4, 5</sup>	Mental Health Provider to Population Ratio <sup>6</sup>
Baltimore City	Greater Charles Village/Barclay (120201, 120202, 120300, 120400, 120600)	13,649	61.7	1 : 221	8.0	1 : 1,717
	Medfield/Hampden/Woodberry (120700, 130600, 130700, 130803, 130804, 130806)	16,116	42.3	1 : 381	8.4	1 : 1,919
	Penn North/Reservoir Hill (130100, 130200, 130300, 130400)	9,929	6.3	1 : 1,576	1.0	1 : 9,929
	Mt. Washington/Coldspring (130805, 271501)	5,105	13.4	1 : 380	11.5	1 : 444
	Upton/Druid Heights (140200, 140300, 170200, 170300)	9,452	28.5	1 : 332	1.6	1 : 5,908
	Sandtown-Winchester/Harlem Park (150100, 150200, 160100, 160200, 160300, 160400)	12,472	2.6	1 : 4,797	0.0	0 : 12,472
	Greater Rosemont (150300, 150600, 160500, 160600, 160700)	17,449	0.0	0 : 17,449	0.0	0 : 17,449
	Greater Mondawmin (150400, 150500, 150701, 150702)	8,490	3.4	1 : 2,497	0.8	1 : 11,320
	Forest Park/Walbrook (150800, 150900, 280302)	10,961	2.0	1 : 5,481	0.0	0 : 10,961
	Dorchester/Ashburton (151000, 151100)	11,244	0.2	1 : 56,220	0.0	0 : 11,244
	Southern Park Heights (151200, 151300, 271600)	12,627	10.2	1 : 1,238	0.0	0 : 12,627
	Edmondson Village (160801, 160802, 280402)	7,925	1.3	1 : 6,340	0.0	0 : 7,925

County/Neighborhoods by Census Tracts		Resident Civilian Population <sup>1,2</sup>	Primary Care FTE <sup>3, 5</sup>	Primary Care Provider to Population Ratio <sup>6</sup>	Mental Health FTE <sup>4, 5</sup>	Mental Health Provider to Population Ratio <sup>6</sup>
Baltimore City	Poppleton/The Terraces/Hollins Market (180100, 180200, 180300)	4,338	6.2	1 : 705	0.0	0 : 4,338
	Southwest Baltimore (190100, 190200, 190300, 200100, 200200, 200300, 200400, 200500)	16,603	20.4	1 : 814	2.8	1 : 5,877
	Allendale/Irvington/S. Hilton (200600, 200701, 200702, 200800, 250102, 280404)	16,114	0.0	0 : 16,114	0.8	1 : 21,485
	Washington Village/Pigtown (210100, 210200)	6,008	10.2	1 : 590	0.9	1 : 6,676
	Inner Harbor/Federal Hill (220100, 230100, 230200, 240200, 240300)	13,189	18.2	1 : 724	34.5	1 : 382
	South Baltimore (230300, 240100, 240400)	7,389	3.0	1 : 2,463	0.0	0 : 7,389
	Beechfield/Ten Hills/West Hills (250101, 280401, 280403)	12,830	3.7	1 : 3,515	1.7	1 : 7,547
	Morrell Park/Violetville (250103, 250206,	7,820	82.8	1 : 94	1.9	1 : 4,171
	Cherry Hill (250203, 250204, 250207)	8,518	42.5	1 : 200	0.0	0 : 8,518
	Westport/Mt. Winans/Lakeland (250205, 250301)	6,348	0.0	0 : 6,348	0.0	0 : 6,348
	Brooklyn/Curtis Bay/Hawkins Point (250401, 250402, 250500, 250600)	12,427	7.1	1 : 1,750	0.5	1 : 24,854
	Cedonia/Frankford (260101, 260102, 260201, 260202, 260203)	23,595	2.0	1 : 11,798	0.0	0 : 23,595



County/Neighborhoods by Census Tracts		Resident Civilian Population <sup>1,2</sup>	Primary Care FTE <sup>3, 5</sup>	Primary Care Provider to Population Ratio <sup>6</sup>	Mental Health FTE <sup>4, 5</sup>	Mental Health Provider to Population Ratio <sup>6</sup>
Baltimore City	Claremont/Armistead (260303, 260401, 260402, 260403)	9,495	1.0	1 : 9,495	0.8	1 : 12,660
	Orangeville/East Highlandtown (260404, 260501,	10,381	133.8	1 : 78	26.8	1 : 388
	Southeastern (260604, 260605)	6,149	13.9	1 : 443	1.0	1 : 6,149
	Highlandtown (260800, 260900, 261100)	7,440	32.9	1 : 226	4.4	1 : 1,691
	Lauraville (270101, 270102, 270200, 270301, 270302)	11,938	1.0	1 : 11,938	0.0	0 : 11,938
	Hamilton (270401, 270402, 270502)	13,320	2.7	1 : 4,888	0.0	0 : 13,320
	Harford/Echodale (270501, 270600, 270701, 270702, 270703)	15,979	0.0	0 : 15,979	3.0	1 : 5,326
	Loch Raven (270801, 270802, 270803)	16,016	46.6	1 : 344	1.0	1 : 16,016
	Chinquapin Park/Belvedere (270804, 270805)	8,381	2.0	1 : 4,191	1.6	1 : 5,238
	Greater Roland Park/Poplar Hill (271300, 271400, 271503)	6,937	8.0	1 : 867	8.4	1 : 831
	Pimlico/Arlington/Hilltop (271700, 271801, 271802)	9,901	116.9	1 : 85	11.1	1 : 894
	Glen-Falstaff (271900, 272006, 272007, 280101)	15,750	11.0	1 : 1,435	2.8	1 : 5,727
	Cross-Country/Cheswolde (272003, 272004, 272005)	13,375	6.0	1 : 2,229	0.0	0 : 13,375
	Howard Park/West Arlington (280102, 280200)	10,851	1.0	1 : 10,851	0.0	0 : 10,851
	Dickeyville/Franklinton (280301)	3,847	0.0	0 : 3,847	0.0	0 : 3,847

County/Neighborhoods by Census Tracts		Resident Civilian Population <sup>1,2</sup>	Primary Care FTE <sup>3, 5</sup>	Primary Care Provider to Population Ratio <sup>6</sup>	Mental Health FTE <sup>4, 5</sup>	Mental Health Provider to Population Ratio <sup>6</sup>
Baltimore County	<b>Whole County</b>	<b>827,370</b>	<b>1386.6</b>	<b>1 : 597</b>	<b>242.1</b>	<b>1 : 3,418</b>
	Catonsville (400100, 400200, 400400, 400500, 400600, 400701, 400702, 400800, 400900, 401000, 401400, 492500)	31,599	53.4	1 : 592	23.8	1 : 1,329
	Security (401101, 401102, 401301, 401302, 401503, 401504, 401505, 401506, 401507)	41,098	82.1	1 : 501	7.0	1 : 5,913
	Liberty-Lochearn (401200, 402302, 402303, 402304, 402305, 402306, 402307, 402403, 402404, 402405, 402406, 402407, 403100, 403201, 403202, 403300)	59,605	46.7	1 : 1,276	4.9	1 : 12,227
	Randallstown (402503, 402504, 402505, 402506, 402509, 402602, 402603, 402604, 492401, 492402)	51,866	34.1	1 : 1,522	3.2	1 : 16,082
	Harrisonville (402201, 402202)	4,847	1.0	1 : 4,847	0.0	0 : 4,847
	Greenspring Valley-Pikesville (403401, 403402, 403500, 403601, 403602, 403701, 403702, 403801, 403802, 403803)	43,595	119.3	1 : 366	15.5	1 : 2,817
	Reisterstown/Owings Mills (404101, 404102, 404201, 404202, 404402, 404403, 404404, 404501, 404502)	52,644	40.1	1 : 1,313	6.2	1 : 8,457
	Fowlesburg (404600, 404800)	4,715	0.0	0 : 4,715	1.0	1 : 4,715

County/Neighborhoods by Census Tracts		Resident Civilian Population <sup>1,2</sup>	Primary Care FTE <sup>3, 5</sup>	Primary Care Provider to Population Ratio <sup>6</sup>	Mental Health FTE <sup>4, 5</sup>	Mental Health Provider to Population Ratio <sup>6</sup>
Baltimore County	Chestnut Ridge (404900, 408302, 408303, 408304)	15,528	13.0	1 : 1,194	0.0	0 : 15,528
	Prettyboy (405000)	4,424	0.0	0 : 4,424	0.3	1 : 14,747
	Hereford/Maryland Line (406000, 407001, 407002)	14,432	9.8	1 : 1,473	1.0	1 : 14,432
	Sparks (408100, 408200)	7,114	5.6	1 : 1,270	1.0	1 : 7,114
	Cockeysville/Timonium (408400, 408502, 408503, 408505, 408506, 408507, 408900)	27,431	59.2	1 : 464	5.0	1 : 5,486
	Lutherville (408601, 408602, 408702, 408703, 408704, 408800, 490200)	26,094	130.3	1 : 200	13.0	1 : 2,011
	Jacksonville (4101, 4102)	10,482	8.0	1 : 1,310	1.0	1 : 10,482
	Kingsville (411101, 411102)	5,270	0.0	0 : 5,270	0.0	0 : 5,270
	Fork (411201, 411202)	7,084	2.5	1 : 2,834	1.0	1 : 7,084
	Perry Hall-White Marsh (411302, 411303, 411306, 411307, 411308, 411309, 411404, 411406, 411407, 411408, 411409)	63,224	52.1	1 : 1,214	1.0	1 : 63,224
	North Point (420100, 420301, 420302, 420303, 420401, 420402, 452400, 452500)	25,241	8.1	1 : 3,116	2.0	1 : 12,621
	Dundalk-Turners Station (420200, 420500, 420600, 420701, 420702, 420800, 420900, 421000, 421101, 421102, 421200, 421300, 452300)	37,188	22.0	1 : 1,692	1.7	1 : 21,558

County/Neighborhoods by Census Tracts		Resident Civilian Population <sup>1,2</sup>	Primary Care FTE <sup>3, 5</sup>	Primary Care Provider to Population Ratio <sup>6</sup>	Mental Health FTE <sup>4, 5</sup>	Mental Health Provider to Population Ratio <sup>6</sup>
Baltimore County	Arbutus-Lansdowne (430101, 430104, 430200, 430300, 430400, 430600, 430700, 430800, 430900, 980100, 980200)	36,447	41.3	1 : 884	1.0	1 : 36,447
	Parkville (440100, 440200, 440300, 491701, 491900, 492002, 492101, 492102, 492200, 492600)	32,877	51.7	1 : 637	1.0	1 : 32,877
	Overleaf (440400, 440500, 440900, 441000)	16,385	1.0	1 : 16,385	0.0	0 : 16,385
	Rossville (440600, 440701, 440702, 440800)	17,209	205.4	1 : 84	14.6	1 : 1,183
	Rosedale (441101, 441102, 450100)	10,799	2.0	1 : 5,538	0.0	0 : 10,799
	Essex (450200, 450300, 450400, 450501, 450503, 450504, 450800, 450900, 451000, 451100, 451500, 492300)	45,172	27.1	1 : 1,670	0.0	0 : 45,172
	Middle River (451200, 451300, 451401, 451402, 451600)	18,463	7.0	1 : 2,638	1.0	1 : 18,463
	Chase-Bowley's Quarters (451701, 451702, 451801, 451802, 451803)	19,657	5.0	1 : 3,931	0.0	0 : 19,657
Edgemere (451900, 452000, 452100, 980000)	8,508	0.9	1 : 9,723	0.0	0 : 8,508	

County/Neighborhoods by Census Tracts		Resident Civilian Population <sup>1,2</sup>	Primary Care FTE <sup>3, 5</sup>	Primary Care Provider to Population Ratio <sup>6</sup>	Mental Health FTE <sup>4, 5</sup>	Mental Health Provider to Population Ratio <sup>6</sup>
Baltimore County	Towson-Loch Raven (490100, 490301, 490302, 490601, 490602, 490603, 490605, 490701, 490703, 490800, 490900, 491000, 491100, 491201, 491202, 491300, 491401, 491402, 491500, 491600, 492001)	62,546	333.4	1 : 188	134.7	1 : 464
	Ruxton (490400, 490500)	5,363	13.9	1 : 387	1.0	1 : 5,363
Calvert County	<b>Whole County</b>	<b>92,525</b>	<b>52.9</b>	<b>1 : 1,748</b>	<b>2.7</b>	<b>1 : 34,589</b>
	Dunkirk (860101, 860102)	5,994	3.9	1 : 1,527	0.8	1 : 7,493
	Owings/Sunderland/ Chesapeake Beach/ North East (860200, 860300, 860401, 860402)	24,671	6.0	1 : 4,112	0.0	0 : 24,671
	Huntingtown (860501, 860502, 860600)	17,097	5.0	1 : 3,419	0.9	1 : 19,539
	Prince Frederick (860701, 860702, 860703)	9,823	34.0	1 : 289	1.0	1 : 9,823
	Saint Leonard (860801, 860802)	11,824	0.0	0 : 11,824	0.0	0 : 11,824
	Solomons/Lusby (860900, 861001, 861003, 861004)	20,825	4.0	1 : 5,206	0.0	0 : 20,825
Caroline County	<b>Whole County</b>	<b>33,406</b>	<b>13.0</b>	<b>1 : 2,580</b>	<b>2.0</b>	<b>1 : 16,703</b>
	Goldsboro/Henderson /Marydel/Templeville (955000)	3,443	1.8	1 : 1,940	0.0	0 : 3,443
	Greensboro (955100)	5,666	0.0	0 : 5,666	0.0	0 : 5,666
	Ridgely (955201)	3,621	1.0	1 : 3,621	0.0	0 : 3,621
	Hillsboro (955202)	2,091	0.0	0 : 2,091	0.0	0 : 2,091
	Denton (955301, 955302)	7,263	7.2	1 : 1,012	2.0	1 : 3,632
	Preston (955400, 955500)	5,918	2.0	1 : 2,959	0.0	0 : 5,918
	Federalsburg (955600)	4,297	1.0	1 : 4,297	0.0	0 : 4,297

County/Neighborhoods by Census Tracts		Resident Civilian Population <sup>1,2</sup>	Primary Care FTE <sup>3, 5</sup>	Primary Care Provider to Population Ratio <sup>6</sup>	Mental Health FTE <sup>4, 5</sup>	Mental Health Provider to Population Ratio <sup>6</sup>
Carroll County	<b>Whole County</b>	<b>168,447</b>	<b>167.3</b>	<b>1 : 1,007</b>	<b>35.5</b>	<b>1 : 4,748</b>
	Taneytown (501001, 501002, 502000, 503000, 510000,	21,393	6.0	1 : 3,566	0.0	0 : 21,393
	Finksburg (504100, 504201, 504202)	17,761	6.6	1 : 2,712	0.0	0 : 17,761
	Eldersburg (505101, 505102, 505203, 505205, 505206, 505207, 505208)	27,972	38.9	1 : 719	26.8	1 : 1,046
	Manchester (506101, 506102, 506200, 508101, 508102, 508200)	28,020	15.5	1 : 1,811	0.0	0 : 28,020
	Westminster (507500, 507601, 507602, 507702, 507703, 507704, 507801, 507802)	35,422	84.1	1 : 421	7.1	1 : 4,972
	Mount Airy (509001, 509002, 511000, 513001, 513002, 514100, 514201, 514202)	33,459	17.3	1 : 1,940	1.6	1 : 20,912
Cecil County	<b>Whole County</b>	<b>102,855</b>	<b>75.6</b>	<b>1 : 1,360</b>	<b>0.0</b>	<b>0 : 102,855</b>
	Cecilton (30100)	4,409	2.0	1 : 2,205	0.0	0 : 4,409
	Chesapeake City (30200)	4,990	0.0	0 : 4,990	0.0	0 : 4,990
	Elkton (30400, 30501, 30503, 30505, 30506)	26,403	50.6	1 : 522	0.0	0 : 26,403
	Fair Hill (30601, 30602)	8,928	3.0	1 : 2,976	0.0	0 : 8,928
	Calvert (30700)	4,731	1.0	1 : 4,731	0.0	0 : 4,731
	North East (30903, 30904, 30905, 30906)	26,035	7.0	1 : 3,719	0.0	0 : 26,035
	Port Deposit (31201, 31202)	11,224	5.0	1 : 2,245	0.0	0 : 11,224
	Rising Sun (31301, 31302)	10,389	5.0	1 : 2,078	0.0	0 : 10,389
	Oakwood (31400)	4,079	2.1	1 : 1,990	0.0	0 : 4,079
Charles County	<b>Whole County</b>	<b>163,257</b>	<b>73.7</b>	<b>1 : 2,216</b>	<b>1.0</b>	<b>1 : 163,257</b>
	Bryans Road (850101, 850102)	8,038	1.0	1 : 8,038	0.0	0 : 8,038
	Indian Head/Marbury (850201, 850202, 850300)	7,432	1.0	1 : 7,432	0.0	0 : 7,432

County/Neighborhoods by Census Tracts		Resident Civilian Population <sup>1,2</sup>	Primary Care FTE <sup>3, 5</sup>	Primary Care Provider to Population Ratio <sup>6</sup>	Mental Health FTE <sup>4, 5</sup>	Mental Health Provider to Population Ratio <sup>6</sup>
Charles County	Nanjemoy (850400)	3,562	0.0	0 : 3,562	0.0	0 : 3,562
	Welcome (850500)	2,884	0.0	0 : 2,884	0.0	0 : 2,884
	La Plata (850600, 850904, 851001, 851002)	26,422	18.9	1 : 1,400	0.0	0 : 26,422
	Waldorf (850706, 850708, 850709, 850710, 850711, 850712, 850713, 850801, 850802, 850901, 850902, 850905, 850906, 851500)	80,964	52.8	1 : 1,533	1.0	1 : 80,964
	Port Tobacco/Charlotte Hall (851100, 851301, 851302)	12,381	0.0	0 : 12,381	0.0	0 : 12,381
	Newburg (851200)	4,960	0.0	0 : 4,960	0.0	0 : 4,960
	Hughesville (851400)	8,692	0.0	0 : 8,692	0.0	0 : 8,692
Dorchester County	<b>Whole County</b>	<b>31,929</b>	<b>17.9</b>	<b>1 : 1,786</b>	<b>5.5</b>	<b>1 : 5,805</b>
	Hurlock/East New Market (970100, 970200, 970300)	12,912	1.0	1 : 12,912	0.0	0 : 12,912
	Cambridge (970400, 970500, 970600, 970702)	15,411	16.9	1 : 913	5.5	1 : 2,802
	Church Creek/Toddville	3,484	0.0	0 : 3,484	0.0	0 : 3,484
Frederick County	<b>Whole County</b>	<b>259,547</b>	<b>252.9</b>	<b>1 : 1,026</b>	<b>31.4</b>	<b>1 : 8,279</b>
	Walkersville (740200, 751600, 751701, 751702, 767600, 773500)	21,340	5.5	1 : 3,880	0.0	0 : 21,340

County/Neighborhoods by Census Tracts		Resident Civilian Population <sup>1,2</sup>	Primary Care FTE <sup>3, 5</sup>	Primary Care Provider to Population Ratio <sup>6</sup>	Mental Health FTE <sup>4, 5</sup>	Mental Health Provider to Population Ratio <sup>6</sup>
Frederick County	Frederick (750100, 750200, 750300, 750503, 750504, 750505, 750506, 750600, 750701, 750702, 750801, 750802, 750803, 751001, 751002, 751003, 751004, 751201, 751202, 751203, 751301, 751302, 765100, 772200)	96,782	190.0	1 : 509	27.3	1 : 3,542
	New Market (751801, 751802, 751901, 751902, 751903, 751904, 752001, 775600)	36,834	18.1	1 : 2,041	0.9	1 : 42,096
	Urbana (752101, 752102, 752201, 752202, 752204)	22,661	14.8	1 : 1,531	0.0	0 : 22,661
	Adamstown (752301, 752302, 752303)	12,853	0.3	1 : 51,412	1.2	1 : 10,711
	Brunswick (752501, 752502, 775302, 775400)	15,662	9.4	1 : 1,671	0.0	0 : 15,662
	Middletown (752601, 752602, 752603, 752801, 752802, 770700)	20,258	4.9	1 : 4,134	0.0	0 : 20,258
	Thurmont (752900, 753001, 753002, 766800, 767500)	17,157	8.0	1 : 2,145	2.0	1 : 8,798
Garrett County	<b>Whole County</b>	<b>29,014</b>	<b>23.1</b>	<b>1 : 1,256</b>	<b>1.0</b>	<b>1 : 29,014</b>
	Friendsville/Grantsville /Accident (100, 200, 300)	10,473	1.9	1 : 5,512	0.0	0 : 10,473
	Oakland/Swanton (400, 500, 600, 700)	18,227	21.2	1 : 860	1.0	1 : 18,227
Harford County	<b>Whole County</b>	<b>255,441</b>	<b>233.6</b>	<b>1 : 1,093</b>	<b>10.9</b>	<b>1 : 23,435</b>
	Abingdon-Emmorton (301102, 301105, 301106, 301107, 301108, 301202, 301204, 301205)	33,961	30.5	1 : 1,115	2.5	1 : 13,450



County/Neighborhoods by Census Tracts		Resident Civilian Population <sup>1,2</sup>	Primary Care FTE <sup>3, 5</sup>	Primary Care Provider to Population Ratio <sup>6</sup>	Mental Health FTE <sup>4, 5</sup>	Mental Health Provider to Population Ratio <sup>6</sup>
Harford County	Joppa-Joppatowne (301201, 301301, 301401, 301402)	16,338	7.0	1 : 2,334	1.0	1 : 16,338
	Edgewood (301302, 301601, 301602)	21,606	4.0	1 : 5,402	0.0	0 : 21,606
	Bush River (301702, 301703, 301704, 302400)	21,136	9.6	1 : 2,202	0.0	0 : 21,606
	Dublin-Darlington (302100, 305200, 305300)	6,816	2.0	1 : 3,408	0.0	0 : 6,816
	Greater Havre de Grace-Greater Aberdeen (302200, 302801, 302802, 302901, 302902, 306100, 306200,	33,354	36.0	1 : 927	4.6	1 : 7,251
	Churchville-Creswell (303101, 303102, 303700)	12,623	1.0	1 : 12,623	1.0	1 : 12,623
	Forest Hill (303201)	5,763	1.0	1 : 5,763	0.0	0 : 5,763
	Greater Bel Air (303203, 303204, 303205, 303206, 303501, 303502, 303602, 303603, 303605, 303606, 303801, 303802, 303803, 303900)	54,606	126.1	1 : 433	0.9	1 : 60,673
	Fallston (303300, 303400)	10,692	4.7	1 : 2,275	0.9	1 : 12,219
	Norrisville (304101, 304102)	8,287	0.0	0 : 8,287	0.0	0 : 8,287
	Jarrettsville (304201, 304202)	13,340	8.0	1 : 1,668	0.0	0 : 13,340
	Whiteford-Cardiff-Pylesville-Street (305100)	7,824	1.5	1 : 5,396	0.0	0 : 7,824
Aberdeen Proving Ground (306500)	2,555	4.0	1 : 639	0.0	0 : 2,555	
Howard County	<b>Whole County</b>	<b>325,690</b>	<b>394.9</b>	<b>1 : 825</b>	<b>79.5</b>	<b>1 : 4,095</b>
	Elkridge (601103, 601104, 601105, 601107, 601108, 601201, 601203, 601204)	47,000	10.3	1 : 4,552	2.2	1 : 21,364

County/Neighborhoods by Census Tracts		Resident Civilian Population <sup>1,2</sup>	Primary Care FTE <sup>3,5</sup>	Primary Care Provider to Population Ratio <sup>6</sup>	Mental Health FTE <sup>4,5</sup>	Mental Health Provider to Population Ratio <sup>6</sup>
Howard County	Ellicott City (602100, 602201, 602202, 602302, 602303, 602304, 602305, 602306, 602600, 602700, 602800, 602900)	67,089	92.6	1 : 724	26.3	1 : 2,553
	West Friendship (603001, 603003, 603004)	16,997	8.3	1 : 2,060	0.0	0 : 16,997
	Cooksville (604001, 604002)	14,392	3.0	1 : 4,797	1.0	1 : 14,392
	Clarksville (605102, 605103, 605104)	21,510	20.5	1 : 1,048	3.1	1 : 6,883
	Columbia (605401, 605402, 605502, 605503, 605504, 605505, 605601, 605602, 606601, 606603, 606604, 606606, 606607, 606701, 606704, 606705, 606706, 606707, 606803, 606804)	102,816	249.7	1 : 412	44.4	1 : 2,314
	Laurel-Howard (606805, 606806, 606901, 606904, 606905, 606906, 606907)	43,101	10.4	1 : 4,144	4.5	1 : 9,578
Kent County	<b>Whole County</b>	<b>19,422</b>	<b>14.4</b>	<b>1 : 1,349</b>	<b>0.5</b>	<b>1 : 43,160</b>
	Galena/Kennedyville (950100, 950200)	8,273	2.0	1 : 4,137	0.0	0 : 8,273
	Chestertown (950300)	4,141	12.4	1 : 334	0.5	1 : 9,202
	Rock Hall (950400, 950500)	5,542	0.0	0 : 5,542	0.0	0 : 5,542
Montgomery County	<b>Whole County</b>	<b>1,050,688</b>	<b>1640.3</b>	<b>1 : 641</b>	<b>322.3</b>	<b>1 : 3,260</b>
	Goshen (700101, 700205, 700206)	21,635	0.0	0 : 21,635	0.0	0 : 21,635
	Olney (700103, 701304, 701306, 701308, 701312, 701313, 701314, 701315, 701317)	39,903	75.3	1 : 530	5.6	1 : 7,094

County/Neighborhoods by Census Tracts		Resident Civilian Population <sup>1,2</sup>	Primary Care FTE <sup>3, 5</sup>	Primary Care Provider to Population Ratio <sup>6</sup>	Mental Health FTE <sup>4, 5</sup>	Mental Health Provider to Population Ratio <sup>6</sup>
Montgomery County	Gaithersburg (700104, 700105, 700610, 700704, 700706, 700710, 700711, 700713, 700715, 700716, 700717, 700718, 700719, 700720, 700721, 700722, 700723, 700724, 700810, 700811, 700812, 700813, 700816, 700817, 700820, 700822, 700823, 700824, 700826, 700828, 700829)	155,261	258.6	1 : 600	44.0	1 : 3,527
	Bennett (700204)	1,914	1.0	1 : 1,914	0.0	0 : 1,914
	Damascus (700207, 700208)	7,986	23.6	1 : 338	0.0	0 : 7,986
	Germantown (700304, 700306, 700308, 700309, 700310, 700611, 700613, 700614, 700815, 700818, 700819, 700830, 700832, 700833, 700834, 700835)	93,452	76.4	1 : 1,223	3.0	1 : 31,151
	Rockville (700901, 700902, 700903, 700904, 700905, 701001, 701002, 701004, 701005, 701006, 701007, 701101, 701102)	56,269	135.8	1 : 414	26.7	1 : 2,111
	Clarksburg (700311, 700312)	16,175	3.8	1 : 4,313	0.0	0 : 16,175
	Dickerson (700400)	2,061	1.0	1 : 2,061	0.0	0
	Martinsburg/ Poolesville (700500)	6,679	2.0	1 : 3,340	1.0	1 : 6,679
	Darnestown (700604, 700615, 700616)	14,138	10.0	1 : 1,414	0.0	0 : 14,138
	Travilah (700606, 700607, 700608, 701220, 701221)	26,028	18.7	1 : 1,396	1.0	1 : 26,028

County/Neighborhoods by Census Tracts		Resident Civilian Population <sup>1,2</sup>	Primary Care FTE <sup>3, 5</sup>	Primary Care Provider to Population Ratio <sup>6</sup>	Mental Health FTE <sup>4, 5</sup>	Mental Health Provider to Population Ratio <sup>6</sup>
Montgomery County	North Bethesda (701201, 701202, 701205, 701213, 701214, 701215, 701216, 701218, 701219, 704401, 704501)	50,281	170.4	1 : 295	44.5	1 : 1,130
	Potomac (701206, 701210, 706005, 706007, 706008, 706009, 706010, 706011, 706012, 706013)	47,211	45.0	1 : 1,049	17.3	1 : 2,737
	Rock Creek (701211, 701212, 701307)	13,635	12.0	1 : 1,136	2.0	1 : 6,818
	Aspen Hill (701303, 703201, 703202, 703213, 703214, 703215, 703216, 703218, 703219, 703220, 703221, 703301, 703302)	64,303	14.4	1 : 4,481	5.0	1 : 12,861
	Patuxent (701316)	6,308	3.1	1 : 2,051	0.0	0 : 6,308
	Cloverly (701407, 701408)	12,066	8.0	1 : 1,508	0.0	0 : 12,066
	Fairland (701409, 701410, 701414, 701417, 701418, 701420, 701421, 701422, 701423)	47,760	82.5	1 : 579	5.0	1 : 9,552
	White Oak (701415, 701503, 701505, 701506, 701507, 701508, 701509)	42,189	65.9	1 : 640	9.3	1 : 4,561
	Takoma Park (701601, 701602, 701701, 701702, 701703, 701704, 701800, 701900, 702000)	35,584	53.6	1 : 664	3.1	1 : 11,667
	Kemp Mill/4 Corners (702101, 702102, 702200, 702301, 702302, 703000, 703100, 703208, 703210)	37,077	17.1	1 : 2,168	0.0	0 : 37,077

County/Neighborhoods by Census Tracts		Resident Civilian Population <sup>1,2</sup>	Primary Care FTE <sup>3, 5</sup>	Primary Care Provider to Population Ratio <sup>6</sup>	Mental Health FTE <sup>4, 5</sup>	Mental Health Provider to Population Ratio <sup>6</sup>
Montgomery County	Silver Spring (702401, 702402, 702500, 702601, 702602, 702700, 702800, 702900)	42,603	84.5	1 : 504	13.6	1 : 3,133
	Kensington/Wheaton (703206, 703207, 703209, 703212, 703401, 703402, 703403, 703404, 703501, 703502, 703601, 703602, 703701, 703702, 703800, 703901, 703902, 704000, 704100, 704200, 704300)	99,323	198.0	1 : 502	16.9	1 : 5,877
	Bethesda/Chevy Chase (704403, 704404, 704502, 704503, 704600, 704700, 704803, 704804, 704805, 704806, 705000, 705100, 705200, 705300, 705400, 705501, 705502, 705601, 705602, 705701, 705702, 705800, 705901, 705902, 705903)	91,823	281.3	1 : 326	124.4	1 : 738
	<b>Whole County</b>	<b>909,327</b>	<b>770.3</b>	<b>1 : 1,180</b>	<b>32.4</b>	<b>1 : 28,044</b>
Prince George's County	Laurel-PG (800102, 800103, 800105, 800106, 800108, 800109, 800206, 800208, 800209, 800210, 800211, 800212, 800213, 800214, 800215)	56,096	100.0	1 : 561	5.4	1 : 10,485
	Northwestern Area (800203)	4,413	0.0	0 : 4,413	0.0	0 : 4,413

County/Neighborhoods by Census Tracts		Resident Civilian Population <sup>1,2</sup>	Primary Care FTE <sup>3, 5</sup>	Primary Care Provider to Population Ratio <sup>6</sup>	Mental Health FTE <sup>4, 5</sup>	Mental Health Provider to Population Ratio <sup>6</sup>
Prince George's County	Bowie (800401, 800402, 800403, 800409, 800410, 800411, 800504, 800505, 800511, 800513, 800514, 800515, 800516, 800519, 800520)	65,825	74.1	1 : 888	4.8	1 : 13,858
	Glenn Dale/Lanham (800408, 800412, 800413, 803516, 803606, 803607, 803608)	35,375	33.6	1 : 1,053	4.1	1 : 8,576
	Collington (800507)	3,082	0.0	0 : 3,082	0.0	0 : 3,082
	Mitchellville (800509, 800517, 800518)	19,715	1.0	1 : 19,715	0.0	0 : 19,715
	Upper Marlboro (800601, 800604, 800605, 800606, 800607, 800608)	24,461	5.0	1 : 4,892	0.0	0 : 24,461
	Westphalia (800701, 802201)	9,024	9.6	1 : 940	1.0	1 : 9,024
	Rosaryville (800704, 800705, 800706, 800707, 801005, 801006)	23,850	2.8	1 : 8,673	0.0	0 : 23,850
	Baden/Westwood (800800)	3,156	0.0	0 : 3,156	0.0	0 : 3,156
	Aquasco (800900)	1,376	0.0	0 : 1,376	0.0	0 : 1,376
	Brandywine (801003, 801004)	10,398	7.5	1 : 1,386	0.3	1 : 31,994
	Melwood (801104)	2,646	13.0	1 : 204	0.0	0 : 2,646
	Clinton (801207, 801208, 801209, 801210, 801211, 801214, 801215, 801216, 801217)	35,661	50.5	1 : 706	2.0	1 : 17,831
	Henson Creek (801212, 801213, 801305, 801405, 801406, 801407, 801408, 801409, 801701, 801702, 801901, 801904)	48,788	44.2	1 : 1,103	0.3	1 : 195,152
	Accokeek (801302)	2,839	0.0	0 : 2,839	0.0	0 : 2,839

County/Neighborhoods by Census Tracts		Resident Civilian Population <sup>1,2</sup>	Primary Care FTE <sup>3, 5</sup>	Primary Care Provider to Population Ratio <sup>6</sup>	Mental Health FTE <sup>4, 5</sup>	Mental Health Provider to Population Ratio <sup>6</sup>
Prince George's County	South Potomac (801307, 801308, 801309, 801312, 801313, 801404, 801410, 801411)	30,257	16.7	1 : 1,815	0.0	0 : 30,257
	Piscataway/Tippett (801310, 801311)	13,778	0.0	0 : 13,778	0.0	0 : 13,778
	The Heights (801500, 801600, 801704, 801706, 801707, 801708, 801801, 801802, 801804, 801805, 801807, 801808, 801905, 801906, 801907, 801908)	54,588	35.0	1 : 1,562	3.8	1 : 14,365
	Suitland/District Heights/Capitol Heights (802001, 802002, 802103, 802104, 802106, 802107, 802203, 802204, 802301, 802404, 802405, 802406, 802407, 802408, 802501, 802502, 802600, 802700, 802803, 802804)	74,593	17.0	1 : 4,388	0.1	1 : 596,744
	Landover (802805, 802901, 803001, 803002, 803100, 803200, 803300, 803401, 803402, 803508, 803509, 803519, 803524, 803525, 803602)	51,814	11.5	1 : 4,525	0.0	0 : 51,814
	Largo (803512, 803513, 803514, 803520, 803521, 803522, 803523, 803526, 803527,	44,108	63.8	1 : 692	3.0	1 : 14,703

County/Neighborhoods by Census Tracts		Resident Civilian Population <sup>1,2</sup>	Primary Care FTE <sup>3, 5</sup>	Primary Care Provider to Population Ratio <sup>6</sup>	Mental Health FTE <sup>4, 5</sup>	Mental Health Provider to Population Ratio <sup>6</sup>
Prince George's County	Bladensburg (803605, 803610, 803612, 803613, 803700, 803801, 803803, 803900, 804001, 804002, 804101, 804102, 804200, 804300, 806601, 806602)	69,047	63.4	1 : 1,089	2.0	1 : 34,524
	Hyattsville/Riverdale (804400, 804600, 804700, 804801, 804802, 804900, 805000, 805101, 805908, 805909, 806000, 806100, 806200, 806300, 806501)	56,715	67.9	1 : 836	0.9	1 : 63,017
	Langley Park (805201, 805202, 805500, 805601, 805602, 805700, 805801, 805802, 805904, 805906, 805907, 807304, 807305)	54,604	11.7	1 : 4,667	0.0	0 : 54,604
	College Park (806400, 806900, 807000, 807102, 807200, 807301)	24,724	27.3	1 : 906	0.0	0 : 24,724
	Greenbelt (806706, 806708, 806710, 806711, 806712, 806713, 806714, 806800)	34,065	110.0	1 : 310	5.8	1 : 5,873
	Fairland/Beltsville (807404, 807405, 807407, 807408, 807409, 807410)	30,969	6.0	1 : 5,162	0.0	0 : 30,969
	<b>Whole County</b>	<b>50,381</b>	<b>36.8</b>	<b>1 : 1,371</b>	<b>4.0</b>	<b>1 : 12,595</b>
Queen Anne's County	Crumpton (810100)	3,133	0.0	0 : 3,133	0.0	0 : 3,133
	Sudlersville (810200)	2,674	0.0	0 : 2,674	0.0	0 : 2,674
	Church Hill (810300)	4,342	4.2	1 : 1,034	0.0	0 : 4,342
	Centreville (810400, 810500)	11,277	7.1	1 : 1,588	4.0	1 : 2,819
	Queenstown (810600)	5,152	7.0	1 : 736	0.0	0 : 5,152



County/Neighborhoods by Census Tracts		Resident Civilian Population <sup>1,2</sup>	Primary Care FTE <sup>3, 5</sup>	Primary Care Provider to Population Ratio <sup>6</sup>	Mental Health FTE <sup>4, 5</sup>	Mental Health Provider to Population Ratio <sup>6</sup>
Queen Anne's County	Grasonville (810700)	4,031	0.0	0 : 4,031	0.0	0 : 4,031
	Kent Island (810800, 810901, 810902, 811000)	18,237	17.5	1 : 1,045	0.0	0 : 18,237
Saint Mary's County	<b>Whole County</b>	<b>113,510</b>	<b>45.7</b>	<b>1 : 2,487</b>	<b>1.0</b>	<b>1 : 113,510</b>
	Mechanicsville (875000, 875100, 875201, 875202)	22,848	7.0	1 : 3,264	0.0	0 : 22,848
	Bushwood (875300)	2,970	1.0	1 : 2,970	0.0	0 : 2,970
	Leonardtwn (875400, 875500, 876100)	25,112	22.7	1 : 1,106	1.0	1 : 25,112
	Hollywood (875600, 875700)	16,048	8.0	1 : 2,006	0.0	0 : 16,048
	Patuxent River (875801)	1,250	0.0	0 : 1,250	0.0	0 : 1,250
	Lexington Park (875802, 875901, 875902, 876001)	25,139	2.0	1 : 12,892	0.0	0 : 25,139
	California (876002)	9,828	5.0	1 : 1,966	0.0	0 : 9,828
	Saint Inigoes (876200)	5,198	0.0	0 : 5,198	0.0	0 : 5,198
Somerset County	<b>Whole County</b>	<b>25,616</b>	<b>10.7</b>	<b>1 : 2,400</b>	<b>2.0</b>	<b>1 : 12,808</b>
	Princess Anne (930101)	4,965	4.7	1 : 1,062	0.0	0 : 4,965
	Westover (930102, 930300, 930500, 980400)	10,098	5.0	1 : 2,020	2.0	1 : 5,049
	Smith Island (930200)	1,647	1.0	1 : 1,647	0.0	0 : 1,647
	Crisfield (930600)	2,854	0.0	0 : 2,854	0.0	0 : 2,854
Talbot County	<b>Whole County</b>	<b>37,181</b>	<b>54.5</b>	<b>1 : 683</b>	<b>7.4</b>	<b>1 : 5,041</b>
	Cordova (960100, 960501, 960502)	12,567	3.0	1 : 4,189	3.0	1 : 4,189
	Tilghman (960201, 960600, 960700, 960800, 960900)	15,413	8.1	1 : 1,903	1.4	1 : 11,209
	Easton (960300, 960400)	8,767	43.4	1 : 202	3.0	1 : 2,922
Washington County	<b>Whole County</b>	<b>151,049</b>	<b>77.4</b>	<b>1 : 1,952</b>	<b>12.6</b>	<b>1 : 12,036</b>
	Hagerstown (100, 200, 301, 302, 400, 500, 601, 602, 700, 800, 900, 1001, 1002)	43,935	35.6	1 : 1,234	2.7	1 : 16,272
	Smithsburg (10100, 10200, 11202, 11301)	14,674	6.4	1 : 2,293	6.9	1 : 2,142

County/Neighborhoods by Census Tracts		Resident Civilian Population <sup>1,2</sup>	Primary Care FTE <sup>3, 5</sup>	Primary Care Provider to Population Ratio <sup>6</sup>	Mental Health FTE <sup>4, 5</sup>	Mental Health Provider to Population Ratio <sup>6</sup>
Washington County	Williamsport/Maugansville (10300, 10400, 10500, 10801, 10802)	29,192	16.7	1 : 1,751	0.0	0 : 29,192
	Clear Spring (10600)	5,136	0.0	0 : 5,136	0.0	0 : 5,136
	Hancock (10700)	3,424	0.9	1 : 3,913	0.0	0 : 3,424
	Boonsboro/Fairplay (10900, 11000, 11302, 11400)	17,959	5.3	1 : 3,421	0.0	0 : 17,959
	Funkstown/Bridgeport (11100, 11201)	15,906	12.6	1 : 1,262	3.0	1 : 5,302
	Keedysville/Sharpsburg (11500, 11600)	10,807	0.0	0 : 10,807	0.0	0 : 10,807
	<b>Whole County</b>	<b>103,609</b>	<b>100.1</b>	<b>1 : 1,035</b>	<b>7.0</b>	<b>1 : 14,908</b>
Wicomico County	Salisbury (100, 200, 300, 400, 500, 10101, 10102, 10200, 10300, 10400, 10501, 10502)	58,824	94.3	1 : 624	7.0	1 : 8,464
	Pittsville/Willards (10603, 10604, 10606)	16,324	5.8	1 : 2,814	0.0	0 : 16,324
	Fruitland (10605)	4,255	1.0	1 : 4,255	0.0	0 : 4,255
	Mardela Springs (10701)	4,361	0.0	0 : 4,361	0.0	0 : 4,361
	Delma (10702)	8,169	0.0	0 : 8,169	0.0	0 : 8,169
	Tyaskin (10800)	6,461	1.0	1 : 6,461	0.0	0 : 6,461
		<b>Whole County</b>	<b>52,276</b>	<b>39.5</b>	<b>1 : 1,325</b>	<b>3.4</b>
Worcester County	Berlin (980000, 950000, 950100, 950300, 950400, 950600, 950700, 950800, 950900, 951000, 951100, 951700)	37,300	26.7	1 : 1,400	1.4	1 : 26,643
	Pocomoke City/Snow Hill (951200, 951300, 951400, 951500)	13,472	12.8	1 : 1,053	2.0	1 : 6,736
<b>Maryland Total</b>		<b>6,045,680</b>	<b>7811.4</b>	<b>1 : 774</b>	<b>1130.9</b>	<b>1 : 5,346</b>
<sup>1</sup> Annual Estimates of Resident Population in 2019.						
<sup>2</sup> Annual Estimates of Resident Population in 2018.						
<sup>3</sup> Primary Care FTE: Includes family practice, general practice, internal medicine, obstetric and gynecology and pediatric.						
<sup>4</sup> Mental Health FTE: Only includes psychiatrists						
<sup>5</sup> Excluded FTE: Physicians solely working at hospitals, non-acute care facilities, or providing academia or research services.						

County/Neighborhoods by Census Tracts	Resident Civilian Population <sup>1,2</sup>	Primary Care FTE <sup>3, 5</sup>	Primary Care Provider to Population Ratio <sup>6</sup>	Mental Health FTE <sup>4, 5</sup>	Mental Health Provider to Population Ratio <sup>6</sup>
<p><sup>6</sup> Blue font indicates possible eligibility for a Mental Health or Primary Care Geographic HPSA based on provider to population ratio factors below:</p> <p>Primary Care Geographic HPSA</p> <ul style="list-style-type: none"> <li>- If FTE = 0, then population should be at least 500</li> <li>- FTE &gt; 0, then provider: population ratio should be at least 1:3,500 and include a minimum population of 20,000 unless a full county.</li> </ul> <p>Mental Health Geographic HPSA</p> <ul style="list-style-type: none"> <li>- If FTE = 0, then population should be at least 3,000</li> <li>- If FTE &gt; 0, then provider: population ratio should be 1:30,000 for only psychs and include a minimum population of 20,000 unless a full county.</li> </ul>					
<p>Source: U.S. Census Bureau, Population Division, <a href="https://www.census.gov/data/tables/time-series/demo/popest/2010s-counties-total.html">https://www.census.gov/data/tables/time-series/demo/popest/2010s-counties-total.html</a>; Health Resources and Services Administration (HRSA), HPSA Find, <a href="https://data.hrsa.gov/tools/shortage-area/hpsa-find">https://data.hrsa.gov/tools/shortage-area/hpsa-find</a></p>					
<p>Created by PCO, OPHI, MDH 2/1/21</p>					

**Table 20 Area Health Education Centers Clinical Rotation Placements, Maryland 2018-2020**

Medical School Placements		Number of Students in Clinical Rotations 2018-2020 <sup>2</sup>			
AHEC Center <sup>1</sup>	Jurisdictions	FY 2018	FY 2019	FY 2020	Total
AHEC West	Allegany, Garrett, Washington and part of Frederick County	43	43	31	117
Central Maryland AHEC	Baltimore City and Baltimore, Carroll, Howard, Anne Arundel, Harford and Prince Georges Counties	16	25	20	61
Eastern Shore AHEC	Wicomico, Somerset, and Worcester, Talbot, Caroline and Dorchester, Kent, Queen Anne's and Cecil	46	53	28	127
<b>Total</b>		<b>105</b>	<b>121</b>	<b>79</b>	<b>305</b>

1 The Area Health Education Center Program (AHEC) is a federally funded program established in the United States in 1972 “to improve the supply, distribution, retention and quality of primary care and other health practitioners in designated medically underserved areas.”

2 Fiscal Year (FY) is from July 1st through June 30th.

Source:

Maryland State Office of Rural Health, OPHI, MDH 10/8/20

Created by the Maryland PCO, OPHI, MDH 3/24/21

**Table 21: Opioid Misuse Prevention Program (OMPP) Strategies Per Jurisdiction, Maryland, State Fiscal Year 2021**

Jurisdictions / Strategies	Information Dissemination	Prevention Education	Community Based	Environmental	Problem ID and Referral	Alternatives	County Total
Allegany	0	0	1	3	0	0	4
Anne Arundel	2	0	0	0	0	0	2
Baltimore City	0	2	1	1	0	0	4
Baltimore County	3	2	0	1	0	0	6
Calvert	3	0	1	0	0	0	4
Caroline	0	0	0	0	0	0	0
Carroll	1	1	1	2	0	0	5
Cecil	2	0	2	1	0	0	5
Charles	0	0	0	0	0	0	0
Dorchester	0	0	0	0	0	0	0
Frederick	2	0	1	1	0	0	4
Garrett	1	0	0	2	0	0	3
Harford	3	0	0	0	0	0	3
Howard	2	0	0	1	0	0	3
Kent	0	0	0	0	0	0	0
Montgomery	1	0	1	1	0	0	3
Prince George's	0	0	0	0	0	0	0
Queen Anne's	0	0	0	0	0	0	0
Saint Mary's	1	0	0	2	0	0	3
Somerset	1	2	0	1	0	0	4
Talbot	0	0	0	0	0	0	0
Washington	1	0	0	1	0	0	2
Wicomico	2	1	0	0	0	0	3
Worcester	0	0	0	1	0	0	1
<b>Maryland Total</b>	<b>25</b>	<b>8</b>	<b>8</b>	<b>18</b>	<b>0</b>	<b>0</b>	<b>59</b>

The Opioid Misuse Prevention Program (OMPP) is a funding initiative to strengthen and enhance local overdose prevention plans and to implement evidence-based misuse prevention strategies contained in those enhanced plans. The purpose is to reduce opioid misuse, overdoses, and overdose fatalities by supporting the implementation of effective and sustainable prevention strategies throughout the State.

Source: The Office of Prevention, OPHI, MDH 11/1/20

Created by PCO, OPHI, MDH, 3/24/21

**Table 22: Substance Abuse Block Grant Strategies Per Jurisdiction, Maryland, 2021**

Jurisdictions / Strategies	Information Dissemination	Prevention Education	Community Based	Environmental	Problem ID and Referral	Alternatives	County Total
Allegany	2	1	1	0	0	0	4
Anne Arundel	0	2	0	1	0	0	3
Baltimore City	0	2	1	0	0	0	3
Baltimore County	1	2	0	0	0	0	3
Calvert	1	2	0	1	0	0	4
Caroline	2	0	0	0	0	0	2
Carroll	2	1	0	0	0	0	3
Cecil	0	0	1	1	0	0	2
Charles	1	1	0	0	0	0	2
Dorchester	2	0	1	0	0	0	3
Frederick	2	1	1	1	0	0	5
Garrett	2	0	0	0	0	1	3
Harford	1	0	0	0	0	0	1
Howard	1	2	0	0	0	0	3
Kent	1	2	1	0	0	0	4
Montgomery	1	1	0	1	0	0	3
Prince George's	2	2	0	0	0	0	4
Queen Anne's	2	0	0	0	0	1	3
Saint Mary's	1	4	0	0	0	0	5
Somerset	1	0	0	1	0	0	2
Talbot	1	0	1	0	0	0	2
Washington	0	2	0	0	1	0	3
Wicomico	2	0	0	0	0	0	2
Worcester	1	5	0	0	0	0	6
<b>Maryland Total</b>	<b>29</b>	<b>30</b>	<b>7</b>	<b>6</b>	<b>1</b>	<b>2</b>	<b>75</b>

20% of the Substance Abuse Prevention and Treatment Block Grant is allotted for six (6) substance abuse primary prevention strategies. The local jurisdictions must target the general population and also sub-groups that are at high risk for substance abuse.

Source:

The Office of Prevention, OPHI, MDH 11/1/20

Created by PCO, OPHI, MDH, 3/26/21

Appendix C: Listings of Safety-net Sites (FQHCs, hospitals, local health departments and SBHCs) per Jurisdiction.

Allegany  
Anne Arundel  
Baltimore City  
Baltimore County  
Calvert  
Caroline  
Carroll  
Cecil  
Charles  
Dorchester  
Frederick  
Garrett  
Harford  
Howard  
Kent  
Montgomery  
Prince George's  
Queen Anne's  
Saint Mary's  
Somerset  
Talbot  
Washington  
Wicomico  
Worcester



ALLEGANY COUNTY SAFETY NET SITES														
Site Type	Site Name	Site Address	Telephone Number	Web Address	Location Type	Type Description	Contact Name	Migrant Health	Homeless	Medical	Dental	Mental Health	Vision	Substance Use
FQHC	Tri-State Community Health Center - Cumberland PC Site	621 Kelly Rd Cumberland, MD 21502-2878	301-722-3270	<a href="http://www.tschc.com">www.tschc.com</a>	Permanent	Service Delivery Site	Unknown	No	No	Yes	No	No	No	No
FQHC	Tri-State Women's Health Center	12502 Willowbrook Rd, Ste 550 Cumberland, MD 21502-6594	301-723-3940	<a href="http://www.tschc.com">www.tschc.com</a>	Permanent	Service Delivery Site	Unknown	No	No	Yes	No	No	No	No
FQHC	Mountain Laurel Medical Center McCool	22221 Westernport Rd SW Westernport, MD 21562-2206	301-533-3300	<a href="http://www.mountainlaurelmedicalcenter.com">www.mountainlaurelmedicalcenter.com</a>	Permanent	Service Delivery Site	Brian Bailey 301-533-3300 x3056 bbailey@mtnlaurel.org	No	No	Yes	No	Yes	No	Yes
Hospital	UPMC Western Maryland	12500 Willowbrook Rd Cumberland, MD 21502	240-964-7000	<a href="https://www.wmhs.com/">https://www.wmhs.com/</a>	Permanent	Service Delivery Site	Unknown	No	Yes	Yes	Yes	Yes	Yes	Yes
LHD	Allegany County Health Department	12501 Willowbrook Rd Cumberland, MD 21502	301-759-5000	<a href="https://health.maryland.gov/allegany/Pages/Home.aspx">https://health.maryland.gov/allegany/Pages/Home.aspx</a>	Permanent	Administrative/Service Delivery Site	Unknown	No	Unknown	Yes	Yes	Yes	No	Yes

FQHC - Federally Qualified Health Center

LHD - Local Health Department

SBHC - School Based Health Center

Sources:

1. 2019 Program Awardee Data

<https://data.hrsa.gov/tools/data-reporting/program-data?type=AWARDEE&state=MD,2/8/21>

2. Health Resources and Services Administration, accessed 2/1/2021

<http://datawarehouse.hrsa.gov/tools/hdwreports/reports.aspx>

3. Maryland Hospital Association, accessed 3/22/2021

<https://www.mhaonline.org/about-mha/member-hospitals>

4. Allegany County Health Department, accessed 3/22/21

<https://health.maryland.gov/allegany/Pages/Home.aspx>

5. UPMC Western Maryland, accessed 3/24/21

<https://www.wmhs.com/>

Created by the PCO, OPHI, MDH, 2/8/21

ANNE ARUNDEL COUNTY SAFETY NET SITES														
Site Type	Site Name	Site Address	Telephone Number	Web Address	Location Type	Type Description	Contact Name	Migrant Health	Homeless	Medical	Dental	Mental Health	Vision	Substance Use
FQHC	Chase Brexton Health Care Anne Arundel Center	200 Hospital Dr Glen Burnie, MD 21061-5884	410-752-0954	<a href="http://www.chasebrexton.org/">www.chasebrexton.org/</a>	Permanent	Service Delivery Site	Gwen Young 410-383-8300 x20153 gyoung@totalhealthcare.org	No	No	Yes	Yes	Yes	No	Yes
FQHC	Odenton Health Center	1215 Annapolis Rd Odenton, MD 21113-1344	410-735-5719	<a href="http://www.totalhealthcare.org">www.totalhealthcare.org</a>	Permanent	Service Delivery Site	Gwen Young 410-383-8300 x20153 gyoung@totalhealthcare.org	No	No	Yes	Yes	Yes	No	Yes
FQHC	Owensville Primary Care, Inc.	134 Owensville Rd West River, MD 20778-9702	410-867-4700	<a href="http://www.owensvillepc.org">www.owensvillepc.org</a>	Permanent	Service Delivery Site	Juanita Tryon 410-867-4700 jtryon@owensvillepc.com	No	No	Yes	No	Yes	No	No
FQHC	Chase Brexton Health Care at Anne Arundel County	200 Hospital Dr Ste 300 Glen Burnie, MD 21061-5884	410-837-2050	<a href="https://www.chasebrexton.org/locations/baltimore">https://www.chasebrexton.org/locations/baltimore</a>	Permanent	Service Delivery Site	Gwen Young 410-383-8300 x20153 gyoung@totalhealthcare.org	No	No	Yes	Yes	Yes	No	Yes
FQHC	OPC Shady Side V1	6131 Shady Side Rd Shady Side, MD 20764-9504	410-867-4700	<a href="http://www.owensvillepc.org">www.owensvillepc.org</a>	Permanent	Service Delivery Site	Juanita Tryon 410-867-4700 jtryon@owensvillepc.com	No	No	Yes	No	Yes	No	No
Hospital	Anne Arundel Medical Center	2001 Medical Parkway Annapolis, MD 21401	443-481-1000	<a href="https://aahs.org/">https://aahs.org/</a>	Permanent	Service Delivery Site	Unknown	No	Yes	Yes	Yes	Yes	Yes	Yes
Hospital	Univ of MD Baltimore Washington Medical Center	301 Hospital Drive Glen Burnie, MD 21061	410-787-4000	<a href="https://www.umms.org/bwmc">https://www.umms.org/bwmc</a>	Permanent	Service Delivery Site	Unknown	No	Yes	Yes	Yes	Yes	Yes	Yes

ANNE ARUNDEL COUNTY SAFETY NET SITES														
Site Type	Site Name	Site Address	Telephone Number	Web Address	Location Type	Type Description	Contact Name	Migrant Health	Homeless	Medical	Dental	Mental Health	Vision	Substance Use
LHD	Anne Arundel County Department of Health	3 Harry S. Truman Pkwy, Annapolis, MD 21401	410-222-7095	<a href="https://aahealth.org/">https://aahealth.org/</a>	Permanent	Administrative/Service Delivery Site	Unknown	No	No	Yes	Yes	Yes	No	Yes

FQHC - Federally Qualified Health Center

LHD - Local Health Department

SBHC - School Based Health Center

Sources:

1. 2019 Program Awardee Data

<https://data.hrsa.gov/tools/data-reporting/program-data?type=AWARDEE&state=MD, 2/8/21>

2. Health Resources and Services Administration, accessed 2/1/2021

<http://datawarehouse.hrsa.gov/tools/hdwreports/reports.aspx>

3. Maryland Hospital Association, accessed 3/22/2021

<https://www.mhaonline.org/about-mha/member-hospitals>

4. Anne Arundel Medical Center, accessed 3/24/21

<https://aahs.org/>

5. Univ of MD Baltimore Washington Medical Center, accessed 3/24/21

<https://www.umms.org/bwmc>

6. Anne Arundel County Department of Health, accessed 3/24/21

<https://aahealth.org/>

Created by the PCO, OPHI, MDH, 2/8/21

BALTIMORE CITY SAFETY NET SITES														
Site Type	Site Name	Site Address	Telephone Number	Web Address	Location Type	Type Description	Contact Name	Migrant Health	Homeless	Medical	Dental	Mental Health	Vision	Substance Use
FQHC	Health Care for the Homeless, West Baltimore	2000 W Baltimore St Baltimore, MD 21223-1558	410-837-5533	<a href="http://www.hchmd.org">www.hchmd.org</a>	Permanent	Service Delivery Site	Unknown	No	Yes	Yes	Yes	Yes	No	Yes
FQHC (SBHC)	Mergenthaler Vocational-Technical High School (Mervo)	3500 Hillen Rd Baltimore, MD 21218-2227	443-703-3663	<a href="https://www.baltimorecityschools.org/health-services">https://www.baltimorecityschools.org/health-services</a>	Seasonal	Service Delivery Site	Judith Lockett, Program Manager 410-732-8800 Email: Judi.lockett@bmsi.org Arlene Tyler, M.D., Medical Director of School Based Health Baltimore Medical System 3501 Sinclair Lane Baltimore, MD 21213 Email: Arlene.Tyler@bmsi.org	No	No	Yes	Yes	Yes	Yes	No
FQHC	Convalescent Care Program	620 Fallsway Baltimore, MD 21202-4117	410-855-5533	<a href="http://www.hchmd.org">www.hchmd.org</a>	Permanent	Service Delivery Site	Unknown	No	Yes	Yes	Yes	Yes	No	Yes
FQHC	Highlandtown Healthy Living Center	3700 Fleet St Baltimore, MD 21224-4200	410-558-4900	<a href="http://www.bmsi.org">www.bmsi.org</a>	Permanent	Service Delivery Site	Unknown	No	No	Yes	No	Yes	No	Yes
FQHC	East Baltimore Medical Center	1000 E Eager St Baltimore, MD 21202-5533	410-522-9800	<a href="http://www.bmsi.org">www.bmsi.org</a>	Permanent	Service Delivery Site	Unknown	No	No	Yes	No	Yes	No	Yes
FQHC	Park West Medical Center - Belvedere	3319 W Belvedere Ave Baltimore, MD	410-542-7800 x7305	<a href="http://www.parkwestmed.org/">http://www.parkwestmed.org/</a>	Permanent	Service Delivery Site	Shawna Dixon 443-884-7501 x19231 sdixon@parkwestmed.org	No	No	Yes	Yes	Yes	No	Yes
FQHC (SBHC)	Forest Park High School	3701 Eldorado Ave Baltimore, MD 21207-7658	443-703-3694	<a href="https://www.baltimorecityschools.org/health-services">https://www.baltimorecityschools.org/health-services</a>	Seasonal	Service Delivery Site	Judith Lockett, Program Manager 410-732-8800 Email: Judi.lockett@bmsi.org Arlene Tyler, M.D., Medical Director of School Based Health Baltimore Medical System 3501 Sinclair Lane Baltimore, MD 21213 Email: Arlene.Tyler@bmsi.org	No	No	Yes	Yes	Yes	Yes	No
FQHC	Westside Health Center	2449 Frederick Ave Baltimore, MD 21223-2856	410-383-8300	<a href="https://totalhealthcare.org/">https://totalhealthcare.org/</a>	Permanent	Service Delivery Site	Gwen Young 410-383-8300 x20153 gyoung@totalhealthcare.org	No	No	Yes	Yes	Yes	No	Yes
FQHC	FHCB - Brooklyn	3540 S Hanover St Brooklyn, MD 21225-1772	410-355-0343	Unknown	Permanent	Service Delivery Site	Unknown	No	No	Yes	Yes	Yes	No	Yes
FQHC	Belair Edison Family Health Ctr	3120 Erdman Ave Baltimore, MD 21213-1720	410-558-4800	<a href="http://www.bmsi.org">www.bmsi.org</a>	Permanent	Service Delivery Site	Unknown	No	No	Yes	No	Yes	No	Yes
FQHC (SBHC)	Harford Heights Schools	1919 N Broadway Baltimore, MD 21213-1432	410-396-8086	<a href="http://www.bmsi.org">www.bmsi.org</a> or <a href="https://www.baltimorecityschools.org/health-services">https://www.baltimorecityschools.org/health-services</a>	Seasonal	Service Delivery Site	Judith Lockett, Program Manager 410-732-8800 Email: Judi.lockett@bmsi.org Arlene Tyler, M.D., Medical Director of School Based Health Baltimore Medical System 3501 Sinclair Lane Baltimore, MD 21213 Email: Arlene.Tyler@bmsi.org	No	No	Yes	No	Yes	No	Yes
FQHC (SBHC)	Patterson Senior High School	100 Kane St Baltimore, MD 21224-1726	410-732-8800	<a href="http://www.baltimorecityschools.org/DoMain/3940">http://www.baltimorecityschools.org/DoMain/3940</a>	Seasonal	Service Delivery Site	Judith Lockett, Program Manager 410-732-8800 Email: Judi.lockett@bmsi.org Arlene Tyler, M.D., Medical Director of School Based Health Baltimore Medical System 3501 Sinclair Lane Baltimore, MD 21213 Email: Arlene.Tyler@bmsi.org	No	No	Yes	Yes	Yes	Yes	No
FQHC (SBHC)	Paul Laurence Dunbar High School	1400 Orleans St Baltimore, MD 21231-1021	410-732-8800	<a href="http://www.baltimorecityschools.org/DoMain/4275">http://www.baltimorecityschools.org/DoMain/4275</a>	Seasonal	Service Delivery Site	Judith Lockett, Program Manager 410-732-8800 Email: Judi.lockett@bmsi.org Arlene Tyler, M.D., Medical Director of School Based Health Baltimore Medical System 3501 Sinclair Lane Baltimore, MD 21213 Email: Arlene.Tyler@bmsi.org	No	No	Yes	Yes	Yes	Yes	No

BALTIMORE CITY SAFETY NET SITES														
Site Type	Site Name	Site Address	Telephone Number	Web Address	Location Type	Type Description	Contact Name	Migrant Health	Homeless	Medical	Dental	Mental Health	Vision	Substance Use
FQHC	Mondawmin Mall Health Center	2401 Liberty Heights Ave Ste 111-113 Baltimore, Baltimore MD 21215-8019	410-383-8300	<a href="http://www.totalhealthcare.org">www.totalhealthcare.org</a>	Permanent	Administrative/ Service Delivery Site	Gwen Young 410-383-8300 x20153 gyoung@totalhealthcare.org	No	No	Yes	Yes	Yes	No	Yes
FQHC	HCH Mobile Van	421 Fallsway Baltimore, MD 21202-4800	410-837-5533	<a href="http://www.hchmd.org">www.hchmd.org</a>	Mobile Van	Service Delivery Site	Unknown	No	Yes	Yes	Yes	Yes	No	Yes
FQHC	Total Health Care at Open Gates Health Center	1111 Washington Blvd Baltimore, MD	410-383-8300	<a href="http://www.totalhealthcare.org">www.totalhealthcare.org</a>	Permanent	Service Delivery Site	Gwen Young 410-383-8300 x20153 gyoung@totalhealthcare.org	No	No	Yes	Yes	Yes	No	Yes
FQHC	Family Health Centers of Baltimore, Inc.	631 Cherry Hill Rd Brooklyn, MD 21225-1228	410-354-2000	<a href="http://www.fhcb.org">www.fhcb.org</a>	Permanent	Service Delivery Site	Unknown	No	No	Yes	Yes	Yes	No	Yes
FQHC	Men's Health Center	1515 W North Ave Baltimore, MD 21217-1735	410-383-8300	<a href="http://www.totalhealthcare.org">http://www.totalhealthcare.org</a>	Permanent	Service Delivery Site	Gwen Young 410-383-8300 x20153 gyoung@totalhealthcare.org	No	No	Yes	Yes	Yes	No	Yes
FQHC (SBHC)	Collington Square K-8 School	1409 N Collington Ave Baltimore, MD 21213-3418	443-703-3661	<a href="http://www.bmsi.org">www.bmsi.org</a> or <a href="https://www.baltimorecityschools.org/health-services">https://www.baltimorecityschools.org/health-services</a>	Seasonal	Service Delivery Site	Judith Lockett, Program Manager 410-732-8800 Email: Judi.lockett@bmsi.org Arlene Tyler, M.D., Medical Director of School Based Health Baltimore Medical System 3501 Sinclair Lane Baltimore, MD 21213 Email: Arlene.Tyler@bmsi.org	No	No	Yes	No	Yes	No	Yes
FQHC	Park West Medical Center - Plaza Site	4120 Patterson Ave Baltimore, MD 21215-2254	410-764-2266	<a href="http://www.parkwestmed.org/page/covid-19">http://www.parkwestmed.org/page/covid-19</a>	Permanent	Service Delivery Site	Shawna Dixon 443-884-7501 x19231 sdixon@parkwestmed.org	No	No	Yes	Yes	Yes	No	Yes
FQHC	Health Care for the Homeless	421 Fallsway Baltimore, MD 21202-4800	410-837-5533	<a href="http://www.hchmd.org">www.hchmd.org</a>	Permanent	Administrative/ Service Delivery Site	Unknown	No	Yes	Yes	Yes	Yes	No	Yes
FQHC	BALTIMORE MEDICAL SYSTEM, INC.	3501 Sinclair Ln Baltimore, MD 21213-2029	410-558-4975	<a href="http://www.bmsi.org">www.bmsi.org</a>	Permanent	Administrative	Unknown	No	No	Yes	No	Yes	No	Yes
FQHC	Kirk Health Center	2400 Kirk Ave Baltimore, MD 21218-5507	410-383-8300	<a href="http://www.totalhealthcare.org">http://www.totalhealthcare.org</a>	Permanent	Administrative/ Service Delivery Site	Gwen Young 410-383-8300 x20153 gyoung@totalhealthcare.org	No	No	Yes	Yes	Yes	No	Yes
FQHC	AbsoluteCare Inc.	1040 Park Ave Ste 200 Baltimore, MD 21201-5634	443-738-0300	<a href="https://www.absolutecare.com/baltimore">https://www.absolutecare.com/baltimore</a>	Permanent	Service Delivery Site	Unknown	No	No	Yes	No	Yes	No	Yes
FQHC	Saratoga Health Center	1501 W Saratoga St Baltimore, MD 21223-1749	410-383-8300	<a href="http://www.totalhealthcare.org">http://www.totalhealthcare.org</a>	Permanent	Administrative/ Service Delivery Site	Gwen Young 410-383-8300 x20153 gyoung@totalhealthcare.org	No	No	Yes	Yes	Yes	No	Yes
FQHC	Mt. Royal Health Center	922 W North Ave Baltimore, MD 21217-3940	410-383-8300	<a href="http://www.totalhealthcare.org">http://www.totalhealthcare.org</a>	Permanent	Service Delivery Site	Gwen Young 410-383-8300 x20153 gyoung@totalhealthcare.org	No	No	Yes	Yes	Yes	No	Yes
FQHC	Chase Brexton Health Services, Inc.	1111 N Charles St Baltimore, MD 21201-5505	410-837-2050	<a href="http://www.chasebrexton.org">www.chasebrexton.org</a>	Permanent	Service Delivery Site	Unknown	No	No	Yes	Yes	Yes	No	Yes

BALTIMORE CITY SAFETY NET SITES														
Site Type	Site Name	Site Address	Telephone Number	Web Address	Location Type	Type Description	Contact Name	Migrant Health	Homeless	Medical	Dental	Mental Health	Vision	Substance Use
FQHC (SBHC)	Vanguard Collegiate Middle School	5001 Sinclair Ln Baltimore, MD 21206-5937	443-703-3635	www.bmsi.org or https://www.baltimorecityschools.org/health-services	Seasonal	Service Delivery Site	Judith Lockett, Program Manager 410-732-8800 Email: Judi.lockett@bmsi.org Arlene Tyler, M.D., Medical Director of School Based Health Baltimore Medical System 3501 Sinclair Lane Baltimore, MD 21213 Email: Arlene.Tyler@bmsi.org	No	No	Yes	Yes	Yes	Yes	No
FQHC	Family Health Centers of Baltimore	3540 S Hanover St Baltimore, MD 21225-1772	410-354-2000	<a href="https://fhcb.org/locations/">https://fhcb.org/locations/</a>	Permanent	Service Delivery Site	Gwen Young 410-383-8300 x20153 gyoung@totalhealthcare.org	No	No	Yes	Yes	Yes	No	Yes
FQHC	Park West Men & Family Hlth Ctr	4151 Park Heights Ave Baltimore, 21215-6730	410-542-7800	<a href="http://www.parkwestmed.org/about-us/locations/men-and-family">http://www.parkwestmed.org/about-us/locations/men-and-family</a>	Permanent	Service Delivery Site	Shawna Dixon 443-884-7501 x19231 sdixon@parkwestmed.org	No	No	Yes	Yes	Yes	No	Yes
FQHC (SBHC)	Tench Tilghman K-8 School	600 N Patterson Park Ave Baltimore, MD 21205-2447	410-396-9247	www.bmsi.org or https://www.baltimorecityschools.org/health-services	Seasonal	Service Delivery Site	Judith Lockett, Program Manager 410-732-8800 Email: Judi.lockett@bmsi.org Arlene Tyler, M.D., Medical Director of School Based Health Baltimore Medical System 3501 Sinclair Lane Baltimore, MD 21213 Email: Arlene.Tyler@bmsi.org	No	No	Yes	Yes	Yes	Yes	No
FQHC	Division Health Center	1501 Division St Baltimore, MD 21217-3121	410-383-8300	<a href="http://www.totalhealthcare.org">http://www.totalhealthcare.org</a>	Permanent	Administrative/Service Delivery Site	Gwen Young 410-383-8300 x20153 gyoung@totalhealthcare.org	No	No	Yes	Yes	Yes	No	Yes
FQHC	BMS Pine Heights Health Center	1001 Pine Heights Ave Ste 100 Baltimore, MD 21229-5266	410-732-8800	<a href="https://bmsi.org/">https://bmsi.org/</a>	Permanent	Service Delivery Site	Unknown	No	No	Yes	No	Yes	No	Yes
FQHC	BMS at St. Agnes	900 S Caton Ave Baltimore 21229-5201	443-703-3200	<a href="http://www.bmsi.org">www.bmsi.org</a>	Permanent	Service Delivery Site	Unknown	No	No	Yes	No	Yes	No	Yes
Hospital	Grace Medical Center	2000 West Baltimore St Baltimore, MD 21223	410-362-3000	<a href="https://www.lifebridgehealth.org/Grace/Grace.aspx">https://www.lifebridgehealth.org/Grace/Grace.aspx</a>	Permanent	Service Delivery Site	Unknown	No	Yes	Yes	No	Yes	No	Yes
Hospital	Kennedy Krieger Institute	707 North Broadway Baltimore, MD 21205	888-554-2080	<a href="https://www.kennedykrieger.org/">https://www.kennedykrieger.org/</a>	Permanent	Service Delivery Site	Unknown	No	No	Yes	No	No	No	No
Hospital	Johns Hopkins Bayview Medical Center	4940 Eastern Ave Baltimore, MD 21224	410-550-0100	<a href="https://www.hopkinsmedicine.org/johns_hopkins_bayview/">https://www.hopkinsmedicine.org/johns_hopkins_bayview/</a>	Permanent	Service Delivery Site	Unknown	No	Yes	Yes	No	Yes	Yes	Yes
Hospital	The Johns Hopkins Hospital	1800 Orleans St Baltimore, MD 21287	410-955-5000	<a href="https://www.hopkinsmedicine.org/the_johns_hopkins_hospital/index.html">https://www.hopkinsmedicine.org/the_johns_hopkins_hospital/index.html</a>	Permanent	Service Delivery Site	Unknown	No	Yes	Yes	No	Yes	Yes	Yes
Hospital	MedStar Good Samaritan Hospital	5601 Loch Raven Blvd, Baltimore, MD 21239	443-444-4100	<a href="https://www.medstargoodsam.org/">https://www.medstargoodsam.org/</a>	Permanent	Service Delivery Site	Unknown	No	Yes	Yes	No	Yes	No	Yes



BALTIMORE CITY SAFETY NET SITES															
Site Type	Site Name	Site Address	Telephone Number	Web Address	Location Type	Type Description	Contact Name	Migrant Health	Homeless	Medical	Dental	Mental Health	Vision	Substance Use	
Hospital	MedStar Harbor Hospital	3001 S. Hanover St, Baltimore, MD 21225	410-350-3200	<a href="https://www.medstarharbor.org/">https://www.medstarharbor.org/</a>	Permanent	Service Delivery Site	Unknown	No	Yes	Yes	No	Yes	Yes	Yes	
Hospital	MedStar Union Memorial Hospital	201 E. University Pkwy, Baltimore, MD 21218	410-350-3200	<a href="https://www.medstarunionmemorial.org">https://www.medstarunionmemorial.org</a>	Permanent	Service Delivery Site	Unknown	No	Yes	Yes	No	Yes	Yes	Yes	
Hospital	Mercy Medical Center	345 St. Paul Place Baltimore, MD 21202	410-332-9000	<a href="https://mdmercy.com/">https://mdmercy.com/</a>	Permanent	Service Delivery Site	Unknown	No	Yes	Yes	No	No	No	No	
Hospital	Mt. Washington Pediatric Hospital	1708 W Rogers Ave Baltimore, MD 21209	410-578-8600	<a href="https://www.mwph.org/">https://www.mwph.org/</a>	Permanent	Service Delivery Site	Unknown	No	No	Yes	No	Yes	No	No	
Hospital	Ascension Saint Agnes	900 S Caton Avenue Baltimore, MD 21229	667-234-6000	<a href="https://healthcare.ascension.org/Locations/Maryland/MDBAL/Baltimore-Saint-Agnes-">https://healthcare.ascension.org/Locations/Maryland/MDBAL/Baltimore-Saint-Agnes-</a>	Permanent	Service Delivery Site	Unknown	No	Yes	Yes	No	No	No	No	
Hospital	Sinai Hospital of Baltimore	2401 W. Belvedere Ave, Baltimore, MD 21215	443-658-7212	<a href="https://www.lifebridgehealth.org/Sinai/Sinai1.aspx">https://www.lifebridgehealth.org/Sinai/Sinai1.aspx</a>	Permanent	Service Delivery Site	Unknown	No	Yes	Yes	No	Yes	Yes	Yes	
Hospital	University of Maryland Medical Center	22 S. Greene Street Baltimore, MD 21201	410-328-8667	<a href="https://www.umms.org/ummc">https://www.umms.org/ummc</a>	Permanent	Service Delivery Site	Unknown	No	Yes	Yes	No	No	Yes	No	
Hospital	University of Maryland Medical Center Midtown Campus	827 Linden Avenue Baltimore, MD 21201	410-225-8000	<a href="https://www.umms.org/midtown">https://www.umms.org/midtown</a>	Permanent	Service Delivery Site	Unknown	No	Yes	Yes	No	Yes	Yes	Yes	
Hospital	University of Maryland Rehabilitation & Orthopaedic Institute	2200 Kernan Drive Baltimore, MD 21207	410-448-2500	<a href="https://www.umms.org/rehab">https://www.umms.org/rehab</a>	Permanent	Service Delivery Site	Unknown	No	No	Yes	No	No	No	No	
LHD	Baltimore City Health Department	1001 E. Fayette St Baltimore, MD 21202	410-396-4398	<a href="https://health.baltimorecity.gov/">https://health.baltimorecity.gov/</a>	Permanent	Administrative/Service Delivery Site	Unknown	No	Yes	Yes	Yes	Yes	No	Yes	
SHBC	City Springs Elementary/Middle School SBHC	100 South Caroline Street Baltimore, MD 21231	410-396-4522 or 410-396-8615	<a href="https://www.baltimorecityschools.org/health-services">https://www.baltimorecityschools.org/health-services</a>	Permanent	Service Delivery Site	Francine Childs, Assistant Commissioner Francine.childs@baltimorecity.gov 410-396-4522 Joy Twesigye, RN, NP, MS, MPP Clinical Director, School-Based Health Centers Joy.Twesigye@baltimorecity.gov 410-396-8615	Unknown	Unknown	Yes	Yes	Yes	Yes	No	
SHBC	Augusta Fells Savage Institute of Visual Arts SBHC *Bluford Drew Jemison STEM Academy West	1500 Harlem Avenue Baltimore, MD 21217			Permanent	Service Delivery Site		Unknown	Unknown	Yes	Yes	Yes	Yes	Yes	No
SHBC	William S. Baer School SBHC	2001 North Warwick Avenue Baltimore, MD 21216			Permanent	Service Delivery Site		Unknown	Unknown	Yes	Yes	Yes	Yes	Yes	No

BALTIMORE CITY SAFETY NET SITES														
Site Type	Site Name	Site Address	Telephone Number	Web Address	Location Type	Type Description	Contact Name	Migrant Health	Homeless	Medical	Dental	Mental Health	Vision	Substance Use
SHBC	Digital Harbor High SBHC	1100 Covington Street Baltimore, MD 21230	410-396-4522 or 410-396-8615	<a href="https://www.baltimorecityschools.org/health-services">https://www.baltimorecityschools.org/health-services</a>	Permanent	Service Delivery Site	Francine Childs, Assistant Commissioner Francine.childs@baltimorecity.gov 410-396-4522 Joy Twesigye, RN, NP, MS, MPP Clinical Director, School-Based Health Centers Joy.Twesigye@baltimorecity.gov 410-396-8615	Unknown	Unknown	Yes	Yes	Yes	Yes	No
SHBC	The Reach! Partnership School SBHC at the Fairmount Harford Building	2555 Harford Rd. Baltimore, MD 21218			Permanent	Service Delivery Site		Unknown	Unknown	Yes	Yes	Yes	Yes	No
SHBC	New Era Academy SBHC	2700 Seamon Avenue Baltimore, Maryland 21225			Permanent	Service Delivery Site		Unknown	Unknown	Yes	Yes	Yes	Yes	No
SHBC	Booker T. Washington Middle School/Renaissance Academy High School	1301 McCulloh Street Baltimore, MD 21217			Telehealth/ Permanent	Service Delivery Site		Unknown	Unknown	Yes	Yes	Yes	Yes	No
SHBC	KIPP: UJIMA Village Academy/KIPP	2000 Edgewood Street, Baltimore, MD 21216	410-291-2570		Permanent	Service Delivery Site	Kate Connor, MD, MSPH Medical Director, 410-291-2570, Kconno14@jhmi.edu	Unknown	Unknown	Yes	Yes	Yes	Yes	No
SHBC	Coppin State University Helene Fuld School Based and Community Health Center at St Frances Academy (AKA) Coppin Clinic at St Frances	501 E. Chase Street Baltimore, MD 21202	410-528-8747	Unknown	Permanent	Service Delivery Site	Patricia Setlow 410-528-8747 FAX: 410-528-8748 PSetlow@Coppin.edu	Unknown	Unknown	Yes	Yes	Yes	Yes	No

LHD - Local Health Department  
SBHC - School Based Health Center

Sources:

- 2019 Program Awardee Data  
<https://data.hrsa.gov/tools/data-reporting/program-data?type=AWARDEE&state=MD,2/8/21>
- Health Resources and Services Administration, accessed 2/1/2021  
<http://datawarehouse.hrsa.gov/tools/hdwreports/reports.aspx>
- Maryland Hospital Association, accessed 3/22/2021  
<https://www.mhaonline.org/about-mha/member-hospitals>
- Maryland Assembly on School-based Health Care, accessed 3/24/2021  
<https://masbhc.org/what-is-school-based-health/>
- Maryland State Department of Education, accessed 3/24/2021  
<http://marylandpublicschools.org/about/Pages/DSFSS/SSSP/SBHC/index.aspx>
- Baltimore City School System, accessed 3/24/21  
<https://www.baltimorecityschools.org/health-services>
- Grace Medical Center, accessed 3/24/21



BALTIMORE CITY SAFETY NET SITES														
Site Type	Site Name	Site Address	Telephone Number	Web Address	Location Type	Type Description	Contact Name	Migrant Health	Homeless	Medical	Dental	Mental Health	Vision	Substance Use

<https://www.lifebridgehealth.org/Grace/Grace.aspx>  
 8. Kennedy Krieger Institute, accessed 3/24/21  
<https://www.kennedykrieger.org/>  
 9. Johns Hopkins Bayview Medical Center, accessed 3/24/21  
[https://www.hopkinsmedicine.org/johns\\_hopkins\\_bayview/](https://www.hopkinsmedicine.org/johns_hopkins_bayview/)  
 10. The Johns Hopkins Hospital, accessed 3/24/21  
[https://www.hopkinsmedicine.org/the\\_johns\\_hopkins\\_hospital/index.html](https://www.hopkinsmedicine.org/the_johns_hopkins_hospital/index.html)  
 11. MedStar Good Samaritan Hospital, accessed 3/24/21  
<https://www.medstargoodsam.org/>  
 12. MedStar Harbor Hospital, accessed 3/24/21  
<https://www.medstarharbor.org/>  
 13. MedStar Union Memorial Hospital, accessed 3/24/21  
<https://www.medstarunionmemorial.org/>  
 14. Mercy Medical Center, accessed 3/24/21  
<https://mdmercy.com/>  
 15. Mt. Washington Pediatric Hospital, accessed 3/24/21  
<https://www.mwph.org/>  
 16. Ascension Saint Agnes, accessed 3/24/21  
<https://healthcare.ascension.org/Locations/Maryland/MDBAL/Baltimore-Saint-Agnes-Hospital>  
 17. Sinai Hospital of Baltimore, accessed 3/24/21  
<https://www.lifebridgehealth.org/Sinai/Sinai1.aspx>  
 18. University of Maryland Medical Center, accessed 3/24/21  
<https://www.umms.org/ummc>  
 19. University of Maryland Medical Center Midtown Campus, accessed 3/24/21  
<https://www.umms.org/midtown>  
 20. University of Maryland Rehabilitation & Orthopaedic Institute, accessed 3/24/21  
<https://www.umms.org/rehab>  
 21. Baltimore City Health Department, accessed 3/24/21  
<https://health.baltimorecity.gov/>

Created by the PCO, OPHI, MDH, 2/8/21

BALTIMORE COUNTY SAFETY NET SITES														
Site Type	Site Name	Site Address	Telephone Number	Web Address	Location Type	Type Description	Contact Name	Migrant Health	Homeless	Medical	Dental	Mental Health	Vision	Substance Use
FQHC	Baltimore County Eastern Family Resource Center	9150 Franklin Square Dr Ste 301 Baltimore, MD 21237-3903	443-703-6764	<a href="http://www.hchmd.org">www.hchmd.org</a>	Permanent	Service Delivery Site	Unknown	No	Yes	Yes	Yes	Yes	No	Yes
FQHC	BMS at Middlesex	1245 Eastern Blvd Essex, MD 21221-3422	410-558-4700	<a href="http://www.bmsi.org">www.bmsi.org</a>	Permanent	Service Delivery Site	Unknown	No	No	Yes	No	Yes	No	Yes
FQHC	Chase Brexton Health Services, Inc.	3506 Brenbrook Dr Randallstown, MD 21133-4902	410-496-6441	<a href="http://www.chasebrexton.org/">www.chasebrexton.org/</a>	Permanent	Service Delivery Site	Unknown	No	No	Yes	Yes	Yes	No	Yes
Hospital	Greater Baltimore Medical Center	6701 North Charles St, Baltimore, MD 21204	443-849-2000	<a href="https://www.gbmc.org/default.cfm">https://www.gbmc.org/default.cfm</a>	Permanent	Service Delivery Site	Unknown	No	Yes	Yes	No	Yes	Yes	Yes
Hospital	Northwest Hospital	5401 Old Court Rd, Randallstown, MD 21133	443-658-1442	<a href="https://www.lifebridgehealth.org/Northwest/Northwest1.aspx">https://www.lifebridgehealth.org/Northwest/Northwest1.aspx</a>	Permanent	Service Delivery Site	Unknown	No	Yes	Yes	No	Yes	Yes	Yes
Hospital	Sheppard Pratt Health System	6501 N. Charles St Baltimore, MD 21204	410-938-3000	<a href="https://www.sheppardpratt.org/">https://www.sheppardpratt.org/</a>	Permanent	Service Delivery Site	Unknown	No	Yes	Yes	No	Yes	No	Yes
Hospital	MedStar Franklin Square Medical Center	9000 Franklin Square Dr Baltimore, MD 21237	443-777-7000	<a href="https://www.medstarfranklinsquare.org/">https://www.medstarfranklinsquare.org/</a>	Permanent	Service Delivery Site	Unknown	No	Yes	Yes	No	Yes	No	No
Hospital	Univ of MD St. Joseph Medical Center	7601 Osler Drive Towson, MD 21204	410-337-1000	<a href="https://www.umms.org/sjmc">https://www.umms.org/sjmc</a>	Permanent	Service Delivery Site	Unknown	No	Yes	Yes	No	No	No	No
LHD	Baltimore County Department of Health	6401 York Rd, Baltimore, MD 21212	410-887-2243	<a href="https://www.baltimorecountymd.gov/departments/health/healthservices/">https://www.baltimorecountymd.gov/departments/health/healthservices/</a>	Permanent	Administrative/Service Delivery Site	Unknown	Unknown	Yes	Yes	Yes	Yes	No	Yes

BALTIMORE COUNTY SAFETY NET SITES														
Site Type	Site Name	Site Address	Telephone Number	Web Address	Location Type	Type Description	Contact Name	Migrant Health	Homeless	Medical	Dental	Mental Health	Vision	Substance Use
SHBC	Chesapeake High School SBWC	1801 Turkey Point Road Baltimore, MD 21221	443-809-6368 or 410-887-3422	<a href="https://masbhc.org/baltimore-county/">https://masbhc.org/baltimore-county/</a> or <a href="https://www.baltimorecountymd.gov/departments/socialservices/schoolbasedservices.html">https://www.baltimorecountymd.gov/departments/socialservices/schoolbasedservices.html</a>	Permanent	Service Delivery Site	Debbie Somerville 443-809-6368 dsomerville@bcps.org Baltimore County Public Schools 105 West Chesapeake Avenue/Jefferson Building, Lower Level Towson MD, 21204 Medical Sponsoring Agency: Baltimore County Department of Health Dr. Mark Melzer 6401 York Road, 3rd Floor Baltimore, MD 21212 410-887-3422	Unknown	Unknown	Yes	Yes	Yes	Yes	No
SHBC	Deep Creek Middle School/Sandalwood Elementary School SBWC	1000 S. Marlyn Avenue Baltimore, MD 21221			Permanent	Service Delivery Site		Unknown	Unknown	Yes	Yes	Yes	Yes	No
SHBC	Dundalk Wellness Center (*Serving Dundalk Elementary, Middle, and High)	2717 Playfield St Baltimore, MD 21222			Permanent	Service Delivery Site		Unknown	Unknown	Yes	Yes	Yes	Yes	No
SHBC	Hawthorne Elementary School SBWC	125 Kingston Road Baltimore, MD 21220			Permanent	Service Delivery Site		Unknown	Unknown	Yes	Yes	Yes	Yes	No

BALTIMORE COUNTY SAFETY NET SITES														
Site Type	Site Name	Site Address	Telephone Number	Web Address	Location Type	Type Description	Contact Name	Migrant Health	Homeless	Medical	Dental	Mental Health	Vision	Substance Use
SHBC	Holabird Middle School SBWC (*serving Holabird Middle and Norwood Elementary)	1701 Delvale Avenue Baltimore, MD 21222	443-809-6368 or 410-887-3422	<a href="https://masbhc.org/baltimore-county/">https://masbhc.org/baltimore-county/</a> or <a href="https://www.baltimorecountymd.gov/departments/socialservices/schoolbasedservices.html">https://www.baltimorecountymd.gov/departments/socialservices/schoolbasedservices.html</a>	Permanent	Service Delivery Site	Debbie Somerville 443-809-6368 dsomerville@bcps.org Baltimore County Public Schools 105 West Chesapeake Avenue/Jefferson Building, Lower Level Towson MD, 21204 Medical Sponsoring Agency: Baltimore County Department of Health Dr. Mark Melzer 6401 York Road, 3rd Floor Baltimore, MD 21212 410-887-3422	Unknown	Unknown	Yes	Yes	Yes	Yes	No
SHBC	Kenwood High School SBWC	501 Stemmers Run Road Baltimore, MD 21221			Permanent	Service Delivery Site		Unknown	Unknown	Yes	Yes	Yes	Yes	No
SHBC	Lansdowne High School SBWC	3800 Hollins Ferry Road Baltimore, MD 21227			Permanent	Service Delivery Site		Unknown	Unknown	Yes	Yes	Yes	Yes	No
SHBC	Lansdowne Middle School SBWC	2400 Lansdowne Road Baltimore, MD 21227			Permanent	Service Delivery Site		Unknown	Unknown	Yes	Yes	Yes	Yes	No

BALTIMORE COUNTY SAFETY NET SITES														
Site Type	Site Name	Site Address	Telephone Number	Web Address	Location Type	Type Description	Contact Name	Migrant Health	Homeless	Medical	Dental	Mental Health	Vision	Substance Use
SHBC	Middle River Middle Wellness (*serving Middle River Middle, Glenmar, Victory Villa, & Martin Boulevard Elementary)	800 Middle River Rd Baltimore, MD 21220	443-809-6368 or 410-887-3422	https://masbhc.org/baltimore-county/ or https://www.baltimorecountymd.gov/departments/socialservices/parenting/schoolbasedservices.html	Permanent	Service Delivery Site	Debbie Somerville 443-809-6368 dsomerville@bcps.org Baltimore County Public Schools 105 West Chesapeake Avenue/Jefferson Building, Lower Level Towson MD, 21204 Medical Sponsoring Agency: Baltimore County Department of Health Dr. Mark Melzer 6401 York Road, 3rd Floor Baltimore, MD 21212 410-887-3422	Unknown	Unknown	Yes	Yes	Yes	Yes	No
SHBC	Owings Mills High School SBWC	124 Tolgate Road Baltimore, MD 21117			Permanent	Service Delivery Site		Unknown	Unknown	Yes	Yes	Yes	Yes	No
SHBC	Parkville High School SBWC	2600 Putty Hill Avenue Baltimore, MD 21234			Permanent	Service Delivery Site		Unknown	Unknown	Yes	Yes	Yes	Yes	No
SHBC	Riverview Elementary School SBWC	3298 Kessler Road Baltimore, MD 21227			Permanent	Service Delivery Site		Unknown	Unknown	Yes	Yes	Yes	Yes	No
SHBC	Woodlawn High School SBWC	1801 Woodlawn Drive Baltimore, MD 21207			Permanent	Service Delivery Site		Unknown	Unknown	Yes	Yes	Yes	Yes	No

FQHC - Federally Qualified Health Center  
LHD - Local Health Department  
SBHC - School Based Health Center

Sources:

- 2019 Program Awardee Data  
<https://data.hrsa.gov/tools/data-reporting/program-data?type=AWARDEE&state=MD, 2/8/21>
- Health Resources and Services Administration, accessed 2/1/2021

BALTIMORE COUNTY SAFETY NET SITES														
Site Type	Site Name	Site Address	Telephone Number	Web Address	Location Type	Type Description	Contact Name	Migrant Health	Homeless	Medical	Dental	Mental Health	Vision	Substance Use

<http://datawarehouse.hrsa.gov/tools/hdwreports/reports.aspx>

3. Maryland Hospital Association, accessed 3/22/2021

<https://www.mhaonline.org/about-mha/member-hospitals>

4. Maryland Assembly on School-based Health Care, accessed 3/24/2021

<https://masbhc.org/what-is-school-based-health/>

5. Maryland State Department of Education, accessed 3/24/2021

<http://marylandpublicschools.org/about/Pages/DSFSS/SSSP/SBHC/index.aspx>

6. Greater Baltimore Medical Center, accessed 3/24/21

<https://www.gbmc.org/default.cfm>

7. Northwest Hospital, accessed 3/24/21

<https://www.lifebridgehealth.org/Northwest/Northwest1.aspx>

8. Sheppard Pratt Health System, accessed 3/24/21

<https://www.sheppardpratt.org/>

9. MedStar Franklin Square Medical Center, accessed 3/24/21

<https://www.medstarfranklinsquare.org/>

10. Univ of MD St. Joseph Medical Center, accessed 3/24/21

<https://www.umms.org/sjmc>

11. Baltimore County Department of Health, accessed 3/24/21

<https://www.baltimorecountymd.gov/departments/health/healthservices/>

12. Baltimore County School Based Health Centers, accessed 3/24/21

<https://www.baltimorecountymd.gov/departments/socialservices/parenting/schoolbasedservices.html>

Created by the PCO, OPHI, MDH, 2/8/21

CALVERT COUNTY SAFETY NET SITES															
Site Type	Site Name	Site Address	Telephone Number	Web Address	Location Type	Type Description	Contact Name	Migrant Health	Homeless	Medical	Dental	Mental Health	Vision	Substance Use	
FQHC	NONE														
Hospital	Calvert Health Medical Center	100 Hospital Road, Prince Frederick, MD 20678	410-535-4000	<a href="https://www.calverthealthmedicine.org/">https://www.calverthealthmedicine.org/</a>	Permanent	Service Delivery Site	Unknown	No	Yes	Yes	Yes	Yes	Yes	Yes	
LHD	Calvert County Health Department	975 Solomons Island Rd N, Prince Frederick, MD 20678	410-535-5400	<a href="https://www.calverthealth.org/">https://www.calverthealth.org/</a>	Permanent	Administrative/Service Delivery Site	Unknown	No	Yes	Yes	No	Yes	No	Yes	

FQHC - Federally Qualified Health Center

LHD - Local Health Department

SBHC - School Based Health Center

Sources:

1. 2019 Program Awardee Data

<https://data.hrsa.gov/tools/data-reporting/program-data?type=AWARDEE&state=MD, 2/8/21>

2. Health Resources and Services Administration, accessed 2/1/2021

<http://datawarehouse.hrsa.gov/tools/hdwreports/reports.aspx>

3. Maryland Hospital Association, accessed 3/22/2021

<https://www.mhaonline.org/about-mha/member-hospitals>

4. Calvert Health Medical Center, accessed 3/24/21

<https://www.calverthealthmedicine.org/>

5. Calvert County Health Department, accessed 3/24/21

<https://www.calverthealth.org/>

Created by the PCO, OPHI, MDH, 2/8/21

CAROLINE COUNTY SAFETY NET SITES														
Site Type	Site Name	Site Address	Telephone Number	Web Address	Location Type	Type Description	Contact Name	Migrant Health	Homeless	Medical	Dental	Mental Health	Vision	Substance Use
FQHC (SBHC)	Ridgely Elementary School	118 N Central Ave Ridgely, MD 21660-1345	410-634-2105	<a href="https://choptankhealth.org/location-s-providers/school-based-locations/">https://choptankhealth.org/location-s-providers/school-based-locations/</a> or <a href="https://masbhc.org/caroline-county/">https://masbhc.org/caroline-county/</a>	Seasonal	Service Delivery Site	Choptank Community Health System 301 Randolph Street, PO Box 660 Denton, MD 21629 410-479-4306 Jennifer Dill Director of Community-Based Programs jdill@choptankhealth.org 410-479-4306 Ext. 5012 Sara K. Rich President and CEO srich@choptankhealth.org	Yes	No	Yes	Yes	Yes	Yes	No
FQHC (SBHC)	North Caroline High School	10990 River Rd Ridgely, MD 21660-1815	410-479-4306		Seasonal	Service Delivery Site		Yes	No	Yes	Yes	Yes	Yes	Yes
FQHC	Women, Infants, and Children (WIC) Caroline County	403 S 7th St Denton, MD 21629-1327	410-479-8060	<a href="http://www.choptankhealth.org">www.choptankhealth.org</a>	Permanent	Service Delivery Site	Unknown	Yes	No	Yes	Yes	No	No	No
FQHC (SBHC)	Federalburg Elementary School	302 South University Avenue Federalburg, MD 21632	410-754-5722		Seasonal	Service Delivery Site	Choptank Community Health System 301 Randolph Street, PO Box 660 Denton, MD 21629 410-479-4306 Jennifer Dill Director of Community-Based Programs jdill@choptankhealth.org 410-479-4306 Ext. 5012 Sara K. Rich President and CEO srich@choptankhealth.org	Yes	No	Yes	Yes	Yes	Yes	No
FQHC (SBHC)	Denton Elementary School	303 Sharp Rd Denton, MD 21629-1481	410-479-1660	<a href="https://choptankhealth.org/location-s-providers/school-based-locations/">https://choptankhealth.org/location-s-providers/school-based-locations/</a> or <a href="https://masbhc.org/caroline-county/">https://masbhc.org/caroline-county/</a>	Seasonal	Service Delivery Site		Yes	No	Yes	Yes	Yes	Yes	No
FQHC (SBHC)	Colonel Richardson Middle School	25390 Richardson Rd Federalburg, MD 21632-2403	410-754-5854		Seasonal	Service Delivery Site		Yes	No	Yes	Yes	Yes	Yes	No
FQHC (SBHC)	Lockerman Middle School	410 Lockerman St Denton, MD 21629-1048	410-479-3277		Seasonal	Service Delivery Site		Yes	No	Yes	Yes	Yes	Yes	No
FQHC (SBHC)	Preston Elementary School	225 Main St Preston, MD 21655-2215	410-673-2552		Seasonal	Service Delivery Site		Yes	No	Yes	Yes	Yes	Yes	No
FQHC	Denton Medical Center	808 S 5th Ave Denton, MD 21629-1398	410-479-2650	<a href="http://www.choptankhealth.org">www.choptankhealth.org</a>	Permanent	Service Delivery Site		Unknown	Yes	No	Yes	Yes	Unknown	Unknown



CAROLINE COUNTY SAFETY NET SITES														
Site Type	Site Name	Site Address	Telephone Number	Web Address	Location Type	Type Description	Contact Name	Migrant Health	Homeless	Medical	Dental	Mental Health	Vision	Substance Use
FQHC (SBHC)	Greensboro Elementary School	625 N Main St Greensboro, MD 21639-1469	410-482-8187	<a href="https://choptankhealth.org/location-s-providers/school-based-locations/">https://choptankhealth.org/location-s-providers/school-based-locations/</a> or <a href="https://masbhc.org/caroline-county/">https://masbhc.org/caroline-county/</a>	Seasonal	Service Delivery Site	Choptank Community Health System 301 Randolph Street, PO Box 660 Denton, MD 21629 410-479-4306 Jennifer Dill Director of Community-Based Programs jdill@choptankhealth.org 410-479-4306 Ext. 5012 Sara K. Rich President and CEO srich@choptankhealth.org	Yes	No	Yes	Yes	Yes	Yes	No
FQHC	Goldsboro Medical and Dental Center	316 Railroad Ave Goldsboro, MD 21636-1126	410-634-2380	<a href="http://www.choptankhealth.org">www.choptankhealth.org</a>	Permanent	Service Delivery Site	Unknown	Yes	No	Yes	Yes	Unknown	Unknown	Unknown
FQHC (SBHC)	Col. Richardson High School	25320 Richardson Rd Federsburg, MD 21632-2403	410-754-5575	<a href="https://choptankhealth.org/location-s-providers/school-based-locations/">https://choptankhealth.org/location-s-providers/school-based-locations/</a> or <a href="https://masbhc.org/caroline-county/">https://masbhc.org/caroline-county/</a>	Seasonal	Service Delivery Site	Choptank Community Health System 301 Randolph Street, PO Box 660 Denton, MD 21629 410-479-4306 Jennifer Dill Director of Community-Based Programs jdill@choptankhealth.org 410-479-4306 Ext. 5012 Sara K. Rich President and CEO srich@choptankhealth.org	Yes	No	Yes	Yes	Yes	Yes	No
FQHC	Migrant Camps on Upper Eastern Shore (15 Camps)	301 Randolph St Denton, MD 21629-1243	410-479-4306	<a href="http://www.choptankhealth.org">www.choptankhealth.org</a>	Seasonal	Service Delivery Site	Unknown	Yes	No	Yes	Yes	No	No	No
FQHC	Federsburg Medical and Dental Center	215 Bloomingdale Ave Federsburg, MD 21632-1012	410-754-9021	<a href="http://www.choptankhealth.org">www.choptankhealth.org</a>	Permanent	Service Delivery Site	Unknown	Yes	No	Yes	Yes	No	No	No
Hospital	None													
LHD	Caroline County Health Department	403 S 7th St, Denton, MD 21629	410-479-8000	<a href="https://www.carolinehd.org/home">https://www.carolinehd.org/home</a>	Permanent	Administrative/Service Delivery Site	Unknown	Unknown	Unknown	Yes	Unknown	Yes	Unknown	Yes

FQHC - Federally Qualified Health Center

LHD - Local Health Department

SBHC - School Based Health Center

Sources:

1. 2019 Program Awardee Data

<https://data.hrsa.gov/tools/data-reporting/program-data?type=AWARDEE&state=MD,2/8/21>

2. Health Resources and Services Administration, accessed 2/1/2021

**CAROLINE COUNTY SAFETY NET SITES**

Site Type	Site Name	Site Address	Telephone Number	Web Address	Location Type	Type Description	Contact Name	Migrant Health	Homeless	Medica I	Dental	Mental Health	Vision	Substance Use
-----------	-----------	--------------	------------------	-------------	---------------	------------------	--------------	----------------	----------	----------	--------	---------------	--------	---------------

<http://datawarehouse.hrsa.gov/tools/hdwreports/reports.aspx>

3. Maryland Hospital Association, accessed 3/22/2021

<https://www.mhaonline.org/about-mha/member-hospitals>

4. Maryland Assembly on School-based Health Care, accessed 3/24/2021

<https://masbhc.org/what-is-school-based-health/>

5. Maryland State Department of Education, accessed 3/24/2021

<http://marylandpublicschools.org/about/Pages/DSFSS/SSSP/SBHC/index.aspx>

6. Caroline County Health Department, accessed 3/24/21

<https://www.carolinehd.org/home>

7. Choptank Health School Based Locations, accessed 3/25/21

<https://choptankhealth.org/locations-providers/school-based-locations/>

Created by the PCO, OPHI, MDH, 2/8/21

CARROLL COUNTY SAFETY NET SITES															
Site Type	Site Name	Site Address	Telephone Number	Web Address	Location Type	Type Description	Contact Name	Migrant Health	Homeless	Medical	Dental	Mental Health	Vision	Substance Use	
FQHC	NONE														
Hospital	Carroll Hospital	200 Memorial Ave, Westminster, MD 21157	410-848-3000	<a href="https://www.lifebridgehealth.org/Carroll/Carroll.aspx">https://www.lifebridgehealth.org/Carroll/Carroll.aspx</a>	Permanent	Service Delivery Site	Unknown	Unknown	Unknown	Yes	Yes	Yes	Yes	Yes	
LHD	Carroll County Health Department	290 S Center St, Westminster, MD 21157	410-876-2152	<a href="https://cchd.maryland.gov/">https://cchd.maryland.gov/</a>	Permanent	Administrative/Service Delivery Site	Unknown	Unknown	Yes	Yes	Yes	Yes	Unknown	Yes	
OTHER	Access Carroll	10 Distillery Drive, Suite 200, Westminster, MD 21157	410-871-1478	<a href="http://www.accesscarroll.org/">http://www.accesscarroll.org/</a>	Permanent	Administrative/Service Delivery Site	Unknown	Unknown	Unknown	Yes	Yes	Yes	Yes	Yes	

FQHC - Federally Qualified Health Center

LHD - Local Health Department

SBHC - School Based Health Center

Sources:

1. 2019 Program Awardee Data

<https://data.hrsa.gov/tools/data-reporting/program-data?type=AWARDEE&state=MD, 2/8/21>

2. Health Resources and Services Administration, accessed 2/1/2021

<http://datawarehouse.hrsa.gov/tools/hdwreports/reports.aspx>

3. Maryland Hospital Association, accessed 3/22/2021

<https://www.mhaonline.org/about-mha/member-hospitals>

4. Carroll Hospital, accessed 3/24/21

<https://www.lifebridgehealth.org/Carroll/Carroll.aspx>

5. Carroll County Health Department, accessed 3/24/21

<https://cchd.maryland.gov/>

6. Access Carroll, accessed 3/24/21

<http://www.accesscarroll.org/>

Created by the PCO, OPHI, MDH, 2/8/21

CECIL COUNTY SAFETY NET SITES														
Site Type	Site Name	Site Address	Telephone Number	Web Address	Location Type	Type Description	Contact Name	Migrant Health	Homeless	Medical	Dental	Mental Health	Vision	Substance Use
FQHC	West Cecil Health Center	200 Road B Elkton, MD 21921-6695	410-378-9696	<a href="http://www.westcecilhealth.org/">http://www.westcecilhealth.org/</a>	Seasonal	Service Delivery Site	Unknown	No	No	Yes	Yes	Yes	No	Yes
FQHC	West Cecil Health Center	49 Rock Springs Rd Conowingo, MD21918-1352	410-378-9696	<a href="http://www.westcecilhealth.org/">http://www.westcecilhealth.org/</a>	Permanent	Administrative/Service Delivery Site	Unknown	No	No	Yes	Yes	Yes	No	Yes
FQHC	West Cecil Health Center	223 S Bohemia Ave Cecilton, MD 21913-1010	410-378-9696	<a href="http://www.westcecilhealth.org/">http://www.westcecilhealth.org/</a>	Seasonal	Service Delivery Site	Unknown	No	No	Yes	Yes	Yes	No	Yes
Hospital	ChristianaCar Union Hospital	106 Bow St Elkton, MD 21921	410-398-4000	<a href="https://www.uhcc.com/">https://www.uhcc.com/</a>	Permanent	Service Delivery Site	Unknown	No	Yes	Yes	Unknown	Yes	Unknown	Yes
LHD	Cecil County Health Department	401 Bow St Elkton, MD 21921	410-996-5550	<a href="https://cecilcountyhealth.org/">https://cecilcountyhealth.org/</a>	Permanent	Administrative/Service Delivery Site	Unknown	No	Yes	Yes	Yes	Yes	Unknown	Yes

FQHC - Federally Qualified Health Center

LHD - Local Health Department

SBHC - School Based Health Center

Sources:

1. 2019 Program Awardee Data

<https://data.hrsa.gov/tools/data-reporting/program-data?type=AWARDEE&state=MD,2/8/21>

2. Health Resources and Services Administration, accessed 2/1/2021

<http://datawarehouse.hrsa.gov/tools/hdwreports/reports.aspx>

3. Maryland Hospital Association, accessed 3/22/2021

<https://www.mhaonline.org/about-mha/member-hospitals>

4. ChristianaCar Union Hospital, accessed 3/24/21

<https://www.uhcc.com/>

5. Cecil County Health Department, accessed 3/24/21

<https://cecilcountyhealth.org/>

Created by the PCO, OPHI, MDH, 2/8/21

CHARLES COUNTY SAFETY NET SITES														
Site Type	Site Name	Site Address	Telephone Number	Web Address	Location Type	Type Description	Contact Name	Migrant Health	Homeless	Medical	Dental	Mental Health	Vision	Substance Use
FQHC	Greater Baden Medical Services at La Plata	6 Garrett Ave La Plata, MD 20646-5959	301-539-5100	<a href="http://www.gbms.org">www.gbms.org</a>	Permanent	Service Delivery Site	Unknown	Yes	No	Yes	Yes	Yes	No	Yes
Hospital	University of Maryland Charles Regional Medical Center	5 Garrett Avenue, La Plata, MD 20646	301-609-4000	<a href="https://www.umms.org/charles">https://www.umms.org/charles</a>	Permanent	Service Delivery Site	Unknown	No	Yes	Yes	Unknown	Yes	No	Yes
LHD	Charles County Health Department	4545 Crain Hwy, White Plains, MD 20695	301-609-6900	<a href="https://charlescountyhealth.org/">https://charlescountyhealth.org/</a>	Permanent	Administrative/Service Delivery Site	Unknown	Unknown	Unknown	Yes	Yes	Yes	Unknown	Yes

FQHC - Federally Qualified Health Center

LHD - Local Health Department

SBHC - School Based Health Center

Sources:

1. 2019 Program Awardee Data

<https://data.hrsa.gov/tools/data-reporting/program-data?type=AWARDEE&state=MD>, 2/8/21

2. Health Resources and Services Administration, accessed 2/1/2021

<http://datawarehouse.hrsa.gov/tools/hdwreports/reports.aspx>

3. Maryland Hospital Association, accessed 3/22/2021

<https://www.mhaonline.org/about-mha/member-hospitals>

4. University of Maryland Charles Regional Medical Center, accessed 3/24/21

<https://www.umms.org/charles>

5. Charles County Health Department, accessed 3/24/21

<https://charlescountyhealth.org/>

Created by the PCO, OPHI, MDH, 2/8/21

DORCHESTER COUNTY SAFETY NET SITES														
Site Type	Site Name	Site Address	Telephone Number	Web Address	Location Type	Type Description	Contact Name	Migrant Health	Homeless	Medical	Dental	Mental Health	Vision	Substance Use
FQHC	Women, Infants, and Children (WIC)	7 Ceda, MDr St Cambridge, MD 21613-2381	410-479-8060	<a href="http://www.choptankhealth.org">www.choptankhealth.org</a>	Permanent	Service Delivery Site	Unknown	Yes	No	Yes	Yes	No	No	No
FQHC	Hurlock Head Start Center	6210 Shiloh Church Hurlock Rd Hurlock, MD 21643-3933	410-943-1036	<a href="http://www.choptankhealth.org">www.choptankhealth.org</a>	Seasonal	Service Delivery Site	Unknown	Yes	No	Yes	Unknown	Unknown	Unknown	Unknown
FQHC	St. Clair Head Start Center	824 Fairmount Ave Cambridge, MD 21613-2150	410-901-2015	<a href="http://www.choptankhealth.org">www.choptankhealth.org</a>	Seasonal	Service Delivery Site	Unknown	Yes	No	Yes	Unknown	Unknown	Unknown	Unknown
FQHC	Fasserr-Magee Health Center/Cambridge Dental Center	503 Muir St Ste A Cambridge, MD 21613-1848	410-228-4045	<a href="http://www.choptankhealth.org">www.choptankhealth.org</a>	Permanent	Service Delivery Site	Unknown	Yes	No	No	Yes	No	No	No
Hospital	University of Maryland Shore Medical Center at Dorchester	300 Byrne Street, Cambridge, MD 21613	410-228-5511	<a href="https://www.umms.org/shore/locations/medical-center-dorchester">https://www.umms.org/shore/locations/medical-center-dorchester</a>	Permanent	Service Delivery Site	Unknown	No	Yes	Yes	Unknown	Yes	Unknown	Yes
LHD	Dorchester County Health Department	3 E Cedar St, Cambridge, MD 21613	410-228-3223	<a href="http://www.dorchesterhealth.org/">http://www.dorchesterhealth.org/</a>	Permanent	Administrative /Service Delivery Site	Unknown	Unknown	Unknown	Yes	Unknown	Yes	Unknown	Yes
SHBC	Cambridge South Dorchester High School SBWC	2475 Cambridge Beltway Cambridge, MD 21613	410-228-3223	<a href="http://www.dorchesterhealth.org/index.php?page=school-based-wellness-centers">http://www.dorchesterhealth.org/index.php?page=school-based-wellness-centers</a> or <a href="https://masbhc.org/dorchester-county/">https://masbhc.org/dorchester-county/</a>	Permanent	Service Delivery Site	Beth Spencer Dorchester County Health Department 3 Cedar St Cambridge, MD. 21613 410-228-3223 Beth.spencer@maryland.gov	Unknown	Unknown	Yes	Yes	Yes	Yes	No
SHBC	Maces Lane Middle School SBWC	1101 Maces Lane Cambridge, MD 21613			Permanent	Service Delivery Site		Unknown	Unknown	Yes	Yes	Yes	Yes	No
SHBC	North Dorchester Middle School SBWC	5745 Cloverdale Road Hurlock, MD 21643			Permanent	Service Delivery Site		Unknown	Unknown	Yes	Yes	Yes	Yes	No
SHBC	North Dorchester High School	5875 Cloverdale Road Hurlock, MD 21643			Permanent	Service Delivery Site		Unknown	Unknown	Yes	Yes	Yes	Yes	No

FQHC - Federally Qualified Health Center

LHD - Local Health Department

SBHC - School Based Health Center

Sources:

1. 2019 Program Awardee Data

<https://data.hrsa.gov/tools/data-reporting/program-data?type=AWARDEE&state=MD,2/8/21>

2. Health Resources and Services Administration, accessed 2/1/2021

<http://datawarehouse.hrsa.gov/tools/hdwreports/reports.aspx>

3. Maryland Hospital Association, accessed 3/22/2021

<https://www.mhaonline.org/about-mha/member-hospitals>

4. Maryland Assembly on School-based Health Care, accessed 3/24/2021  
<https://masbhc.org/what-is-school-based-health/>
5. Maryland State Department of Education, accessed 3/24/2021  
<http://marylandpublicschools.org/about/Pages/DSFSS/SSSP/SBHC/index.aspx>
6. University of Maryland Shore Medical Center at Dorchester, accessed 3/24/21  
<https://www.umms.org/shore/locations/medical-center-dorchester>
7. Dorchester County Health Department, accessed 3/24/21  
<http://www.dorchesterhealth.org/>
8. Dorchester County Health Department School Based Wellness Centers, accessed 3/25/21  
<http://www.dorchesterhealth.org/index.php?page=school-based-wellness-centers>

Created by the PCO, OPHI, MDH, 2/8/21

FREDERICK COUNTY SAFETY NET SITES															
Site Type	Site Name	Site Address	Telephone Number	Web Address	Location Type	Type Description	Contact Name	Migrant Health	Homeless	Medical	Dental	Mental	Vision	Substance Use	
FQHC	Frederick Community Action Agency	100 S Market St Frederick, MD 21701-5527	301-600-1506	<a href="http://www.cityoffrederick.com/fcaa">www.cityoffrederick.com/fcaa</a>	Permanent	Administrative/Service Delivery Site	Ramenta Cottrell 301-600-1506 rcottrell@cityoffrederickmd.go	No	Yes	Yes	No	Yes	No	Yes	
FQHC (SBHC)	Hillcrest Elementary School - School-Based Health Center	1285 Hillcrest Dr Frederick, MD 21703-1396	301-600-3275	<a href="https://masbhc.org/frederick-county/">https://masbhc.org/frederick-county/</a> or <a href="http://www.cityoffrederick.com/fcaa">www.cityoffrederick.com/fcaa</a>	Permanent	Service Delivery Site	Ramenta Cottrell 301-600-1506 rcottrell@cityoffrederickmd.gov Mike Spurrier Frederick Community Action Agency 100 South Market St Frederick, MD 21701 301-600-1506 mspurrer@cityoffrederick.com Janet Jones jjones@cityoffrederick.com Cathy Holman, CRNP cholman@cityoffrederick.com	No	Yes	Yes	Yes	Yes	Yes	No	
Hospital	Regional Health System	400 West 7th Street, Frederick, MD 21701	240-566-3300	<a href="https://www.frederickhealth.org/">https://www.frederickhealth.org/</a>	Permanent	Service Delivery Site	Unknown	No	No	Yes	Yes	Yes	Unknown	Yes	
LHD	Frederick County Health Department	350 Montevue Ln, Frederick, MD 21702	301-600-1029	<a href="http://health.frederickcountymd.gov/">http://health.frederickcountymd.gov/</a>	Permanent	Administrative/Service Delivery Site	Unknown	No	Yes	Yes	Yes	Yes	Unknown	Yes	

FQHC - Federally Qualified Health Center

LHD - Local Health Department

SBHC - School Based Health Center

Sources:

1. 2019 Program Awardee Data

<https://data.hrsa.gov/tools/data-reporting/program-data?type=AWARDEE&state=MD,2/8/21>

2. Health Resources and Services Administration, accessed 2/1/2021

<http://datawarehouse.hrsa.gov/tools/hdwreports/reports.aspx>

3. Maryland Hospital Association, accessed 3/22/2021

<https://www.mhaonline.org/about-mha/member-hospitals>

4. Maryland Assembly on School-based Health Care, accessed 3/24/2021

<https://masbhc.org/what-is-school-based-health/>

5. Maryland State Department of Education, accessed 3/24/2021

<http://marylandpublicschools.org/about/Pages/DSFSS/SSSP/SBHC/index.aspx>

6. City of Frederick Maryland, accessed 3/24/21

<https://www.cityoffrederickmd.gov/187/Programs-Information>

7. Frederick County Health Department

<http://health.frederickcountymd.gov/>

8. Regional Health System

<https://www.frederickhealth.org/>

Created by the PCO, OPHI, MDH, 2/8/21



GARRETT COUNTY SAFETY NET SITES														
Site Type	Site Name	Site Address	Telephone Number	Web Address	Location Type	Type Description	Contact Name	Migrant Health	Homeless	Medical	Dental	Mental Health	Vision	Substance Use
FQHC	Mountain Laurel Medical Center Grantsville	104 Parkview Dr Grantsville, MD 21536-1086	301-533-3300	<a href="http://www.MountainLaurelMedicalCenter.com">www.MountainLaurelMedicalCenter.com</a>	Permanent	Service Delivery Site	Brian Bailey 301-533-3300 x3056 bbailey@mtnlaurel.org	No	No	Yes	No	Yes	No	Yes
FQHC	Mountain Laurel Medical Center	1027 Memorial Dr Oakland, MD 21550-4343	301-533-3300	<a href="http://www.MountainLaurelMedicalCenter.com">www.MountainLaurelMedicalCenter.com</a>	Permanent	Administrative/Service Delivery Site	Brian Bailey 301-533-3300 x3056 bbailey@mtnlaurel.org	No	No	Yes	No	Yes	No	Yes
Hospital	Garrett Regional Medical Center	251 N 4th Street, Oakland, MD 21550	301-533-4000	<a href="https://www.grmc-wvumedicine.org/">https://www.grmc-wvumedicine.org/</a>	Permanent	Service Delivery Site	Unknown	No	No	Yes	Unknown	Yes	Yes	Unknown
LHD	Garrett County Health Department	1025 Memorial Dr Oakland, MD 21550	301-334-7777	<a href="https://garretthealth.org/">https://garretthealth.org/</a>	Permanent	Administrative/Service Delivery Site	Unknown	No	Unknown	Yes	Yes	Yes	Unknown	Yes

FQHC - Federally Qualified Health Center

LHD - Local Health Department

SBHC - School Based Health Center

Sources:

1. 2019 Program Awardee Data

<https://data.hrsa.gov/tools/data-reporting/program-data?type=AWARDEE&state=MD,2/8/21>

2. Health Resources and Services Administration, accessed 2/1/2021

<http://datawarehouse.hrsa.gov/tools/hdwreports/reports.aspx>

3. Maryland Hospital Association, accessed 3/22/2021

<https://www.mhaonline.org/about-mha/member-hospitals>

4. Garrett Regional Medical Center

<https://www.grmc-wvumedicine.org/>

5. Garrett County Health Department

<https://garretthealth.org/>

Created by the PCO, OPHI, MDH, 2/8/21

**HARFORD COUNTY SAFETY NET SITES**

Site Type	Site Name	Site Address	Telephone Number	Web Address	Location Type	Type Description	Contact Name	Migrant Health	Homeless	Medica I	Dental	Menta I	Vision	Substance Use
FQHC	West Cecil Health Center	1319 Woodbridge Station Way Edgewood, MD 21040-3852	410-378-9696	<a href="http://www.westcecilhealth.org/">http://www.westcecilhealth.org/</a>	Seasonal	Service Delivery Site	Unknown	No	No	Yes	Yes	Yes	No	Yes
FQHC	Beacon Health Center	253 Lewis Ln Havre De Grace, MD 21078-3750	410-378-9696	<a href="http://www.mybeaconhealth.org">www.mybeaconhealth.org</a>	Permanent	Service Delivery Site	Unknown	No	No	Yes	Yes	Yes	No	Yes
FQHC	West Cecil Health Center	100 E Bel Air Ave Aberdeen, MD 21001-3837	410-378-9696	<a href="http://www.westcecilhealth.org/">http://www.westcecilhealth.org/</a>	Seasonal	Service Delivery Site	Unknown	No	No	Yes	Yes	Yes	No	Yes
Hospital	University of Maryland Harford Memorial Hospital	501 South Union Avenue, Havre de Grace, MD 21078	443-843-5000	<a href="https://www.umms.org/uch/locations/um-harford-memorial-hospital">https://www.umms.org/uch/locations/um-harford-memorial-hospital</a>	Permanent	Service Delivery Site	Unknown	No	Yes	Yes	Unknown	Yes	Unknown	Yes
Hospital	University of Maryland Upper Chesapeake Medical	500 Upper Chesapeake Drive, Bel Air, MD 21014	443-643-1000	<a href="https://www.umms.org/uch/locations/um-upper-chesapeake-medical-center">https://www.umms.org/uch/locations/um-upper-chesapeake-medical-center</a>	Permanent	Service Delivery Site	Unknown	No	Yes	Yes	Unknown	Yes	Unknown	Yes
LHD	Harford County Health Department	120 S Hays St, Bel Air, MD 21014	410-838-1500	<a href="https://harfordcountyhealth.com/">https://harfordcountyhealth.com/</a>	Permanent	Administrative/Service Delivery	Unknown	No	Unknown	Yes	Yes	Yes	Unknown	Yes
SHBC	Edgewood Elementary School SBWC	2100 Cedar Drive Edgewood, MD 21040	410-942-7999 or 410-877-1052	<a href="https://masbhc.org/harford-county/">https://masbhc.org/harford-county/</a>	Permanent	Service Delivery Site	Mary Jo Beach, BSN, MPA, RN Director, Bureau Family Health Harford County Health Department 2015 Pulaski Highway Suite E Havre de Grace, Maryland 21078 (c): 443-904-7605 (main HCHD #) 410-942-7999 (w) 410-942-7911 - direct line maryjo.beach@maryland.gov Sara Moore Administrative Services Supervisor Harford County Health Department 410-877-1052 Sara.moore@maryland.gov Sponsoring Agency: Harford County Health Department 120 Hays Street, Bel Air, MD 21014	Unknown	Unknown	Yes	Yes	Yes	Yes	No
SHBC	Halls Crossroads Elementary School SBWC	203 Bel Air Avenue Aberdeen, MD 21001			Permanent	Service Delivery Site		Unknown	Unknown	Yes	Yes	Yes	Yes	No
SHBC	Magnolia Elementary School SBWC	901 Trimble Road Joppa, MD 21085			Permanent	Service Delivery Site		Unknown	Unknown	Yes	Yes	Yes	Yes	No

HARFORD COUNTY SAFETY NET SITES														
Site Type	Site Name	Site Address	Telephone Number	Web Address	Location Type	Type Description	Contact Name	Migrant Health	Homeless	Medical	Dental	Mental	Vision	Substance Use
SHBC	William Paca/Old Post Road Elementary School SBWC	2706 Philadelphia Road Abingdon, MD 21217	410-942-7999 or 410-877-1052	<a href="https://masbhc.org/harford-county/">https://masbhc.org/harford-county/</a>	Permanent	Service Delivery Site	Mary Jo Beach, BSN, MPA, RN Director, Bureau Family Health Harford County Health Department 2015 Pulaski Highway Suite E Havre de Grace, Maryland 21078 (c): 443-904-7605 (main HCHD #) 410-942-7999 (w) 410-942-7911 - direct line maryjo.beach@maryland.gov	Unknown	Unknown	Yes	Yes	Yes	Yes	No
SHBC	Center for Educational Opportunity Alternative Education Program SBHC	253 Paradise Road Aberdeen, MD 21001			Permanent	Service Delivery Site	Sara Moore Administrative Services Supervisor Harford County Health Department 410-877-1052 Sara.moore@maryland.gov Sponsoring Agency: Harford County Health Department 120 Hays Street, Bel Air, MD 21014	Unknown	Unknown	Yes	Yes	Yes	Yes	No

FQHC - Federally Qualified Health Center  
LHD - Local Health Department  
SBHC - School Based Health Center

Sources:

- 2019 Program Awardee Data  
<https://data.hrsa.gov/tools/data-reporting/program-data?type=AWARDEE&state=MD,2/8/21>
- Health Resources and Services Administration, accessed 2/1/2021  
<http://datawarehouse.hrsa.gov/tools/hdwreports/reports.aspx>
- Maryland Hospital Association, accessed 3/22/2021  
<https://www.mhaonline.org/about-mha/member-hospitals>
- Maryland Assembly on School-based Health Care, accessed 3/24/2021  
<https://masbhc.org/what-is-school-based-health/>
- Maryland State Department of Education, accessed 3/24/2021  
<http://marylandpublicschools.org/about/Pages/DSFSS/SSSP/SBHC/index.aspx>
- University of Maryland Harford Memorial Hospital, accessed 3/24/21  
<https://www.umms.org/uch/locations/um-harford-memorial-hospital>
- University of Maryland Upper Chesapeake Medical Center, accessed 3/24/21  
<https://www.umms.org/uch/locations/um-upper-chesapeake-medical-center>
- Harford County Health Department, accessed 3/24/21  
<https://harfordcountyhealth.com/>

Created by the PCO, OPHI, MDH, 2/8/21

HOWARD COUNTY SAFETY NET SITES														
Site Type	Site Name	Site Address	Telephone Number	Web Address	Location Type	Type Description	Contact Name	Migrant Health	Homeless	Medical	Dental	Mental	Vision	Substance Use
FQHC	Way Station, Inc.	9030 State Route 108 Ste A Columbia, MD 21045-	410-740-1901	<a href="https://www.sheppardpratt.org/way-station/">https://www.sheppardpratt.org/way-station/</a>	Permanent	Service Delivery Site	Unknown	No	No	Yes	Yes	Yes	No	Yes
FQHC	CHASE BREXTON HEALTH SERVICES	5500 Knoll North Dr Ste 370 Columbia, MD 21045-	410-884-7831	<a href="http://www.chasebrexton.org">www.chasebrexton.org</a>	Permanent	Service Delivery Site	Unknown	No	No	Yes	Yes	Yes	No	Yes
FQHC	Howard County Health Department - WIC - Dental	8930 Stanford Blvd Columbia, MD 21045-	410-752-0954	<a href="http://www.chasebrexton.org">www.chasebrexton.org</a>	Permanent	Service Delivery Site	Unknown	No	No	No	Yes	Yes	No	Yes
Hospital	Howard County General Hospital	5755 Cedar Lane, Columbia, MD 21044	410-740-7890	<a href="https://www.hopkinsmedicine.org/howard-county-general-hospital/">https://www.hopkinsmedicine.org/howard-county-general-hospital/</a>	Permanent	Service Delivery Site	Unknown	Unknown	Yes	Yes	Unknown	Yes	Yes	Yes
LHD	Howard County Health Department	8930 Stanford Blvd, Columbia,	410-313-6300	<a href="https://www.howardcountymd.gov/Departments/Health">https://www.howardcountymd.gov/Departments/Health</a>	Permanent	Administrative/Service Delivery Site	Unknown	Yes	Yes	Yes	Unknown	Yes	Unknown	Yes
SHBC	Bollman Bridge Elementary School-Based Wellness Center	8200 Savage-Guilford Rd. Savage, MD 20763	410-313-7238 or 410-313-7569	<a href="https://masbhc.org/howard-county/">https://masbhc.org/howard-county/</a> or <a href="https://www.howardcountymd.gov/Departments/Health/Maternal-Child-Health/School-Based-Wellness-Centers">https://www.howardcountymd.gov/Departments/Health/Maternal-Child-Health/School-Based-Wellness-Centers</a>	Permanent	Service Delivery Site	Sharon Hobson, MSN, CPNP-PC School-Based Wellness Centers Program Administrator Howard County Health Department 8930 Stanford Blvd. Columbia, MD 21045 Office: (410) 313-7238 Fax: (410) 313-6108 Dr. Jackie Douge Director Bureau of Child Health 8930 Stanford Blvd. Columbia, MD 21045 jdouge@howardcountymd.gov 410 313-7569	Unknown	Unknown	Yes	Yes	Yes	Yes	No
SHBC	Patuxent Valley Middle School-Based Wellness Center	9151 Vollmerhausen Rd. Savage, MD 20794			Permanent	Service Delivery Site		Unknown	Unknown	Yes	Yes	Yes	Yes	No

**HOWARD COUNTY SAFETY NET SITES**

Site Type	Site Name	Site Address	Telephone Number	Web Address	Location Type	Type Description	Contact Name	Migrant Health	Homeless	Medica I	Dental	Menta I	Vision	Substance Use
SHBC	Wilde Lake High School-Based Wellness Center	5460 Trumpeter Rd. Columbia, MD 21044	410-313-7238 or 410-313-7569	https://masbhc.org/howard-county/ or https://www.howardcountymd.gov/Departments/Health/Maternal-Child-Health/School-Based-Wellness-Centers	Permanent	Service Delivery Site	Sharon Hobson, MSN, CPNP-PC School-Based Wellness Centers Program Administrator Howard County Health Department 8930 Stanford Blvd. Columbia, MD 21045 Office: (410) 313-7238 Fax: (410) 313-6108 Dr. Jackie Douge Director Bureau of Child Health 8930 Stanford Blvd. Columbia, MD 21045 jdouge@howardcountymd.gov 410 313-7569	Unknown	Unknown	Yes	Yes	Yes	Yes	No
SHBC	Phelps Luck Elementary School –Based Wellness Center	5370 Oldstone Court Columbia, MD 21045			Telehealth/Permanent	Service Delivery Site		Unknown	Unknown	Yes	Yes	Yes	Yes	No
SHBC	Running Brook Elementary School –Based Wellness Center	5215 West Running Brook Rd Columbia, MD 21044			Telehealth/Permanent	Service Delivery Site		Unknown	Unknown	Yes	Yes	Yes	Yes	No
SHBC	Talbott Springs Elementary School –Based Wellness Center	9550 Basket Ring Rd. Columbia, MD 21045			Telehealth/Permanent	Service Delivery Site		Unknown	Unknown	Yes	Yes	Yes	Yes	No
SHBC	Ducketts Lane Elementary School –Based Wellness Center	6501 Ducketts Lane, Elkridge, MD 21075			Telehealth/Permanent	Service Delivery Site		Unknown	Unknown	Yes	Yes	Yes	Yes	No
SHBC	Deep Run Elementary School-Based Wellness Center	6925 Old Waterloo Rd. Elkridge, MD 21075			Telehealth/Permanent	Service Delivery Site		Unknown	Unknown	Yes	Yes	Yes	Yes	No
SHBC	Hanover Hills Elementary School-Based Wellness Center	7030 Banbury Drive Hanover, MD 21076			Telehealth/Permanent	Service Delivery Site		Unknown	Unknown	Yes	Yes	Yes	Yes	No

HOWARD COUNTY SAFETY NET SITES														
Site Type	Site Name	Site Address	Telephone Number	Web Address	Location Type	Type Description	Contact Name	Migrant Health	Homeless	Medica I	Dental	Menta I	Vision	Substance Use
SHBC	Cradlerock Elementary School Lake Elkhorn Middle School Judy Center	6700 Cradlerock Way Columbia, MD 21045	410-313-7238 or 410-313-7569	<a href="https://masbhc.org/howard-county/">https://masbhc.org/howard-county/</a> or <a href="https://www.howardcountymd.gov/Departments/Health/Maternal-Child-Health/School-Based-Wellness-Centers">https://www.howardcountymd.gov/Departments/Health/Maternal-Child-Health/School-Based-Wellness-Centers</a>	Telehealth/ Permanent	Service Delivery Site	Sharon Hobson, MSN, CPNP-PC School-Based Wellness Centers Program Administrator Howard County Health Department 8930 Stanford Blvd. Columbia, MD 21045 Office: (410) 313-7238 Fax: (410) 313-6108 Dr. Jackie Douge Director Bureau of Child Health 8930 Stanford Blvd. Columbia, MD 21045 jdouge@howardcountymd.gov	Unknown	Unknown	Yes	Yes	Yes	Yes	No

FQHC - Federally Qualified Health Center  
LHD - Local Health Department  
SBHC - School Based Health Center

Sources:

- 2019 Program Awardee Data  
<https://data.hrsa.gov/tools/data-reporting/program-data?type=AWARDEE&state=MD, 2/8/21>
- Health Resources and Services Administration, accessed 2/1/2021  
<http://datawarehouse.hrsa.gov/tools/hdwreports/reports.aspx>
- Maryland Hospital Association, accessed 3/22/2021  
<https://www.mhaonline.org/about-mha/member-hospitals>
- Maryland Assembly on School-based Health Care, accessed 3/24/2021  
<https://masbhc.org/what-is-school-based-health/>
- Maryland State Department of Education, accessed 3/24/2021  
<http://marylandpublicschools.org/about/Pages/DSFSS/SSSP/SBHC/index.aspx>
- Howard County General Hospital, accessed 3/24/21  
[https://www.hopkinsmedicine.org/howard\\_county\\_general\\_hospital/](https://www.hopkinsmedicine.org/howard_county_general_hospital/)
- Howard County Health Department, accessed 3/24/21  
<https://www.howardcountymd.gov/Departments/Health>
- Howard County Health Department School Based Wellness Centers, accessed 3/24/21  
<https://www.howardcountymd.gov/Departments/Health/Maternal-Child-Health/School-Based-Wellness-Centers>

Created by the PCO, OPHI, MDH, 2/8/21

KENT COUNTY SAFETY NET SITES														
Site Type	Site Name	Site Address	Telephone Number	Web Address	Location Type	Type Description	Contact Name	Migrant Health	Homeless	Medical	Dental	Mental Health	Vision	Substance Use
FQHC	Angelica Nursery Migrant Camp	11365 Locust Grove Rd Kennedyville, MD 21645-3627	410-479-4306	www.choptankhealth.org	Seasonal	Service Delivery Site	Unknown	Yes	No	Yes	Yes	No	No	No
Hospital	University of Maryland Shore Medical Center at Chestertown	100 Brown Street, Chestertown, MD 21620	410-778-3300	https://www.umms.org/shore/locations/medical-center-chestertown	Permanent	Service Delivery Site	Unknown	No	Yes	Yes	Yes	Yes	Unknown	Yes
LHD	Kent County Health Department	125 S Lynchburg St, Chestertown, MD 21620	410-778-1350	https://kenthd.org/	Permanent	Administrative/Service Delivery Site	Unknown	Unknown	Unknown	Yes	Yes	Yes	Unknown	Yes

FQHC - Federally Qualified Health Center

LHD - Local Health Department

SBHC - School Based Health Center

Sources:

1. 2019 Program Awardee Data

<https://data.hrsa.gov/tools/data-reporting/program-data?type=AWARDEE&state=MD, 2/8/21>

2. Health Resources and Services Administration, accessed 2/1/2021

<http://datawarehouse.hrsa.gov/tools/hdwreports/reports.aspx>

3. Maryland Hospital Association, accessed 3/22/2021

<https://www.mhaonline.org/about-mha/member-hospitals>

4. University of Maryland Shore Medical Center at Chestertown, accessed 3/24/21

<https://www.umms.org/shore/locations/medical-center-chestertown>

5. Kent County Health Department, accessed 3/24/21

<https://kenthd.org/>

Created by the PCO, OPHI, MDH, 2/8/21



MONTGOMERY COUNTY SAFETY NET SITES														
Site Type	Site Name	Site Address	Telephone Number	Web Address	Location Type	Type Description	Contact Name	Migrant Health	Homeless	Medical	Dental	Mental	Vision	Substance Use
FQHC	CCI-Rockville	2 Taft Ct Rockville, MD 20850-1390	301-340-7525	<a href="http://www.cciweb.org">www.cciweb.org</a>	Permanent	Service Delivery Site	Unknown	No	No	Yes	Yes	Yes	No	Yes
FQHC	MobileMed Gathiersburg/ Ascension House Van	202 S Summit Ave Gaithersburg, MD 20877-3358	301-493-2400	<a href="http://mobilemedicalcare.org/">http://mobilemedicalcare.org/</a>	Mobile Van	Service Delivery Site	Kathy Luton 301-841-0833 kluton@mobilemedicalcare.org	No	No	Yes	No	Yes	Yes	No
FQHC	MobileMed Aspen Hill Clinic	3820 Aspen Hill Rd Aspen Hill, MD 20906-2904	301-493-2400	<a href="http://mobilemedicalcare.org/">http://mobilemedicalcare.org/</a>	Mobile Van	Service Delivery Site	Kathy Luton 301-841-0833 kluton@mobilemedicalcare.org	No	No	Yes	No	Yes	Yes	Yes
FQHC	Mary's Center For Maternal And Child Care, Inc.	344 University Blvd W Silver Spring, MD 20901-1948	202-483-8196	<a href="https://www.maryscenter.org/">https://www.maryscenter.org/</a>	Permanent	Service Delivery Site	Unknown	No	No	Yes	Yes	Yes	No	Yes
FQHC	MobileMed East Montgomery Service Center	3300 Briggs Chaney Rd Silver Spring, MD 20904-4811	301-493-2400	<a href="http://mobilemedicalcare.org/">http://mobilemedicalcare.org/</a>	Permanent	Service Delivery Site	Kathy Luton 301-841-0833 kluton@mobilemedicalcare.org	No	No	Yes	No	Yes	Yes	Yes
FQHC	MobileMed Germantown Clinic	19735 Germantown Rd Germantown, MD 20874-1214	301-634-9600	<a href="http://mobilemedicalcare.org/">http://mobilemedicalcare.org/</a>	Permanent	Service Delivery Site	Kathy Luton 301-841-0833 kluton@mobilemedicalcare.org	No	No	Yes	No	Yes	Yes	Yes
FQHC	CCI-Silver Spring	8630 Fenton St Ste 1200 Silver Spring, MD 20910-3808	301-585-1250	<a href="https://cciweb.org/">https://cciweb.org/</a>	Permanent	Service Delivery Site	Unknown	No	No	Yes	Yes	Yes	No	Yes
FQHC	CCI-Takoma Park	7676 New Hampshire Ave Ste 200 Takoma Park, MD 20912-7512	301-431-2972	<a href="http://www.cciweb.org">www.cciweb.org</a>	Permanent	Service Delivery Site	Unknown	No	No	Yes	Yes	Yes	No	Yes
FQHC	MobileMed Rockville Clinic	981 Rollins Ave Rockville, MD 20852-5615	301-493-2400	<a href="http://mobilemedicalcare.org/">http://mobilemedicalcare.org/</a>	Permanent	Service Delivery Site	Kathy Luton 301-841-0833 kluton@mobilemedicalcare.org	No	No	Yes	No	Yes	Yes	Yes
FQHC	Progress Place clinic	8106 Georgia Ave Silver Spring, MD 20910-4991	301-493-2400	<a href="http://mobilemedicalcare.org/">http://mobilemedicalcare.org/</a>	Permanent	Service Delivery Site	Kathy Luton 301-841-0833 kluton@mobilemedicalcare.org	No	No	Yes	No	Yes	Yes	Yes
FQHC	Gude Drive Men's Shelter	600 E Gude Dr Rockville, MD 20850-1326	301-493-2400	Unknown	Permanent	Service Delivery Site	Kathy Luton 301-841-0833 kluton@mobilemedicalcare.org	No	No	Yes	No	Yes	Yes	Yes
FQHC	CCI Gaithersburg Dental	200 Girard St Ste 206 Gaithersburg, MD 20877-3490	240-720-0510	<a href="http://www.cciweb.org/">http://www.cciweb.org/</a>	Permanent	Service Delivery Site	Unknown	No	No	Yes	Yes	Yes	No	Yes



MONTGOMERY COUNTY SAFETY NET SITES														
Site Type	Site Name	Site Address	Telephone Number	Web Address	Location Type	Type Description	Contact Name	Migrant Health	Homeless	Medical	Dental	Mental	Vision	Substance Use
FQHC	CCI-Gaithersburg	220 Girard St Ste 100 Gaithersburg, MD 20877-3467	301-216-0880	<a href="http://www.cciweb.org">www.cciweb.org</a>	Permanent	Service Delivery Site	Unknown	No	No	Yes	Yes	Yes	No	Yes
FQHC	MobileMed Long Branch Community Center Van	8700 Piney Branch Rd Silver Spring, MD 20901-3855	301-493-2400	<a href="http://mobilemedicalcare.org/">http://mobilemedicalcare.org/</a>	Mobile Van	Service Delivery Site	Kathy Luton 301-841-0833 kluton@mobilemedicalcare.org	No	No	Yes	No	Yes	Yes	No
FQHC	CCI-Kemp Mill	1398 Lambertson Dr Silver Spring, MD 20902-3414	301-364-9390	<a href="http://www.cciweb.org">www.cciweb.org</a>	Permanent	Service Delivery Site	Unknown	No	No	Yes	Yes	Yes	No	Yes
Hospital	Adventist HealthCare Shady Grove Medical Center	9901 Medical Center Drive, Rockville, MD 20850	240-826-6000	<a href="https://www.adventisthealthcare.com/locations/profile/shady-grove-medical-center/">https://www.adventisthealthcare.com/locations/profile/shady-grove-medical-center/</a>	Permanent	Service Delivery Site	Unknown	No	Yes	Yes	Yes	Yes	Yes	Yes
Hospital	Adventist HealthCare White Oak Medical Center	11890 Healing Way, Silver Spring, MD 20904	240-637-4000	<a href="https://www.adventisthealthcare.com/locations/profile/white-oak-medical-center/">https://www.adventisthealthcare.com/locations/profile/white-oak-medical-center/</a>	Permanent	Service Delivery Site	Unknown	No	Yes	Yes	Yes	Yes	Yes	Yes
Hospital	Holy Cross Germantown Hospital	19801 Observation Drive Germantown, MD 20876	301-557-6000	<a href="https://www.holycrosshealth.org/location/holy-cross-germantown-hospital">https://www.holycrosshealth.org/location/holy-cross-germantown-hospital</a>	Permanent	Service Delivery Site	Unknown	No	Yes	Yes	Unknown	Yes	No	Unknown
Hospital	Holy Cross Hospital	1500 Forest Glen Road Silver Spring, MD 20910	301-754-7000	<a href="https://www.holycrosshealth.org/location/holy-cross-hospital">https://www.holycrosshealth.org/location/holy-cross-hospital</a>	Permanent	Service Delivery Site	Unknown	No	Yes	Yes	Unknown	Yes	No	Unknown
Hospital	MedStar Montgomery Medical Center	18101 Prince Philip Dr, Olney, MD 20832	301-774-8882	<a href="https://www.medstarmontgomery.org/">https://www.medstarmontgomery.org/</a>	Permanent	Service Delivery Site	Unknown	No	Yes	Yes	Unknown	Yes	Yes	Yes
Hospital	Suburban Hospital	8600 Old Georgetown Road, Bethesda, MD 20814	301-896-3100	<a href="https://www.hopkinsmedicine.org/suburban-hospital/">https://www.hopkinsmedicine.org/suburban-hospital/</a>	Permanent	Service Delivery Site	Unknown	No	Yes	Yes	Unknown	Yes	Yes	Yes

MONTGOMERY COUNTY SAFETY NET SITES															
Site Type	Site Name	Site Address	Telephone Number	Web Address	Location Type	Type Description	Contact Name	Migrant Health	Homeless	Medical	Dental	Mental	Vision	Substance Use	
LHD	Montgomery County Health Department	12900 Middlebrook Rd, 2nd floor, Germantown, MD 20874	240-777-0311	<a href="https://www.montgomerycountymd.gov/HHS-Program/Maps/12900MiddlebRd-M19.html">https://www.montgomerycountymd.gov/HHS-Program/Maps/12900MiddlebRd-M19.html</a>	Permanent	Administrative/Service Delivery Site	Unknown	Yes	Yes	Yes	Yes	Yes	Unknown	Yes	
SHBC	Broad Acres Elementary School SBHC	710 Beacon Road, Silver Springs, MD 20903	240-777-3494 or 240-777-4492 or 240-777-3905 or 240-777-4803	<a href="https://masbhc.org/montgomery-county/">https://masbhc.org/montgomery-county/</a> or <a href="https://www.montgomerycountymd.gov/HHS-Program/Program.aspx?id=PHS/PHSSchoolbasedhealth-p289.html#">https://www.montgomerycountymd.gov/HHS-Program/Program.aspx?id=PHS/PHSSchoolbasedhealth-p289.html#</a>	Permanent	Service Delivery Site	Joan Glick Senior Nurse Administrator 240-777-3494 joan.glick@montgomerycountymd.gov Brenda Russo Nurse Administrator 240-777-4492 Brenda.Russo@montgomerycountymd.gov Jeanette Peralta Nurse Manager 240-777-3905 Jeanett.Peralta@montgomerycountymd.gov Sharon Crowe Nurse Administrator 240-777-4803 Sharon.Crowe@montgomerycountymd.gov Montgomery County Department of Health and Human Services 401 Hungerford Drive, 2 Floor Rockville, MD 20850	Unknown	Unknown	Yes	Yes	Yes	Yes	No	
SHBC	Gaithersburg Elementary School SBHC	35 N. Summit Avenue Gaithersburg, MD 20877			Permanent	Service Delivery Site		Unknown	Unknown	Yes	Yes	Yes	Yes	Yes	No
SHBC	Gaithersburg High School SBHC	101 Education Boulevard Gaithersburg, MD 20877			Permanent	Service Delivery Site		Unknown	Unknown	Yes	Yes	Yes	Yes	Yes	No
SHBC	New Hampshire Estates Elementary School SBHC	8720 Carroll Avenue Silver Spring, MD 20903			Permanent	Service Delivery Site		Unknown	Unknown	Yes	Yes	Yes	Yes	Yes	No
SHBC	Rolling Terrace Elementary School SBHC	705 Bayfield Street Takoma Park, MD 20912			Permanent	Service Delivery Site		Unknown	Unknown	Yes	Yes	Yes	Yes	Yes	No
SHBC	Viers Mill Elementary School SBHC	11711 Joseph Mill Road, Silver Spring, MD 20906			Permanent	Service Delivery Site		Unknown	Unknown	Yes	Yes	Yes	Yes	Yes	No
SHBC	Watkins Mill High School SBHC	10301 Apple Ridge Road, Gaithersburg, MD 20879			Permanent	Service Delivery Site		Unknown	Unknown	Yes	Yes	Yes	Yes	Yes	No
SHBC	Weller Road Elementary School SBHC	3301 Weller Rd, Silver Spring, MD 20906			Permanent	Service Delivery Site		Unknown	Unknown	Yes	Yes	Yes	Yes	Yes	No
SHBC	Northwood High School SBWC	919 University Blvd W. Silver Spring, MD 20901			Permanent	Service Delivery Site		Unknown	Unknown	Yes	Yes	Yes	Yes	Yes	No

MONTGOMERY COUNTY SAFETY NET SITES															
Site Type	Site Name	Site Address	Telephone Number	Web Address	Location Type	Type Description	Contact Name	Migrant Health	Homeless	Medical	Dental	Mental	Vision	Substance Use	
SHBC	Summit Hall Elementary School SBHC	101 West Deer Park Road Gaithersburg, MD 20877	240-777-3494 or 240-777-4492 or 240-777-3905 or 240-777-4803	https://masbhc.org/montgomery-county/ or https://www.montgomerycountymd.gov/HHS-Program/Program.aspx?id=PHS/PHSSchoolbasedhealth-p289.html#	Permanent	Service Delivery Site	Joan Glick Senior Nurse Administrator 240-777-3494 joan.glick@montgomerycountymd.gov Brenda Russo Nurse Administrator 240-777-4492 Brenda.Russo@montgomerycountymd.gov Jeanette Peralta Nurse Manager 240-777-3905 Jeanett.Peralta@montgomerycountymd.gov Sharon Crowe Nurse Administrator 240-777-4803 Sharon.Crowe@montgomerycountymd.gov	Unknown	Unknown	Yes	Yes	Yes	Yes	Yes	No
SHBC	Harmony Hill Elementary School SBHC	13407 Lydia Street Silver Spring, MD 20902			Permanent	Service Delivery Site	Montgomery County Department of Health and Human Services 401 Hungerford Drive, 2 Floor Rockville, MD 20850	Unknown	Unknown	Yes	Yes	Yes	Yes	Yes	No
SHBC	Highland Elementary School SBHC	3100 Medway Street Silver Spring MD 20902			Permanent	Service Delivery Site		Unknown	Unknown	Yes	Yes	Yes	Yes	Yes	No

MONTGOMERY COUNTY SAFETY NET SITES														
Site Type	Site Name	Site Address	Telephone Number	Web Address	Location Type	Type Description	Contact Name	Migrant Health	Homeless	Medical	Dental	Mental	Vision	Substance Use
SHBC	Wheaton High School	12401 Dalewood Drive Silver Spring, MD 20906	240-777-3494 or 240-777-4492 or 240-777-3905 or 240-777-4803	https://masbhc.org/montgomery-county/ or https://www.montgomerycountymd.gov/HHS-Program/Program.aspx?id=PHS/PHSSchoolbasedhealth-p289.html#	Permanent	Service Delivery Site	Joan Glick Senior Nurse Administrator 240-777-3494 joan.glick@montgomerycountymd.gov Brenda Russo Nurse Administrator 240-777-4492 Brenda.Russo@montgomerycountymd.gov Jeanette Peralta Nurse Manager 240-777-3905 Jeanett.Peralta@montgomerycountymd.gov Sharon Crowe Nurse Administrator 240-777-4803 Sharon.Crowe@montgomerycountymd.gov Montgomery County Department of Health and Human Services 401 Hungerford Drive, 2 Floor Rockville, MD 20850	Unknown	Unknown	Yes	Yes	Yes	Yes	No

FQHC - Federally Qualified Health Center  
LHD - Local Health Department  
SBHC - School Based Health Center

Sources:

- 2019 Program Awardee Data  
<https://data.hrsa.gov/tools/data-reporting/program-data?type=AWARDEE&state=MD,2/8/21>
- Health Resources and Services Administration, accessed 2/1/2021  
<http://datawarehouse.hrsa.gov/tools/hdwreports/reports.aspx>
- Maryland Hospital Association, accessed 3/22/2021  
<https://www.mhaonline.org/about-mha/member-hospitals>
- Montgomery County Department of Health and Human Services, accessed 3/25/21  
<https://www.montgomerycountymd.gov/HHS-Program/Program.aspx?id=PHS/PHSSchoolbasedhealth-p289.html#>
- Maryland State Department of Education, accessed 3/24/2021  
<http://marylandpublicschools.org/about/Pages/DSFSS/SSSP/SBHC/index.aspx>
- Maryland Assembly on School-based Health Care, accessed 3/24/2021  
<https://masbhc.org/what-is-school-based-health/>
- Adventist HealthCare Shady Grove Medical Center, accessed 3/24/2021  
<https://www.adventisthealthcare.com/locations/profile/shady-grove-medical-center/>
- Adventist HealthCare White Oak Medical Center, accessed 3/24/2021  
<https://www.adventisthealthcare.com/locations/profile/white-oak-medical-center/>
- Holy Cross Germantown Hospital, accessed 3/24/2021  
<https://www.holycrosshealth.org/location/holy-cross-germantown-hospital>

**MONTGOMERY COUNTY SAFETY NET SITES**

Site Type	Site Name	Site Address	Telephone Number	Web Address	Location Type	Type Description	Contact Name	Migrant Health	Homeless	Medical	Dental	Mental	Vision	Substance Use
-----------	-----------	--------------	------------------	-------------	---------------	------------------	--------------	----------------	----------	---------	--------	--------	--------	---------------

10. Holy Cross Hospital, accessed 3/24/2021

<https://www.holycrosshealth.org/location/holy-cross-hospital>

11. MedStar Montgomery Medical Center, accessed 3/24/2021

<https://www.medstarmontgomery.org/>

12. Suburban Hospital, accessed 3/24/2021

[https://www.hopkinsmedicine.org/suburban\\_hospital/](https://www.hopkinsmedicine.org/suburban_hospital/)

13. Montgomery County Health Department, accessed 3/24/2021

<https://www.montgomerycountymd.gov/HHS-Program/Maps/12900MiddlebRd-M19.html>

Created by the PCO, OPHI, MDH, 2/8/21

**PRINCE GEORGE'S COUNTY SAFETY NET SITES**

Site Type	Site Name	Site Address	Telephone Number	Web Address	Location Type	Type Description	Contact Name	Migrant Health	Homeless	Medical	Dental	Mental Health	Vision	Substance Use
FQHC	FMCS-Seat Pleasant	5936 Martin Luther King Jr Hwy Capitol Heights, MD 20743-1757	202-889-7900	<a href="https://www.fmcsinc.org/">https://www.fmcsinc.org/</a>	Permanent	Service Delivery Site	Flora T Hamilton 202-889-7900 x217 fhamilton@fmcsinc.org	No	No	No	No	Yes	No	Yes
FQHC	Greater Baden Medical Services at Capital Heights	1458 Addison Rd S Capitol Heights, MD 20743-4413	301-324-1500	<a href="http://www.gbms.org">www.gbms.org</a>	Permanent	Service Delivery Site	Unknown	Yes	No	Yes	Yes	Yes	No	No
FQHC	AbsoluteCARE of MD2, LLC	7501 Greenway Center Dr Ste 600 Greenbelt, MD 20770-6704	301-579-3465	<a href="https://www.absolutecare.com/">https://www.absolutecare.com/</a>	Permanent	Service Delivery Site	Unknown	No	No	Yes	No	Yes	No	Yes
FQHC (SBHC)	Cool Spring Elementary School	8910 Riggs Rd Hyattsville, MD 20783-1632	301-431-6200	<a href="http://www.pgps.org/coolspring/">http://www.pgps.org/coolspring/</a>	Permanent	Service Delivery Site	Unknown	No	No	Unknown	Unknown	Unknown	Unknown	Unknown
FQHC	Mary's Center Dental Bus	8908 Riggs Rd Hyattsville, MD 20783-1632	202-420-8021	Unknown	Mobile Van	Service Delivery Site	Unknown	No	No	No	Yes	No	No	No
FQHC	Greater Baden Medical Services at Brandywine	7450 Albert Rd Brandywine, MD 20613-3035	301-599-0460	<a href="http://www.gbms.org">www.gbms.org</a>	Permanent	Administrative/Service Delivery Site	Unknown	Yes	No	Yes	Yes	Yes	No	No
FQHC	Greater Baden Medical Services at Oxon Hill	6196 Oxon Hill Rd Ste 540 Oxon Hill, MD	301-686-1665	<a href="http://www.gbms.org">www.gbms.org</a>	Permanent	Service Delivery Site	Unknown	Yes	No	Yes	Yes	Yes	No	No
FQHC	CCI-Greenway	7474 Greenway Center Dr Ste 300 Greenbelt, MD 20770-3504	301-340-7525	<a href="https://cciweb.org/locations/">https://cciweb.org/locations/</a>	Permanent	Service Delivery Site	Unknown	No	No	Yes	Yes	Yes	No	Yes

**PRINCE GEORGE'S COUNTY SAFETY NET SITES**

Site Type	Site Name	Site Address	Telephone Number	Web Address	Location Type	Type Description	Contact Name	Migrant Health	Homeless	Medical	Dental	Mental Health	Vision	Substance Use
FQHC	Mary's Center For Maternal And Child Care, Inc. Adelphi MD	8908 Riggs Rd Hyattsville, MD 20783-1632	202-483-8196	<a href="http://www.maryscenter.org">http://www.maryscenter.org</a>	Permanent	Service Delivery Site	Unknown	No	No	Yes	Yes	Yes	No	Yes
FQHC	CCI-Greenbelt	9220 Springhill Ln Greenbelt, MD 20770-1203	240-624-2278	<a href="http://www.cciweb.org">www.cciweb.org</a>	Permanent	Service Delivery Site	Unknown	No	No	Yes	Yes	Yes	No	Yes
FQHC (SBHC)	Northwestern High School	7000 Adelphi Rd Hyattsville, MD 20782-1454	301-985-1820	<a href="https://masbhc.org/prince-georges-county/">https://masbhc.org/prince-georges-county/</a> or <a href="https://www.princegeorgescountymd.gov/2028/School-Based-Wellness-Centers">https://www.princegeorgescountymd.gov/2028/School-Based-Wellness-Centers</a>	Permanent	Service Delivery Site	Diane J. Young, RN, MS Associate Director: Family Health Services Division Prince George's County Health Department 1701 McCormick Drive, Suite 100 Largo, MD 20774 Office: 301-883-7859   Fax: 301-883-7897 DJYoung@co.pg.md.us	No	No	Yes	Yes	Yes	Yes	No
FQHC	College Park - Elaine Ellis Center Of Health	10001 Rhode Island Ave College Park, MD 20740-1141	301-441-1605	<a href="https://eechealth.com/">https://eechealth.com/</a>	Permanent	Service Delivery Site	Unknown	No	No	Yes	Yes	Yes	No	Yes
FQHC	La Clinica del Pueblo - Hyattsville Site	2970 Belcrest Center Dr Ste 301 Hyattsville, MD 20782-1987	240-714-5247	<a href="http://www.lcdp.org">www.lcdp.org</a>	Permanent	Administrative/Service Delivery Site	Unknown	No	No	Yes	Yes	Yes	No	Yes
FQHC	Greater Baden Medical Services at Capitol Heights II	1442 Addison Rd S Capitol Heights, MD 20743-4413	301-324-1500	<a href="http://www.gbms.org">www.gbms.org</a>	Permanent	Service Delivery Site	Unknown	Yes	No	Yes	Yes	Yes	No	No
Hospital	Adventist HealthCare Fort Washington Medical Center	11711 Livingston Road, Fort Washington, MD 20744	301-292-7000	<a href="https://www.adventisthealthcare.com/locations/profile/fort-washington-medical-center/">https://www.adventisthealthcare.com/locations/profile/fort-washington-medical-center/</a>	Permanent	Service Delivery Site	Unknown	Unknown	Yes	Yes	Yes	Yes	Yes	Yes



**PRINCE GEORGE'S COUNTY SAFETY NET SITES**

Site Type	Site Name	Site Address	Telephone Number	Web Address	Location Type	Type Description	Contact Name	Migrant Health	Homeless	Medical	Dental	Mental Health	Vision	Substance Use
Hospital	Luminis Health Doctors Community Medical	8118 Good Luck Road, Lanham, MD 20706	301-552-8118	<a href="https://www.dchealth.org/">https://www.dchealth.org/</a>	Permanent	Service Delivery Site	Unknown	Unknown	Yes	Yes	Unknown	Yes	Yes	Yes
Hospital	MedStar Southern Maryland Hospital	7503 Surratts Rd, Clinton, MD 20735	301-868-8000	<a href="https://www.medstarsouthernmaryland.org/">https://www.medstarsouthernmaryland.org/</a>	Permanent	Service Delivery Site	Unknown	Unknown	Yes	Yes	Unknown	Yes	Yes	Yes
Hospital	University of Maryland Laurel Medical Center	7300 Van Dusen Road, Laurel, MD 20707	301-725-4300	<a href="https://www.umms.org/capital/locations/um-laurel-medical-center">https://www.umms.org/capital/locations/um-laurel-medical-center</a>	Permanent	Service Delivery Site	Unknown	Unknown	Yes	Yes	Unknown	Yes	Unknown	Unknown
Hospital	University of Maryland Prince George's Hospital	3001 Hospital Drive, Cheverly, MD 20785	301-618-2000	<a href="https://www.umms.org/capital/locations/um-prince-georges-hospital-center">https://www.umms.org/capital/locations/um-prince-georges-hospital-center</a>	Permanent	Service Delivery Site	Unknown	Unknown	Yes	Yes	Unknown	Yes	Yes	Unknown
LHD	Prince George's County Health Department	1701 McCormick Drive, Suite 200, Largo, MD 20774	301-883-7879	<a href="https://www.princegeorgescountymd.gov/1588/Health-Services">https://www.princegeorgescountymd.gov/1588/Health-Services</a>	Permanent	Administrative/Service Delivery Site	Unknown	Yes	Yes	Yes	Yes	Yes	Unknown	Yes
SHBC	Bladensburg High School	4200 57th Avenue Bladensburg, MD 20710	301-883-7859	<a href="https://masbhc.org/prince-georges-county/">https://masbhc.org/prince-georges-county/</a> or <a href="https://www.princegeorgescountymd.gov/2028/School-Based-Wellness-Centers">https://www.princegeorgescountymd.gov/2028/School-Based-Wellness-Centers</a>	Permanent	Service Delivery Site	Diane J. Young, RN, MS Associate Director: Family Health Services Division Prince George's County Health Department 1701 McCormick Drive, Suite 100 Largo, MD 20774 Office: 301-883-7859   Fax: 301-883-7897 DJYoung@co.pg.md.us	Unknown	Unknown	Yes	Yes	Yes	Yes	No
SHBC	Fairmont Heights High School SBWC	6501 Columbia Park Road Landover, MD 20785			Permanent	Service Delivery Site		Unknown	Unknown	Yes	Yes	Yes	Yes	No
SHBC	Oxon Hill High School SBWC	6701 Leyte Drive, Oxon Hill, MD 20745			301-583-3381	Permanent		Service Delivery Site	Angela Macklin, RN Program Chief, Family Health Services Division Office: 301-583-3381/Fax: 301-583-3396 ammacklin@co.pg.md.us	Unknown	Unknown	Yes	Yes	Yes



**PRINCE GEORGE'S COUNTY SAFETY NET SITES**

Site Type	Site Name	Site Address	Telephone Number	Web Address	Location Type	Type Description	Contact Name	Migrant Health	Homeless	Medical	Dental	Mental Health	Vision	Substance Use
-----------	-----------	--------------	------------------	-------------	---------------	------------------	--------------	----------------	----------	---------	--------	---------------	--------	---------------

FQHC - Federally Qualified Health Center  
 LHD - Local Health Department  
 SBHC - School Based Health Center

Sources:

1. 2019 Program Awardee Data  
<https://data.hrsa.gov/tools/data-reporting/program-data?type=AWARDEE&state=MD, 2/8/21>
2. Health Resources and Services Administration, accessed 2/1/2021  
<http://datawarehouse.hrsa.gov/tools/hdwreports/reports.aspx>
3. Maryland Hospital Association, accessed 3/22/2021  
<https://www.mhaonline.org/about-mha/member-hospitals>
4. Adventist HealthCare Fort Washington Medical Center, accessed 3/24/21  
<https://www.adventisthealthcare.com/locations/profile/fort-washington-medical-center/>
5. Luminis Health Doctors Community Medical Center, accessed 3/24/21  
<https://www.dchweb.org/>
6. MedStar Southern Maryland Hospital Center, accessed 3/24/21  
<https://www.medstarsouthernmaryland.org/>
7. University of Maryland Laurel Medical Center, accessed 3/24/21  
<https://www.umms.org/capital/locations/um-laurel-medical-center>
8. University of Maryland Prince George's Hospital Center, accessed 3/24/21  
<https://www.umms.org/capital/locations/um-prince-georges-hospital-center>
9. Prince George's County Health Department, accessed 3/24/21  
<https://www.princegeorgescountymd.gov/1588/Health-Services>
10. Prince George's County School Based Wellness Centers, accessed 3/25/21  
<https://www.princegeorgescountymd.gov/2028/School-Based-Wellness-Centers>
11. Maryland Assembly on School-based Health Care, accessed 3/24/2021  
<https://masbhc.org/what-is-school-based-health/>
12. Maryland State Department of Education, accessed 3/24/2021  
<http://marylandpublicschools.org/about/Pages/DSFSS/SSSP/SBHC/index.aspx>

Created by the PCO, OPHI, MDH, 2/8/21

QUEEN ANNE'S COUNTY SAFETY NET SITES														
Site Type	Site Name	Site Address	Telephone Number	Web Address	Location Type	Type Description	Contact Name	Migrant Health	Homeless	Medical	Dental	Mental Health	Vision	Substance Use
FQHC	Sew Friel Migrant Camp	Grange Hall Rd Queenstown, MD 21658	410-479-4306	www.choptankhealth.org	Seasonal	Service Delivery Site	Unknown	Yes	No	Yes	Yes	No	No	No
Hospital	None													
LHD	Queen Anne Health Department	206 N Commerce St, Centreville, MD 21617	410-758-0720	https://health.maryland.gov/qahealth/Pages/qacdoh-home.aspx	Permanent	Administrative/Service Delivery Site	Unknown	Unknown	Unknown	Yes	Unknown	Yes	Unknown	Yes

FQHC - Federally Qualified Health Center

LHD - Local Health Department

SBHC - School Based Health Center

Sources:

1. 2019 Program Awardee Data

<https://data.hrsa.gov/tools/data-reporting/program-data?type=AWARDEE&state=MD, 2/8/21>

2. Health Resources and Services Administration, accessed 2/1/2021

<http://datawarehouse.hrsa.gov/tools/hdwreports/reports.aspx>

3. Maryland Hospital Association, accessed 3/22/2021

<https://www.mhaonline.org/about-mha/member-hospitals>

4. Queen Anne Health Department, accessed on 3/24/21

<https://health.maryland.gov/qahealth/Pages/qacdoh-home.aspx>

Created by the PCO, OPHI, MDH, 2/8/21

SAINT MARY'S COUNTY SAFETY NET SITES														
Site Type	Site Name	Site Address	Telephone Number	Web Address	Location Type	Type Description	Contact Name	Migrant Health	Homeless	Medical	Dental	Mental Health	Vision	Substance Use
FQHC	Greater Baden Medical Services at Leonardtown	23140 Moakley St Ste 4 Leonardtown, MD 20650-2923	301-997-1029	<a href="http://www.gbms.org">www.gbms.org</a>	Permanent	Service Delivery Site	Unknown	Yes	No	Yes	Yes	Yes	No	No
Hospital	MedStar St. Mary's Hospital	25500 Point Lookout Rd, Leonardtown, MD 20650	301-475-8981	<a href="https://www.medstarstmarys.org/">https://www.medstarstmarys.org/</a>	Permanent	Service Delivery Site	Unknown	No	Yes	Yes	Unknown	Yes	Yes	Yes
LHD	Saint Mary's County Health Department	21580 Peabody St, Leonardtown, MD 20650	301-475-4330	<a href="https://smchd.org/">https://smchd.org/</a>	Permanent	Administrative/Service Delivery Site	Unknown	No	Unknown	Yes	Unknown	Yes	Unknown	Yes

FQHC - Federally Qualified Health Center

LHD - Local Health Department

SBHC - School Based Health Center

Sources:

1. 2019 Program Awardee Data

<https://data.hrsa.gov/tools/data-reporting/program-data?type=AWARDEE&state=MD, 2/8/21>

2. Health Resources and Services Administration, accessed 2/1/2021

<http://datawarehouse.hrsa.gov/tools/hdwreports/reports.aspx>

3. Maryland Hospital Association, accessed 3/22/2021

<https://www.mhaonline.org/about-mha/member-hospitals>

4. Saint Mary's County Health Department, accessed 3/24/21

<https://smchd.org/>

5. MedStar St. Mary's Hospital, accessed 3/24/21

<https://www.medstarstmarys.org/>

Created by the PCO, OPHI, MDH, 2/8/21

SOMERSET COUNTY SAFETY NET SITES														
Site Type	Site Name	Site Address	Telephone Number	Web Address	Location Type	Type Description	Contact Name	Migrant Health	Homeless	Medical	Dental	Mental Health	Vision	Substance Use
FQHC	TLC - Princess Anne Dental	12165 Elm St Princess Anne, MD 21853-1358	410-651-5151	<a href="https://chesapeakekehc.org">https://chesapeakekehc.org</a>	Permanent	Service Delivery Site	Jennifer Swanton 410-749-1015 x1608 jswanton@chesapeakekehc.org	Yes	No	Yes	Yes	Yes	No	Yes
FQHC	Three Lower Counties Community Svcs Inc	12145 Elm St Princess Anne, MD 21853-1358	410-651-1000	<a href="https://chesapeakekehc.org/">https://chesapeakekehc.org/</a>	Permanent	Service Delivery Site	Jennifer Swanton 410-749-1015 x1608 jswanton@chesapeakekehc.org	Yes	No	Yes	Yes	Yes	No	Yes
FQHC	Three Lower Counties Community Svcs Inc	12137 Elm St Princess Anne, MD 21853-1358	410-651-1000	<a href="https://chesapeakekehc.org">https://chesapeakekehc.org</a>	Permanent	Administrative/Service Delivery Site	Jennifer Swanton 410-749-1015 x1608 jswanton@chesapeakekehc.org	Yes	No	Yes	Yes	Yes	No	Yes
Hospital	TidalHealth McCready Pavilion	201 Hall Highway, Crisfield, MD 21817	410-546-6400	<a href="https://www.tidalhealth.org/">https://www.tidalhealth.org/</a>	Permanent	Service Delivery Site	Unknown	No	No	Yes	Unknown	Yes	Unknown	Yes
LHD	Somerset County Health Department	8928 Sign Post Rd, Westover, MD 21871	443-523-1700	<a href="https://somersethealth.org/">https://somersethealth.org/</a>	Permanent	Administrative/Service Delivery Site	Unknown	No	Yes	Yes	Unknown	Yes	Unknown	Yes

FQHC - Federally Qualified Health Center

LHD - Local Health Department

SBHC - School Based Health Center

Sources:

1. 2019 Program Awardee Data

<https://data.hrsa.gov/tools/data-reporting/program-data?type=AWARDEE&state=MD,2/8/21>

2. Health Resources and Services Administration, accessed 2/1/2021

<http://datawarehouse.hrsa.gov/tools/hdwreports/reports.aspx>

3. Maryland Hospital Association, accessed 3/22/2021

<https://www.mhaonline.org/about-mha/member-hospitals>

4. TidalHealth McCreedy Pavilion, accessed 3/24/21

<https://www.tidalhealth.org/>

5. Somerset County Health Department, accessed 3/24/21

<https://somersethealth.org/>

Created by the PCO, OPHI, MDH, 2/8/21

TALBOT COUNTY SAFETY NET SITES														
Site Type	Site Name	Site Address	Telephone Number	Web Address	Location Type	Type Description	Contact Name	Migrant Health	Homeless	Medical	Dental	Mental Health	Vision	Substance Use
FQHC	Choptank Community Health Easton Pediatrics	522 Cynwood Dr Ste 100 Easton, MD 21601-3877	410-770-8910	<a href="http://www.choptankhealth.org">www.choptankhealth.org</a>	Permanent	Service Delivery Site	Unknown	Yes	No	Yes	Yes	No	No	No
FQHC (SBHC)	Tilghman Elementary School	21374 Foster Ave Tilghman, MD 21671-1230	410-886-2391	Unknown	Permanent	Service Delivery Site	Unknown	Yes	No	Unknown	Unknown	Unknown	Unknown	Unknown
FQHC (SBHC)	St. Michaels Middle/High School	200 Seymour Ave St Michaels, MD 21663-2932	410-745-2852	<a href="http://www.choptankhealth.org">www.choptankhealth.org</a>	Seasonal	Service Delivery Site	Unknown	Yes	No	Unknown	Unknown	Unknown	Unknown	Unknown
FQHC	Chase Brexton Health Services, Inc.	500 Cadmus Ln Ste 203 Easton, MD 21601-4094	866-260-0412	<a href="https://www.chasebrexton.org/">https://www.chasebrexton.org/</a>	Permanent	Service Delivery Site	Unknown	No	No	Yes	Yes	Yes	No	Yes
FQHC	Bay Hundred Medical and Dental Center	933 S Talbot St Saint Michaels, MD 21663-2604	410-745-0200	<a href="http://www.choptankhealth.org">www.choptankhealth.org</a>	Permanent	Service Delivery Site	Unknown	Yes	No	Yes	Yes	No	No	No
FQHC (SBHC)	St. Michaels Elementary	100 Seymour Ave St Michaels, MD 21663-2930	410-745-2882	<a href="http://www.choptankhealth.org">www.choptankhealth.org</a>	Seasonal	Service Delivery Site	Unknown	Yes	No	Unknown	Unknown	Unknown	Unknown	Unknown
FQHC (SBHC)	Easton Middle School	201 Peach Blossom Ln Easton, MD 21601-2544	410-822-2910	<a href="http://www.choptankhealth.org">www.choptankhealth.org</a> or <a href="https://choptankhealth.org/locations-providers/school-based-locations-talbot-county/">https://choptankhealth.org/locations-providers/school-based-locations-talbot-county/</a>	Seasonal	Service Delivery Site	Choptank Community Health System 301 Randolph Street, PO Box 660 Denton, MD 21629 410-479-4306 Sara K. Rich President and CEO srich@choptankhealth.org Jennifer Dill Director of Community-Based Programs jdill@choptankhealth.org 410-479-4306 Ext. 5012	Yes	No	Yes	Yes	Yes	Yes	No
FQHC (SBHC)	Easton High School	723 Mecklenburg Ave Easton, MD 21601-3395	410-822-4180	<a href="https://choptankhealth.org/locations-providers/school-based-locations-talbot-county/">https://choptankhealth.org/locations-providers/school-based-locations-talbot-county/</a>	Seasonal	Service Delivery Site	Choptank Community Health System 301 Randolph Street, PO Box 660 Denton, MD 21629 410-479-4306 Sara K. Rich President and CEO srich@choptankhealth.org Jennifer Dill Director of Community-Based Programs jdill@choptankhealth.org 410-479-4306 Ext. 5012	Yes	No	Yes	Yes	Yes	Yes	No

TALBOT COUNTY SAFETY NET SITES														
Site Type	Site Name	Site Address	Telephone Number	Web Address	Location Type	Type Description	Contact Name	Migrant Health	Homeless	Medical	Dental	Mental Health	Vision	Substance Use
FQHC (SBHC)	Easton Elementary School - Moton and Dobson Buildings	307 Glenwood Ave Easton, MD 21601-4104	410-822-0680	www.choptankhealth.org or https://choptankhealth.org/locations-providers/school-based-locations-talbot-county/	Seasonal	Service Delivery Site	Choptank Community Health System 301 Randolph Street, PO Box 660 Denton, MD 21629 410-479-4306 Sara K. Rich President and CEO srich@choptankhealth.org Jennifer Dill Director of Community-Based Programs jdill@choptankhealth.org 410-479-4306 Ext. 5012	Yes	No	Yes	Yes	Yes	Yes	No
FQHC	Women, Infants, and Children (WIC) Talbot County	215 Bay St Easton, MD 21601-2782	410-479-8060	<a href="http://www.choptankhealth.org">www.choptankhealth.org</a>	Permanent	Service Delivery Site	Unknown	Yes	No	Yes	Yes	No	No	No
Hospital	University of Maryland Shore Medical Center at Easton	219 S. Washington Street, Easton, MD 21601	410-822-1000	<a href="https://www.umms.org/shore/locations/medical-center-easton">https://www.umms.org/shore/locations/medical-center-easton</a>	Permanent	Service Delivery Site	Unknown	No	Yes	Yes	Unknown	Yes	Unknown	Yes
LHD	Talbot County Health Department	100 S Hanson St, Easton, MD 21601	410-819-5600	<a href="https://health.maryland.gov/talbotcounty/Pages/home.aspx">https://health.maryland.gov/talbotcounty/Pages/home.aspx</a>	Permanent	Administrative/Service Delivery Site	Unknown	No	Unknown	Yes	Unknown	Yes	Unknown	Yes

FQHC - Federally Qualified Health Center

LHD - Local Health Department

SBHC - School Based Health Center

Sources:

1. 2019 Program Awardee Data

<https://data.hrsa.gov/tools/data-reporting/program-data?type=AWARDEE&state=MD,2/8/21>

2. Health Resources and Services Administration, accessed 2/1/2021

<http://datawarehouse.hrsa.gov/tools/hdwreports/reports.aspx>

3. Maryland Hospital Association, accessed 3/22/2021

<https://www.mhaonline.org/about-mha/member-hospitals>

4. University of Maryland Shore Medical Center at Easton, accessed 3/24/21

<https://www.umms.org/shore/locations/medical-center-easton>

5. Talbot County Health Department, accessed 3/24/21

<https://health.maryland.gov/talbotcounty/Pages/home.aspx>

6. Choptank Community Health System, accessed 3/25/21

<https://choptankhealth.org/locations-providers/school-based-locations-talbot-county/>

7. Maryland Assembly on School-based Health Care, accessed 3/24/2021

<https://masbhc.org/what-is-school-based-health/>

8. Maryland State Department of Education, accessed 3/24/2021

<http://marylandpublicschools.org/about/Pages/DSFSS/SSSP/SBHC/index.aspx>

Created by the PCO, OPHI, MDH, 2/8/21

WASHINGTON COUNTY SAFETY NET SITES														
Site Type	Site Name	Site Address	Telephone Number	Web Address	Location Type	Type Description	Contact Name	Migrant Health	Homeless	Medical	Dental	Mental	Vision	Substance Use
FQHC	Family Healthcare of Hagerstown	201 S Cleveland Ave Hagerstown, MD 21740-5745	301-745-3777	<a href="http://www.familyhch.org">www.familyhch.org</a>	Permanent	Administrative/Service Delivery Site	Michelle Y Phillips 301-393-3420 michelle.phillips@familyhch.org	No	No	Yes	Yes	Yes	No	No
FQHC	Healthy Smiles II	201 S Cleveland Ave Hagerstown, MD 21740-5745	301-745-3777	<a href="http://www.familyhch.org">www.familyhch.org</a>	Mobile Van	Service Delivery Site	Michelle Y Phillips 301-393-3420 michelle.phillips@familyhch.org	No	No	No	Yes	No	No	No
FQHC	Family Healthcare of Hagerstown at Wells House	221 E Baltimore St Hagerstown, MD 21740-6109	301-745-3777	<a href="https://familyhch.org/">https://familyhch.org/</a>	Permanent	Service Delivery Site	Michelle Y Phillips 301-393-3420 michelle.phillips@familyhch.org	No	No	Yes	Yes	Yes	No	No
FQHC	Tri-State Community Health Center, Inc.	130 W High St Hancock, MD 21750-1143	301-678-7256	<a href="http://www.tschc.com">www.tschc.com</a>	Permanent	Service Delivery Site	Unknown	No	No	Yes	No	No	No	No
FQHC	WSCHC Healthy Smiles in Motion	201 S Cleveland Ave Hagerstown, MD 21740-5745	301-393-3427	<a href="http://www.walnutstreetchc.com">www.walnutstreetchc.com</a>	Mobile Van	Service Delivery Site	Michelle Y Phillips 301-393-3420 michelle.phillips@familyhch.org	No	No	No	Yes	No	No	No
Hospital	Brook Lane	13121 Brook Lane Drive, Hagerstown, MD 21742	301-733-0330	<a href="https://www.brooklane.org/">https://www.brooklane.org/</a>	Permanent	Service Delivery Site	Unknown	No	No	Yes	Unknown	Yes	Unknown	Yes
Hospital	Meritus Health	11116 Medical Campus Road, Hagerstown,	301-790-8000	<a href="https://www.meritushealth.com/">https://www.meritushealth.com/</a>	Permanent	Service Delivery Site	Unknown	No	Yes	Yes	Yes	Yes	Yes	Yes
LHD	Washington County Health Department	1302 Pennsylvania Ave, Hagerstown, MD 21742	240-313-3200	<a href="https://washcohealth.org/">https://washcohealth.org/</a>	Permanent	Administrative/Service Delivery Site	Unknown	Unknown	Unknown	Yes	Unknown	Yes	Unknown	Yes
SHBC	Western Heights Middle School SBWC	1300 Marshall Street Hagerstown, MD 21740	240-313-2048 or 301-766-8771	<a href="https://www.meritushealth.com/treatment-care/school-health/">https://www.meritushealth.com/treatment-care/school-health/</a>	Permanent	Service Delivery Site	Sponsoring Agency: Allison Hartshorn, Program Manager ahartshorn@washco-md.net 240-313-2048 Washington County Local Management Board 100 West Washington Street, Room 2200 Hagerstown, MD 21742 Medical Sponsoring Agency: Meritus Health Center(Hospital) Amy Jones, Director of School Nursing 301-766-8771 amy.jones@meritushealth.com	Unknown	Unknown	Yes	Yes	Yes	Yes	No



WASHINGTON COUNTY SAFETY NET SITES														
Site Type	Site Name	Site Address	Telephone Number	Web Address	Location Type	Type Description	Contact Name	Migrant Health	Homeless	Medical	Dental	Mental	Vision	Substance Use
SHBC	South Hagerstown High School SBWC	1101 South Potomac Street Hagerstown, MD 21740	240-313-2048 or 301-766-8771	<a href="https://www.meritushealth.com/treatment-care/school-health/">https://www.meritushealth.com/treatment-care/school-health/</a>	Permanent	Service Delivery Site	Sponsoring Agency: Allison Hartshorn, Program Manager ahartshorn@washco-md.net 240-313-2048 Washington County Local Management Board 100 West Washington Street, Room 2200 Hagerstown, MD 21742 Medical Sponsoring Agency: Meritus Health Center(Hospital) Amy Jones, Director of School Nursing 301-766-8771 amy.jones@meritushealth.com	Unknown	Unknown	Yes	Yes	Yes	Yes	No
SHBC	Bester Elementary School	385 Mill Street Hagerstown, MD 21740	301-766-8723	Unknown	Permanent	Service Delivery Site	Sponsoring Agency: Mr. Keith Fanjoy, CEO, Bester Community of Hope – A San Mar Initiative Community Free Clinic of Washington County 301-733-9067 kfanjoy@sanmarhome.org Nicole Houser, Executive Director Community Free Clinic, Inc. 301-733-9234 Janice Howells, School Health Programs Coordinator Washington County Public Schools 301-766-8723 Amy Jones, Director of School Nursing 301-766-8771	Unknown	Unknown	Yes	Yes	Yes	Yes	No

FQHC - Federally Qualified Health Center  
LHD - Local Health Department  
SBHC - School Based Health Center

Sources:

- 2019 Program Awardee Data  
<https://data.hrsa.gov/tools/data-reporting/program-data?type=AWARDEE&state=MD,2/8/21>
- Health Resources and Services Administration, accessed 2/1/2021  
<http://datawarehouse.hrsa.gov/tools/hdwreports/reports.aspx>
- Maryland Hospital Association, accessed 3/22/2021  
<https://www.mhaonline.org/about-mha/member-hospitals>
- Brook Lane, accessed 3/24/21  
<https://www.brooklane.org/>
- Meritus Health, accessed 3/24/21  
<https://www.meritushealth.com/>
- Washington County Health Department  
<https://washcohealth.org/>
- Maryland Assembly on School-based Health Care, accessed 3/24/2021  
<https://masbhc.org/what-is-school-based-health/>
- Maryland State Department of Education, accessed 3/24/2021  
<http://marylandpublicschools.org/about/Pages/DSFSS/SSSP/SBHC/index.aspx>
- Meritus Health School Based Health Centers, accessed 3/25/21  
<https://www.meritushealth.com/treatment-care/school-health/>

Created by the PCO, OPHI, MDH, 2/8/21

**WICOMICO COUNTY SAFETY NET SITES**

Site Type	Site Name	Site Address	Telephone Number	Web Address	Location Type	Type Description	Contact Name	Migrant Health	Homeless	Medica I	Dental	Menta I	Vision	Substance Use
FQHC	CHC - Salisbury Dental	1615 Tree Sap Ct Ste A Salisbury, MD 21804-9403	443-944-9600	<a href="https://chesapeakehchc.org">https://chesapeakehchc.org</a>	Permanent	Service Delivery Site	Jennifer Swanton 410-749-1015 x1608 jswanton@chesapeakehchc.org	Yes	No	Yes	Yes	Yes	No	Yes
FQHC	TLC Salisbury	1104 Healthway Dr Salisbury, MD 21804-4469	410-219-1100	<a href="https://chesapeakehchc.org">https://chesapeakehchc.org</a>	Permanent	Service Delivery Site	Jennifer Swanton 410-749-1015 x1608 jswanton@chesapeakehchc.org	Yes	No	Yes	Yes	Yes	No	Yes
FQHC	Chesapeake Health Care Pediatrics	223 Phillip Morris Dr Salisbury, MD 21804-1923	410-548-1747	<a href="https://chesapeakehchc.org">https://chesapeakehchc.org</a>	Permanent	Service Delivery Site	Jennifer Swanton 410-749-1015 x1608 jswanton@chesapeakehchc.org	Yes	No	Yes	Yes	Yes	No	Yes
FQHC	Chesapeake Health Care - Sweetbay Mental Health	1813 Sweetbay Dr Salisbury, MD 21804-1663	410-219-1100	<a href="https://chesapeakehchc.org">https://chesapeakehchc.org</a>	Permanent	Service Delivery Site	Jennifer Swanton 410-749-1015 x1608 jswanton@chesapeakehchc.org	Yes	No	No	No	Yes	No	Yes
FQHC	Eastern Shore OB/GYN a Division of Chesapeake Health Care	1647 Woodbrooke Dr Salisbury, MD 21804-8502	410-546-2424	<a href="https://chesapeakehchc.org">https://chesapeakehchc.org</a>	Permanent	Service Delivery Site	Jennifer Swanton 410-749-1015 x1608 jswanton@chesapeakehchc.org	Yes	No	Yes	Yes	Yes	No	Yes
FQHC	TLC @ Riverside Drive	560 Riverside Dr Ste A204 Salisbury, MD 21801-4704	443-358-6193	<a href="https://chesapeakehchc.org">https://chesapeakehchc.org</a>	Permanent	Service Delivery Site	Jennifer Swanton 410-749-1015 x1608 jswanton@chesapeakehchc.org	Yes	No	Yes	Yes	Yes	No	Yes
FQHC	Peninsula Regional Medical Center	100 E Carroll St Salisbury, MD 21801-5422	410-546-6400	<a href="http://www.peninsula.org">www.peninsula.org</a>	Permanent	Service Delivery Site	Jennifer Swanton 410-749-1015 x1608 jswanton@chesapeakehchc.org	Yes	No	Yes	Yes	Yes	No	Yes
FQHC	TLC Internal Medicine @ Woodbrooke	1665 Woodbrooke Dr Salisbury, MD 21804-8502	410-546-6650	<a href="https://chesapeakehchc.org">https://chesapeakehchc.org</a>	Permanent	Service Delivery Site	Jennifer Swanton 410-749-1015 x1608 jswanton@chesapeakehchc.org	Yes	No	Yes	Yes	Yes	No	Yes
Hospital	Encompass Health Rehabilitation Hospital of Salisbury	220 Tilghman Road, Salisbury, MD 21804	410-546-4600	<a href="https://encompasshealth.com/salisburyrehab">https://encompasshealth.com/salisburyrehab</a>	Permanent	Service Delivery Site	Unknown	No	Unknown	No	No	No	No	No
Hospital	TidalHealth Peninsula Regional	100 East Carroll Street, Salisbury, MD 21801	410-546-6400	<a href="https://www.tidalhealth.org/">https://www.tidalhealth.org/</a>	Permanent	Service Delivery Site	Unknown	No	No	Yes	Unknown	Yes	Unknown	Yes

WICOMICO COUNTY SAFETY NET SITES														
Site Type	Site Name	Site Address	Telephone Number	Web Address	Location Type	Type Description	Contact Name	Migrant Health	Homeless	Medica I	Dental	Menta I	Vision	Substance Use
LHD	Wicomico County Health Department	108 E. Main Street, Salisbury, MD 21801	410-749-1244	<a href="https://www.wicomicohealth.org/">https://www.wicomicohealth.org/</a>	Permanent	Administrative/Service Delivery Site	Unknown	No	Yes	Yes	Yes	Yes	Unknown	Yes
SHBC	Wicomico Middle School SBWC	635 East Main Street Salisbury, MD 21804	410-543-6962	<a href="https://masbhc.org/wicomico-county-2/">https://masbhc.org/wicomico-county-2/</a>	Permanent	Service Delivery Site	Lisa Anderson Community Health Program Director Wicomico County Health Department 108 East Main Street Salisbury, MD 21801 410-543-6962 lisa.anderson@maryland.gov Shannon Palmer CHN Supervisor Wicomico Middle School SBHC 410-219-2842 Shannon.Palmer@maryland.gov	Unknown	Unknown	Yes	Yes	Yes	Yes	No
SHBC	Wicomico High School SBWC	201 Long Avenue Salisbury, MD 21804-5094			Permanent	Service Delivery Site		Unknown	Unknown	Yes	Yes	Yes	Yes	No

FQHC - Federally Qualified Health Center  
LHD - Local Health Department  
SBHC - School Based Health Center

Sources:

- 2019 Program Awardee Data  
<https://data.hrsa.gov/tools/data-reporting/program-data?type=AWARDEE&state=MD,2/8/21>
- Health Resources and Services Administration, accessed 2/1/2021  
<http://datawarehouse.hrsa.gov/tools/hdwreports/reports.aspx>
- Maryland Hospital Association, accessed 3/22/2021  
<https://www.mhaonline.org/about-mha/member-hospitals>
- Maryland Assembly on School-based Health Care, accessed 3/24/2021  
<https://masbhc.org/what-is-school-based-health/>
- Maryland State Department of Education, accessed 3/24/2021  
<http://marylandpublicschools.org/about/Pages/DSFSS/SSSP/SBHC/index.aspx>
- Encompass Health Rehabilitation Hospital of Salisbury, accessed 3/24/21  
<https://encompasshealth.com/salisburyrehab>
- TidalHealth Peninsula Regional, accessed 3/24/21  
<https://www.tidalhealth.org/>
- Wicomico County Health Department, accessed 3/24/21  
<https://www.wicomicohealth.org/>

Created by the PCO, OPHI, MDH, 2/8/21

WORCESTER COUNTY SAFETY NET SITES														
Site Type	Site Name	Site Address	Telephone Number	Web Address	Location Type	Type Description	Contact Name	Migrant Health	Homeless	Medical	Dental	Mental Health	Vision	Substance Use
FQHC	Three Lower Counties Community Svcs Inc	305 10th St Pocomoke City, MD 21851-1607	410-957-1852	<a href="https://chesapeakekehc.org">https://chesapeakekehc.org</a>	Permanent	Service Delivery Site	Jennifer Swanton 410-749-1015 x1608 jswanton@chesapeakekehc.or	Yes	No	Yes	Yes	Yes	No	Yes
FQHC	TLC - Berlin	9956 N Main St Unit 2 Berlin, MD 21811-1077	410-973-2820	<a href="https://chesapeakekehc.org">https://chesapeakekehc.org</a>	Permanent	Service Delivery Site	Jennifer Swanton 410-749-1015 x1608 jswanton@chesapeakekehc.or	Yes	No	Yes	Yes	Yes	No	Yes
Hospital	Atlantic General Hospital	9733 Healthway Drive, Berlin, MD 21811	410-641-1100	<a href="https://www.atlanticgeneral.org/">https://www.atlanticgeneral.org/</a>	Permanent	Service Delivery Site	Unknown	No	Unknown	Yes	Yes	Yes	Yes	Yes
LHD	Worcester County Health Department	6040 Public Landing Road, Snow Hill, MD 21863	410-632-1100	<a href="https://www.worcesterhealth.org/">https://www.worcesterhealth.org/</a>	Permanent	Administrative/Service Delivery Site	Unknown	No	Yes	Yes	Yes	Yes	Unknown	Yes

FQHC - Federally Qualified Health Center

LHD - Local Health Department

SBHC - School Based Health Center

Sources:

1. 2019 Program Awardee Data

<https://data.hrsa.gov/tools/data-reporting/program-data?type=AWARDEE&state=MD, 2/8/21>

2. Health Resources and Services Administration, accessed 2/1/2021

<http://datawarehouse.hrsa.gov/tools/hdwreports/reports.aspx>

3. Maryland Hospital Association, accessed 3/22/2021

<https://www.mhaonline.org/about-mha/member-hospitals>

4. Atlantic General Hospital, accessed 3/24/21

<https://www.atlanticgeneral.org/>

5. Worcester County Health Department, accessed 3/24/21  
<https://www.worcesterhealth.org/>

Created by the PCO, OPHI, MDH, 2/8/21

## GLOSSARY OF ACRONYMS

<b>ARC</b>	Appalachian Regional Commission
<b>ATOD</b>	Alcohol, Tobacco, and Other Drug
<b>AHEC</b>	Area Health Education Center
<b>AHRQ</b>	Agency for Healthcare Research and Quality
<b>BHA</b>	Behavioral Health Administration
<b>BRFSS</b>	Maryland DHMH Behavioral Risk Factor Surveillance System
<b>BMI</b>	Body Mass Index
<b>CDC</b>	Centers for Disease Control and Prevention
<b>CHF</b>	Congestive Heart Failure
<b>CCHW</b>	Certified Community Health Worker
<b>CHW</b>	Community Health Worker
<b>CMMI</b>	Center for Medicare and Medicaid Innovation
<b>CMS</b>	Centers for Medicare and Medicaid Services
<b>CNA</b>	Certified Nursing Assistant
<b>CNM</b>	Certified Nursing Midwife
<b>COMAR</b>	Code of Maryland Regulations
<b>COPD</b>	Chronic Obstructive Pulmonary Disease
<b>CSF</b>	Critical Shortage Facilities
<b>CY</b>	Calendar Year
<b>DDS</b>	Doctor of Dental Surgery
<b>DHMH</b>	Department of Health and Mental Hygiene
<b>DHR</b>	Department of Human Resources
<b>DO</b>	Doctor of Osteopathic Medicine
<b>DoIT</b>	Maryland Department of Information Technology
<b>FFY</b>	Federal Fiscal Year
<b>FY</b>	Fiscal Year
<b>FPL</b>	Federal Poverty Line
<b>FQHC</b>	Federally Qualified Health Center
<b>FQHC- LA</b>	Federally Qualified Health Center – Look-Alike
<b>FTE</b>	Full Time Equivalent
<b>HHS</b>	U.S. Department of Health and Human Services
<b>HIV</b>	Human Immunodeficiency Virus
<b>HPSA</b>	Health Professional Shortage Area
<b>HRSA</b>	Health Resources and Services Administration
<b>HSCRC</b>	Health Services Cost Review Commission
<b>IDEHA</b>	Infectious Disease and Environmental Health Administration
<b>IMU</b>	Index of Medical Underservice Score
<b>LCSW</b>	Licensed Clinical Social Worker
<b>LHD</b>	Local Health Department
<b>LHIC</b>	Local Health Improvement Coalition
<b>LOFRT</b>	Local Overdose Fatality Review Teams
<b>LPC</b>	Licensed professional counselors

<b>LPN</b>	Licensed Practical Nurse
<b>MA</b>	Metropolitan Area
<b>MASBHC</b>	Maryland Assembly on School-Based Health Care
<b>MD</b>	Doctor of Medicine
<b>MDC-LARP</b>	Maryland Dent-Care Loan Assistance Repayment Program
<b>MDE</b>	Maryland Department of the Environment
<b>MDP</b>	Maryland Department of Planning
<b>MDPCP</b>	Maryland Primary Care Program
<b>MDH</b>	Maryland Department of Health
<b>MHEC</b>	Maryland Higher Education Commission
<b>MHSO</b>	Maryland Highway Safety Office
<b>MLARP</b>	Maryland Loan Assistance Repayment Program
<b>MSDE</b>	Maryland State Department of Education
<b>MSP</b>	Maryland State Police
<b>MUA</b>	Medically Underserved Area
<b>MUP</b>	Medically Underserved Population
<b>NF</b>	Nurse Faculty
<b>NHSC</b>	National Health Service Corps
<b>Nurse Corps LRP</b>	Nurse Corps Loan Repayment Program
<b>NP</b>	Nurse Practitioner
<b>OFR</b>	Overdose Fatality Review
<b>OMB</b>	Office of Management and Budget - Federal
<b>OMPP</b>	Opioid Misuse Prevention Program
<b>OPCA</b>	Office of Primary Care Access
<b>OPHI</b>	Office of Population Health Improvement
<b>ORHP</b>	Office of Rural Health Policy - Federal
<b>PA</b>	Physician Assistant
<b>PCO</b>	Primary Care Office
<b>PHPA</b>	Prevention and Health Promotion Administration
<b>PHS</b>	Public Health Services
<b>PQI</b>	Prevention Quality Indicator
<b>RC LRP</b>	Rural Community Loan Repayment Program
<b>RHC</b>	Rural Health Center
<b>RDH</b>	Registered Dental Hygienist
<b>RN</b>	Registered Nurse
<b>RSA</b>	Rational Service Area
<b>S2S LRP</b>	Students to Service Loan Repayment Program
<b>SABG</b>	Substance Abuse Prevention and Treatment Block Grant
<b>SAMHSA</b>	Substance Abuse and Mental Health Services Administration
<b>SBHC</b>	School Based Health Center
<b>SHA</b>	State Highway Administration
<b>SHIP</b>	State Health Improvement Process
<b>SIDS</b>	Sudden Infant Death Syndrome

<b>SLRP</b>	State Loan Repayment Program
<b>SORH</b>	State Office of Rural Health
<b>SUD</b>	Substance Use Disorder
<b>SUD LRP</b>	Substance Use Disorder Workforce Loan Repayment Program
<b>SUID</b>	Sudden Unexpected Infant Death
<b>TCOC</b>	Total Cost of Care
<b>VSA</b>	Vital Statistics Administration
<b>UCR</b>	Uniform Crime Reporting
<b>YRBS</b>	Youth Risk Behavior Survey



REFERENCES *(In Alphabetical Order)*

**American Community Survey**

<https://www.census.gov/programs-surveys/acs/>

**Appalachian Regional Commission**

<http://www.arc.gov/j1visawaiver>

**Global Programs and Initiatives' Exchange Visitor Program**

<http://www.globalhealth.gov/global-programs-and-initiatives/exchange-visitor-program/>

**Health Resources and Services Administration**

[www.hrsa.gov](http://www.hrsa.gov)

**HRSA, Data Warehouse**

<http://datawarehouse.hrsa.gov>

**Maryland State Archives for Health Care**

<http://msa.maryland.gov/msa/mdmanual/01glance/html/hospital.html>

**Maryland Assembly on School-Based Health Care**

<http://masbhc.org/>

**Maryland Board of Physicians**

<http://www.mbp.state.md.us/>

**Maryland Vital Statistics Administration**

<https://health.maryland.gov/vsa/Pages/home.aspx>

**National Health Service Corps**

<https://nhsc.hrsa.gov/>

**Nurse Corps Loan Repayment Program**

<http://www.hrsa.gov/loanscholarships/repayment/nursing/>

**Primary Care Office, Office of Primary Care Access, Prevention and Health Promotion Administration, Maryland Department of Health and Mental Hygiene**

<http://phpa.dhmh.maryland.gov/OPCA/Pages/Home.aspx>

**State Health Improvement Process (SHIP),**

<https://pophealth.health.maryland.gov/Pages/home.aspx>

**United States Census Bureau**

[www.census.gov](http://www.census.gov)