

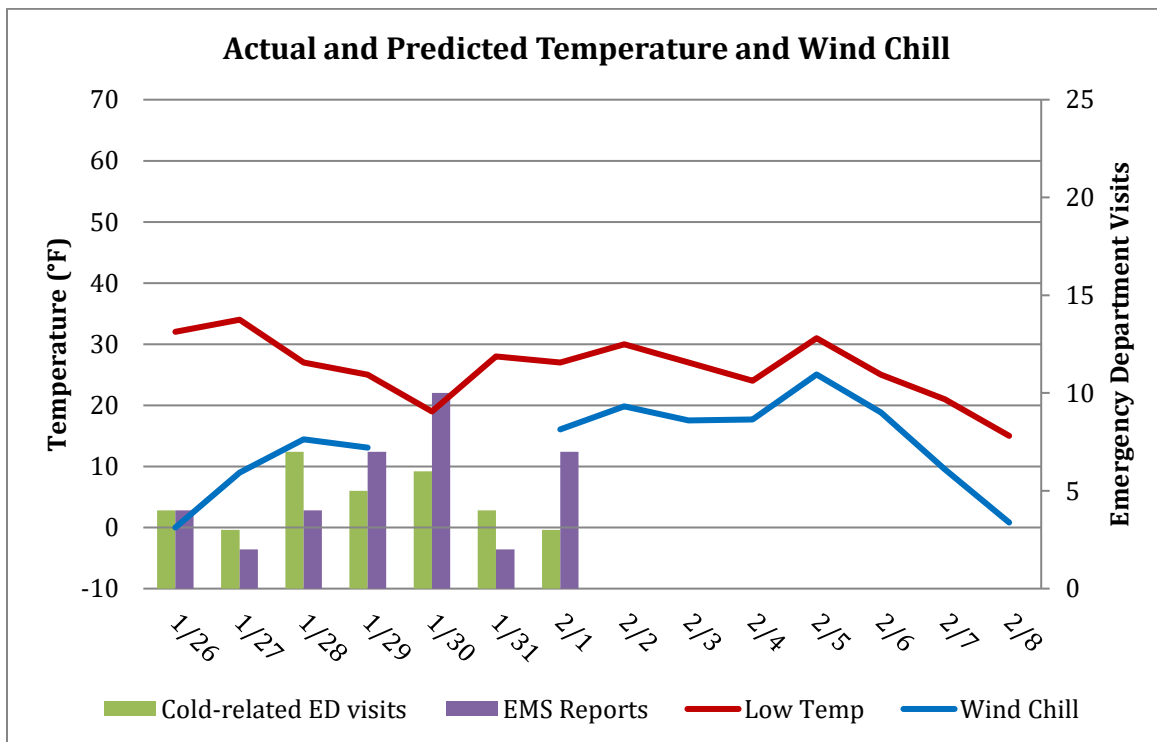


Weekly Cold-related Illness Surveillance Report

February 3, 2021

Reporting for January 26, 2021 to February 1, 2021

National Weather Service Forecast: No current advisories.
Wind Chill Advisories Declared During the Previous Week: 0
Total Wind Chill Advisories Declared This Winter: 2

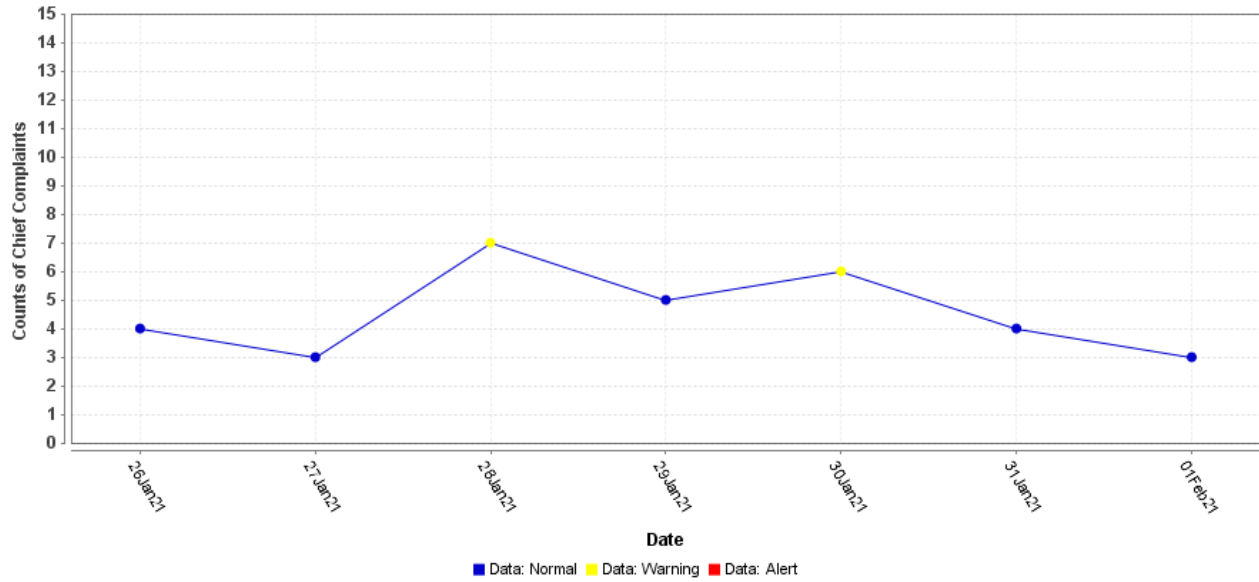


Wind Chill is only calculated for temperatures at or below 50°F and wind speeds at or above 3 mph

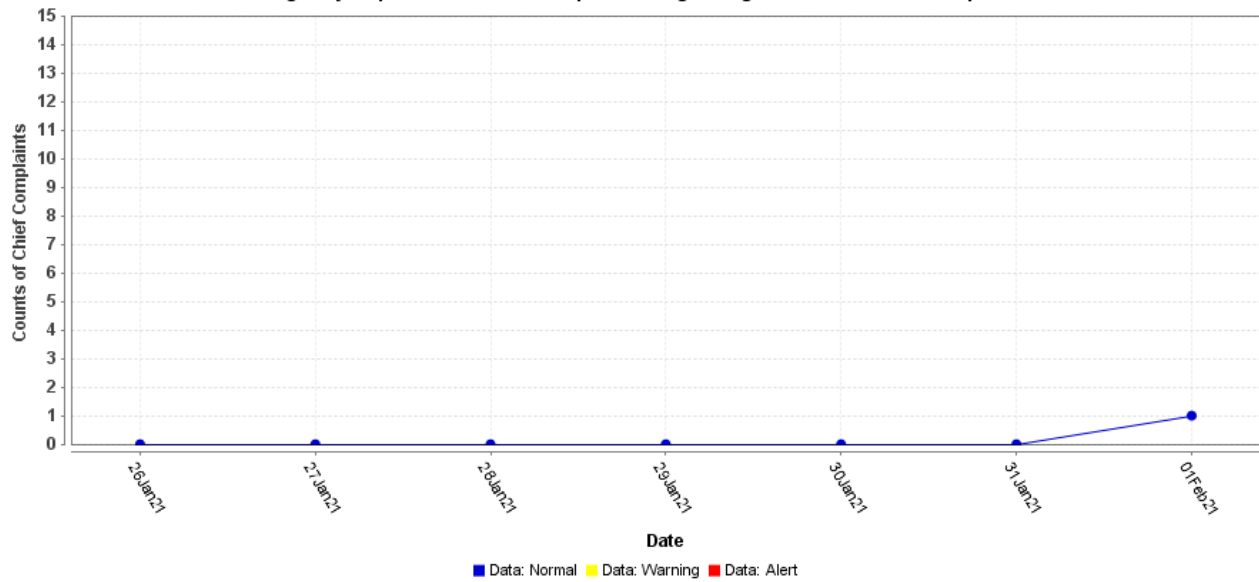
Note on Emergency Department Data: The results from the query used in ESSENCE, an electronic biosurveillance system, to track cold-related illnesses may be an overestimation of the actual burden of illness related to the cold weather. This overestimation is due to the nature of the query, which includes the term hypothermia and frostbite. As of November 2019, visit data from 23 urgent care centers are now included in ESSENCE emergency department visit data.

Note on EMS Data: These data are based on EMS pre-hospital care reports where the EMS provider has selected hypothermia as a primary or secondary impression of a patient's illness. This impression is solely based on the signs and symptoms seen by the provider, not on any diagnostic tests. Since these numbers do not include all primary or secondary impressions that may be seen with cold exposure, the actual numbers may be low. These data are reported for trending purposes only.

Emergency Department Chief Complaints Regarding Cold-related Illness



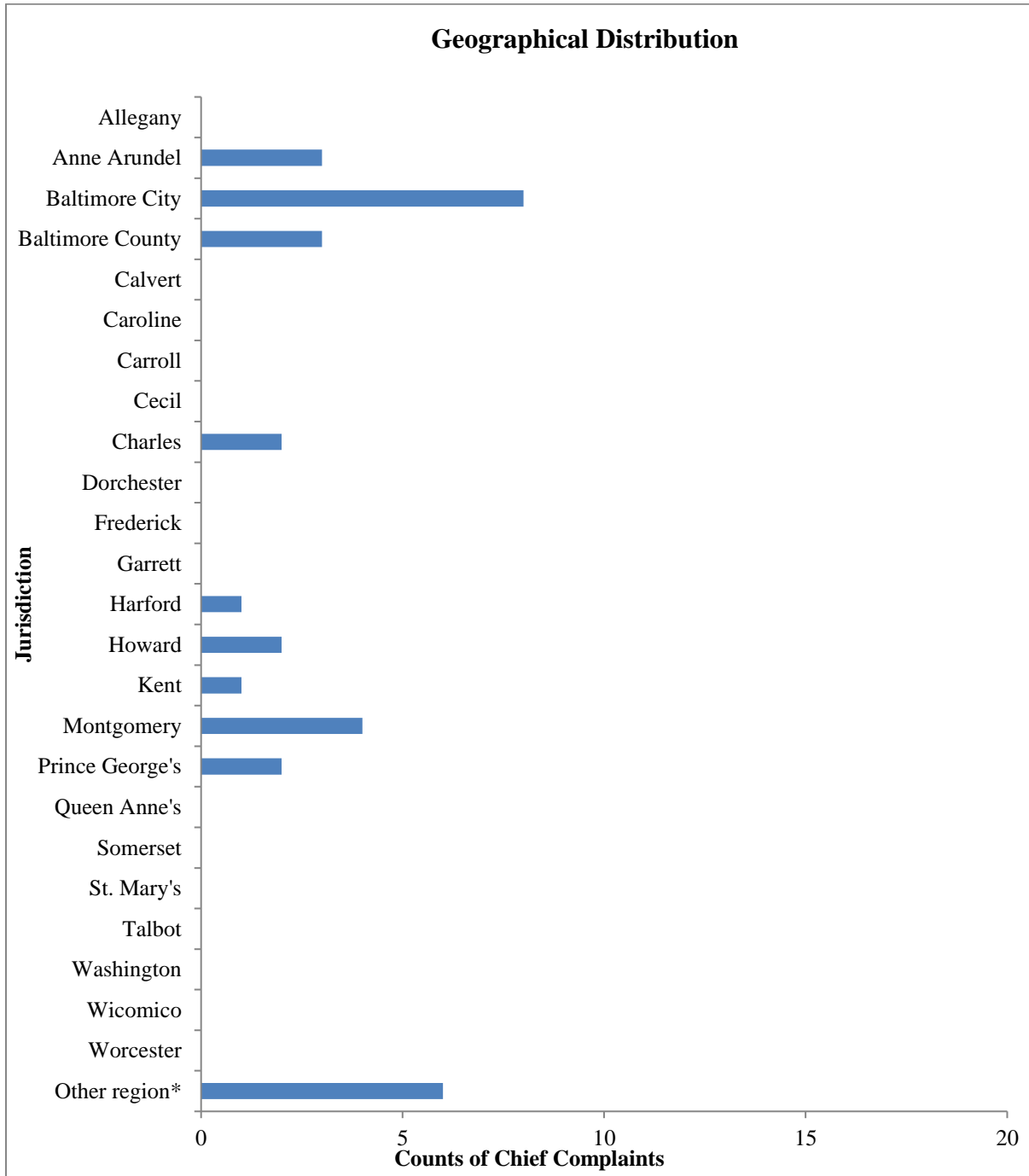
Emergency Department Chief Complaints Regarding Carbon Monoxide Exposure



| Date | Number of Chief Complaints Regarding Cold-related Illness | Number of Chief Complaints Regarding Carbon Monoxide Exposure |
|------------|---|---|
| January 26 | 4 | 0 |
| January 27 | 3 | 0 |
| January 28 | 7 | 0 |
| January 29 | 5 | 0 |
| January 30 | 6 | 0 |
| January 31 | 4 | 0 |
| February 1 | 3 | 1 |

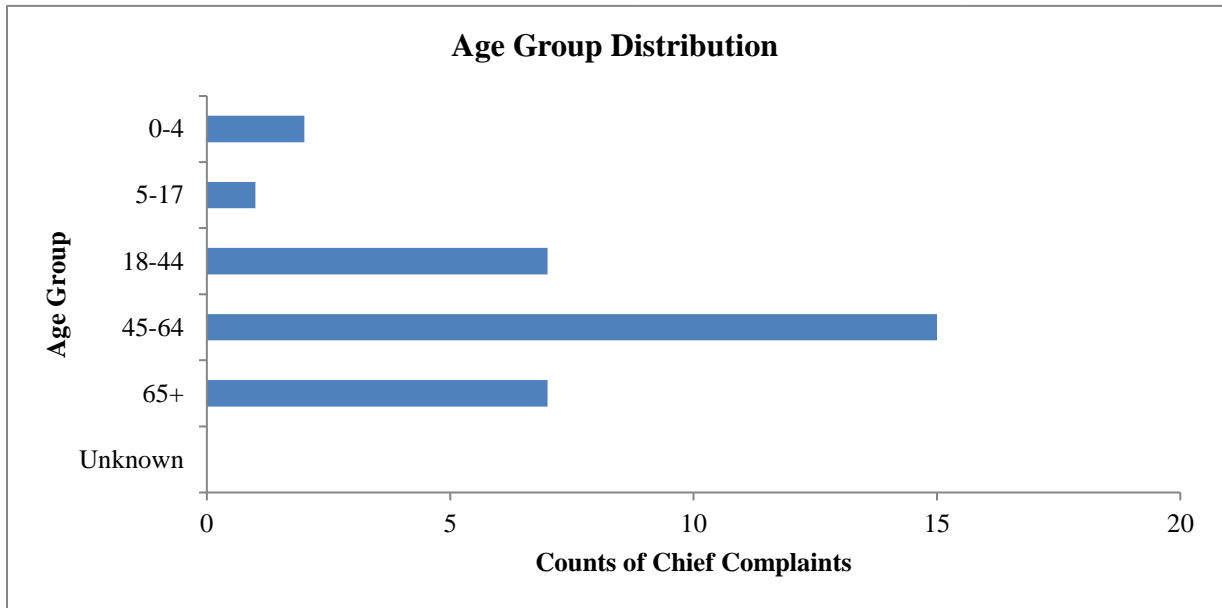
*Note: ESSENCE chief complaint query for cold-related illness contains the following terms: frostbite, frostnip, hypothermia, chilblain, and trench foot

Geographical Distribution of Emergency Department Chief Complaints Regarding Cold-related Illnesses for January 26, 2021 to February 1, 2021



**Geographical distribution of emergency department chief complaints is based on patients' jurisdictions of residence. The "Other Region" category includes patient records without a ZIP code and patients who reside outside of Maryland.*

Age Group Distribution of Emergency Department Chief Complaints Regarding Cold-related Illnesses for January 26, 2021 to February 1, 2021



Report continued on next page...

| Total Number of Cold-related Deaths | Jurisdiction* | Age Group | Gender |
|-------------------------------------|--------------------|-------------------|--------|
| 25 | Baltimore City | N/A | Male |
| | Baltimore City | 18 – 44 Years Old | Male |
| | Howard | 18 – 44 Years Old | Male |
| | Prince George’s | 18 – 44 Years Old | Female |
| | Prince George’s | 18 – 44 Years Old | Male |
| | Baltimore City** | 45 – 64 Years Old | Male |
| | Baltimore City | 45 – 64 Years Old | Male |
| | Baltimore City | 45 – 64 Years Old | Male |
| | Baltimore City | 45 – 64 Years Old | Male |
| | Baltimore City | 45 – 64 Years Old | Female |
| | Baltimore City | 45 – 64 Years Old | Male |
| | Baltimore City | 45 – 64 Years Old | Male |
| | Baltimore County** | 45 – 64 Years Old | Male |
| | Baltimore County | 45 – 64 Years Old | Male |
| | Frederick | 45 – 64 Years Old | Male |
| | Montgomery | 45 – 64 Years Old | Male |
| | Prince Georges | 45 – 64 Years Old | Male |
| | Baltimore City | 65+ Years Old | Male |
| | Baltimore City | 65+ Years Old | Female |
| | Baltimore County | 65+ Years Old | Female |
| | Calvert | 65+ Years Old | Female |
| | Cecil | 65+ Years Old | Female |
| | Montgomery** | 65+ Years Old | Male |
| | Prince Georges | 65+ Years Old | Male |
| | Washington | 65+ Years Old | Male |

**Refers to the jurisdiction where the death occurred. **Refers to a newly listed death ^Refers to updated information from OCME*

There were three cold-related deaths reported this week. One person was suspected or presumed homeless.

There have been 25 cold-related deaths during this reporting period. Sixteen of these individuals were suspected or presumed homeless.

Wind Chill Advisory/Warning Criteria: The National Weather Service issues a Wind Chill Advisory for projected wind chill factors of -5°F to -25°F, and a Wind Chill Warning when the projected wind chill is for -25° or less.

Suspected Homeless Death Data: Office of the Chief Medical Examiner (OCME) Field Investigators use the U.S. Department of Health and Human Services (HHS) homeless definition to determine suspected homeless deaths. Homeless deaths are listed as suspected due to the limited information available to the Field Investigators at the time of investigation, which may result in some misclassifications.

For more information about extreme cold and emergency preparedness, follow the Office of Preparedness and Response on Twitter and Facebook.

For media inquiries, please contact the Office of Communications: 410-767-6490

Prepared by:

Office of Preparedness and Response
Maryland Department of Health
7462 Candlewood Rd
Hanover, MD 21076

<http://preparedness.health.maryland.gov>

Peter Fotang, MD, MPH
Epidemiologist, Biosurveillance Program
Office: 443-628-6555
Email: Peter.Fotang@maryland.gov

Nacole S. Smith, MPH
Health Planner IV/Special Projects
Office: 443-628-6546
Email: Nacoles.Smith@maryland.gov

Kristin A. Dietz, MS
Chief, Local Health and Health Planning
Office: 443-628-6587
Email: Kristin.Dietz@maryland.gov

David McCallister
Public Information Officer
Office: 443-628-6567
Email: David.McCallister@maryland.gov