

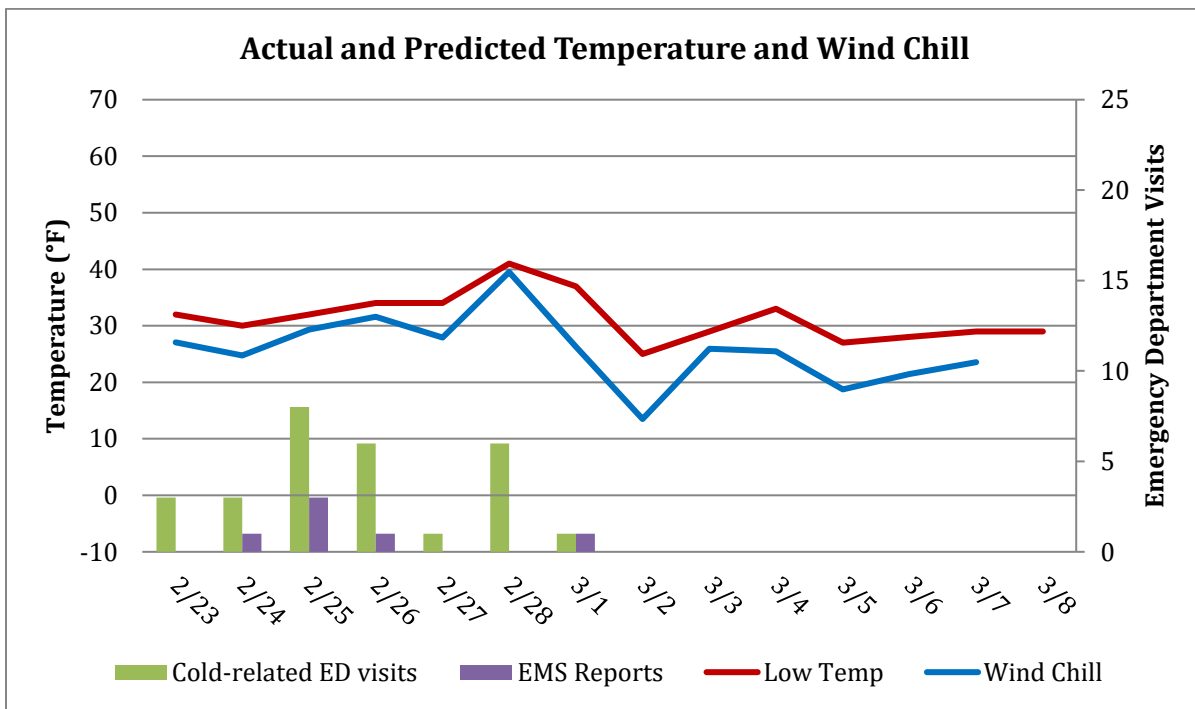


# Weekly Cold-related Illness Surveillance Report

March 3, 2021

Reporting for February 23, 2021 to March 1, 2021

**National Weather Service Forecast:** No current advisories.  
**Wind Chill Advisories Declared During the Previous Week:** 0  
**Total Wind Chill Advisories Declared This Winter:** 2

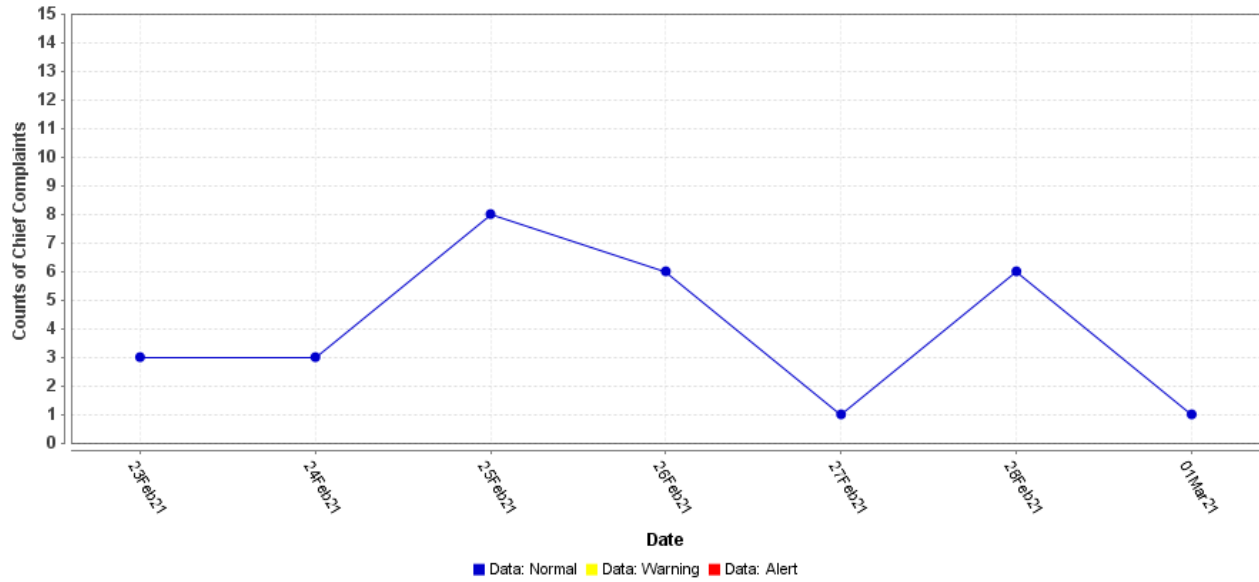


*Wind Chill is only calculated for temperatures at or below 50°F and wind speeds at or above 3 mph*

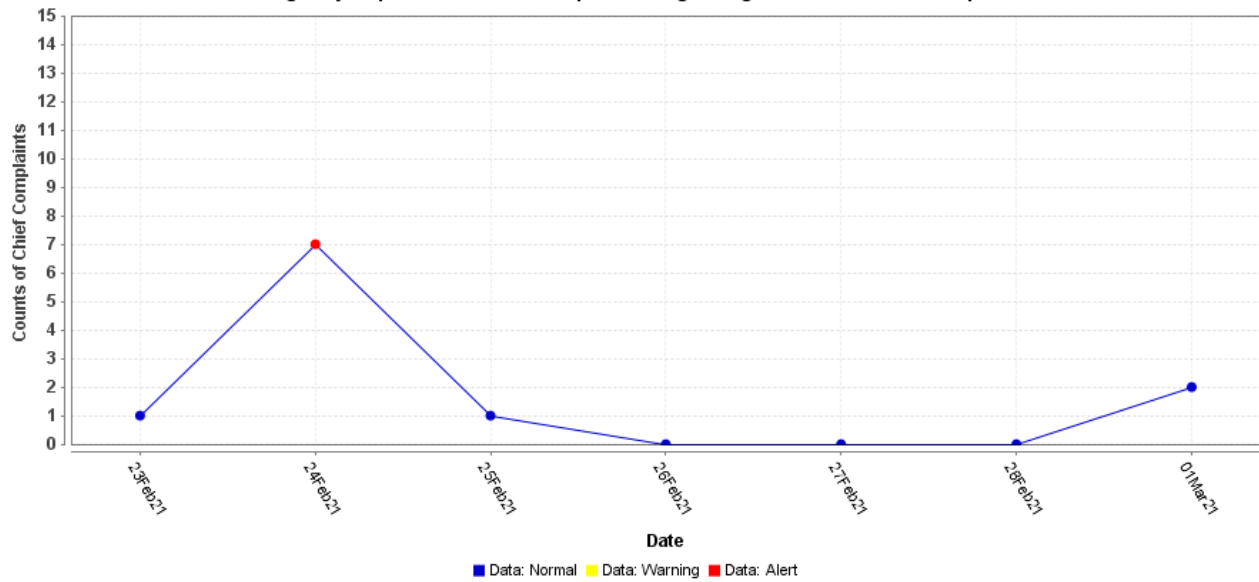
**Note on Emergency Department Data:** The results from the query used in ESSENCE, an electronic biosurveillance system, to track cold-related illnesses may be an overestimation of the actual burden of illness related to the cold weather. This overestimation is due to the nature of the query, which includes the term hypothermia and frostbite. As of November 2019, visit data from 23 urgent care centers are now included in ESSENCE emergency department visit data.

**Note on EMS Data:** These data are based on EMS pre-hospital care reports where the EMS provider has selected hypothermia as a primary or secondary impression of a patient’s illness. This impression is solely based on the signs and symptoms seen by the provider, not on any diagnostic tests. Since these numbers do not include all primary or secondary impressions that may be seen with cold exposure, the actual numbers may be low. These data are reported for trending purposes only.

**Emergency Department Chief Complaints Regarding Cold-related Illness**



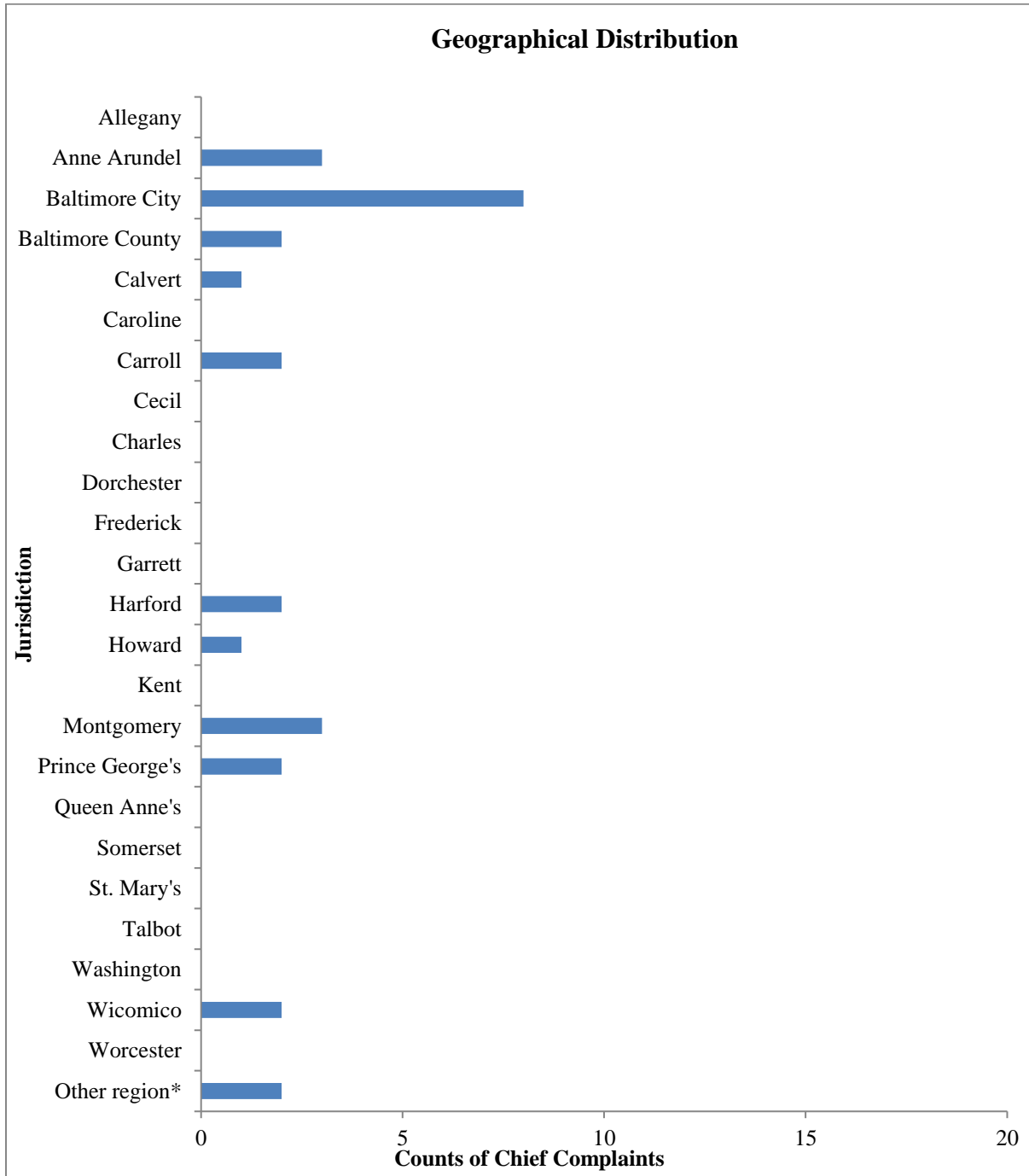
**Emergency Department Chief Complaints Regarding Carbon Monoxide Exposure**



Date	Number of Chief Complaints Regarding Cold-related Illness	Number of Chief Complaints Regarding Carbon Monoxide Exposure
February 23	3	1
February 24	3	7
February 25	8	1
February 26	6	0
February 27	1	0
February 28	6	0
March 01	1	2

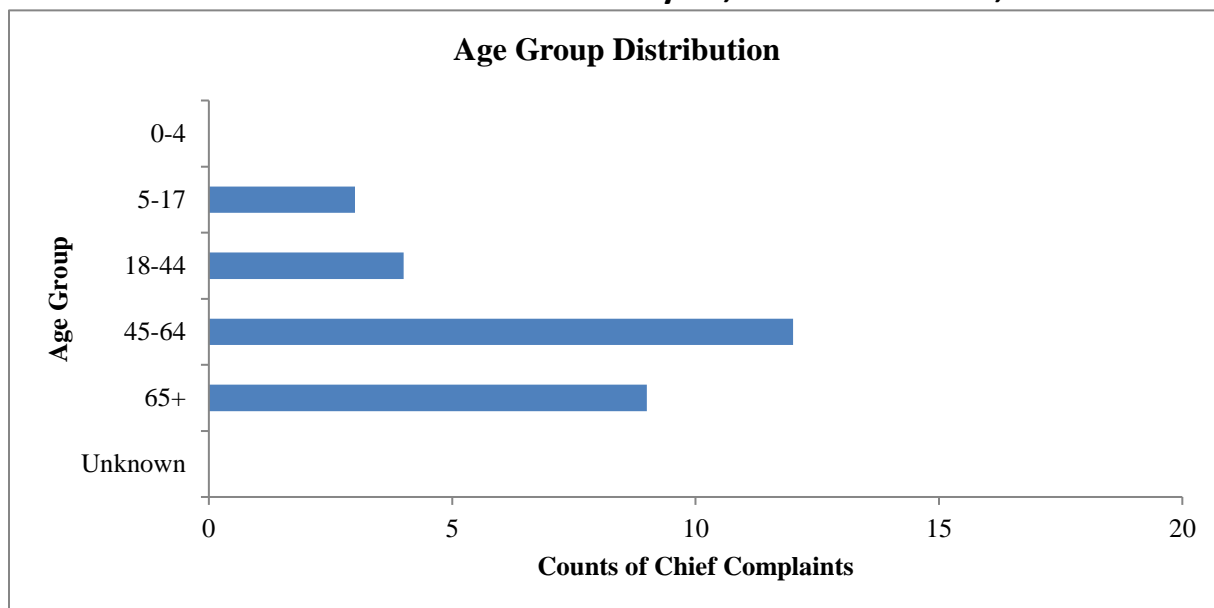
\*Note: ESSENCE chief complaint query for cold-related illness contains the following terms: frostbite, frostnip, hypothermia, chilblain, and trench foot

## Geographical Distribution of Emergency Department Chief Complaints Regarding Cold-related Illnesses for February 23, 2021 to March 1, 2021



*\*Geographical distribution of emergency department chief complaints is based on patients' jurisdictions of residence. The "Other Region" category includes patient records without a ZIP code and patients who reside outside of Maryland.*

### Age Group Distribution of Emergency Department Chief Complaints Regarding Cold-related Illnesses for February 23, 2021 to March 1, 2021



*Report continued on next page...*

Total Number of Cold-related Deaths	Jurisdiction*	Age Group	Gender
37	Baltimore City	N/A	Male
	Anne Arundel	18 – 44 Years Old	Male
	Baltimore City	18 – 44 Years Old	Male
	Baltimore City	18 – 44 Years Old	Male
	Calvert	18 – 44 Years Old	Female
	Howard	18 – 44 Years Old	Male
	Prince George's	18 – 44 Years Old	Female
	Prince George's	18 – 44 Years Old	Male
	Anne Arundel	45 – 64 Years Old	Male
	Baltimore City	45 – 64 Years Old	Male
	Baltimore City	45 – 64 Years Old	Male
	Baltimore City	45 – 64 Years Old	Male
	Baltimore City	45 – 64 Years Old	Male
	Baltimore City	45 – 64 Years Old	Female
	Baltimore City	45 – 64 Years Old	Male
	Baltimore City	45 – 64 Years Old	Male
	Baltimore County	45 – 64 Years Old	Male
	Baltimore County	45 – 64 Years Old	Male
	Frederick	45 – 64 Years Old	Male
	Howard	45 – 64 Years Old	Male
	Montgomery	45 – 64 Years Old	Male
	Montgomery	45 – 64 Years Old	Male
	Prince George's	45 – 64 Years Old	Male
	Prince George's**	45 – 64 Years Old	Male
	Queen Anne's**	45 – 64 Years Old	Male
	Baltimore City	65+ Years Old	Male
	Baltimore City	65+ Years Old	Female
	Baltimore County	65+ Years Old	Male
	Baltimore County	65+ Years Old	Female
	Calvert	65+ Years Old	Female
	Cecil	65+ Years Old	Female
	Cecil	65+ Years Old	Male
	Frederick	65+ Years Old	Male
	Montgomery	65+ Years Old	Male
	Prince George's	65+ Years Old	Male
	Washington	65+ Years Old	Male
	Prince George's**	65+ Years Old	Female

\*Refers to the jurisdiction where the death occurred. \*\*Refers to a newly listed death ^Refers to updated information from OCME

There were three cold-related deaths reported this week. One person was suspected or presumed homeless.

There have been 34 cold-related deaths during this reporting period. Nineteen of these individuals were suspected or presumed homeless.

**Wind Chill Advisory/Warning Criteria:** The National Weather Service issues a Wind Chill Advisory for projected wind chill factors of -5°F to -25°F, and a Wind Chill Warning when the projected wind chill is for -25° or less.

**Suspected Homeless Death Data:** Office of the Chief Medical Examiner (OCME) Field Investigators use the U.S. Department of Health and Human Services (HHS) homeless definition to determine suspected homeless deaths. Homeless deaths are listed as suspected due to the limited information available to the Field Investigators at the time of investigation, which may result in some misclassifications.

For more information about extreme cold and emergency preparedness, follow the Office of Preparedness and Response on Twitter and Facebook.

For media inquiries, please contact the Office of Communications: 410-767-6490

**Prepared by:**

Office of Preparedness and Response  
Maryland Department of Health  
7462 Candlewood Rd  
Hanover, MD 21076

<http://preparedness.health.maryland.gov>

Peter Fotang, MD, MPH  
Epidemiologist, Biosurveillance Program  
Office: 443-628-6555  
Email: [Peter.Fotang@maryland.gov](mailto:Peter.Fotang@maryland.gov)

Lindsey Hall, MPH  
Epidemiologist, CDC Foundation COVID-19  
Office: 443-628-6550  
Email: [Lindsey.Hall@maryland.gov](mailto:Lindsey.Hall@maryland.gov)

Kristin A. Dietz, MS  
Chief, Local Health and Health Planning  
Office: 443-628-6587  
Email: [Kristin.Dietz@maryland.gov](mailto:Kristin.Dietz@maryland.gov)

David McCallister  
Public Information Officer  
Office: 443-628-6567  
Email: [David.McCallister@maryland.gov](mailto:David.McCallister@maryland.gov)