



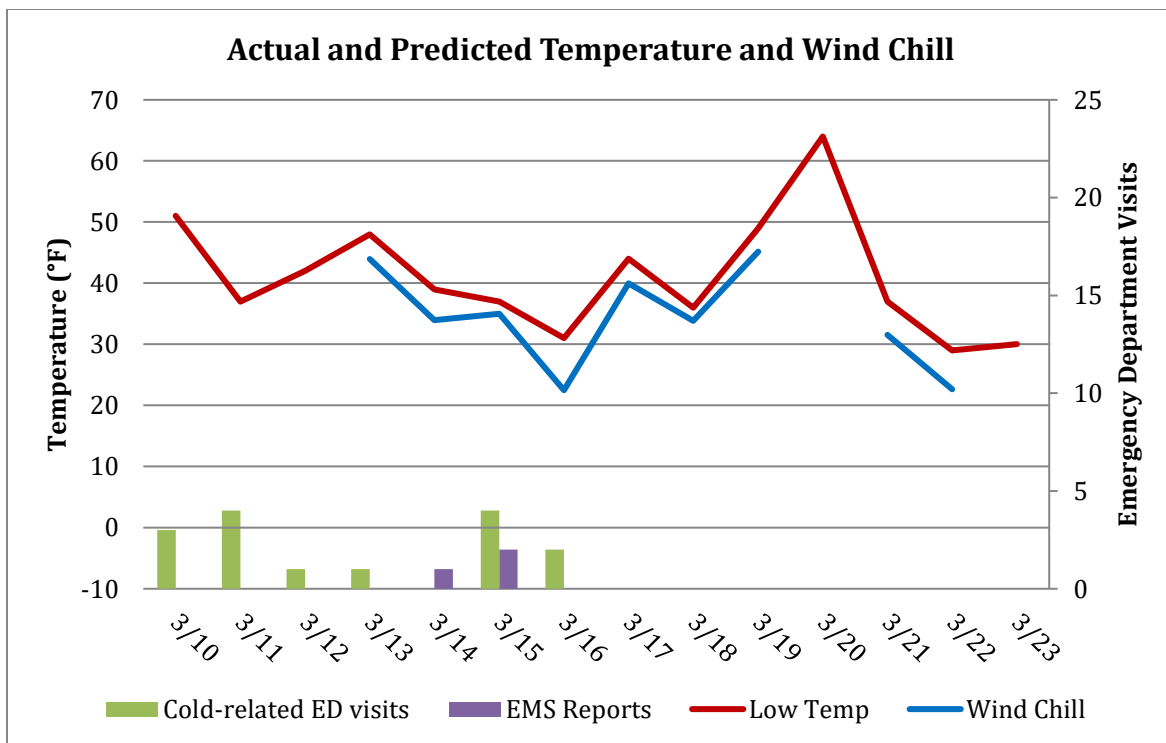
Weekly Cold-related Illness Surveillance Report

March 18, 2020

Reporting for March 10, 2020 to March 16, 2020

Due to response activities for COVID-19 this will be the final report for the season.

National Weather Service Forecast: No current advisories.
Wind Chill Advisories Declared During the Previous Week: 0
Total Wind Chill Advisories Declared This Winter: 0

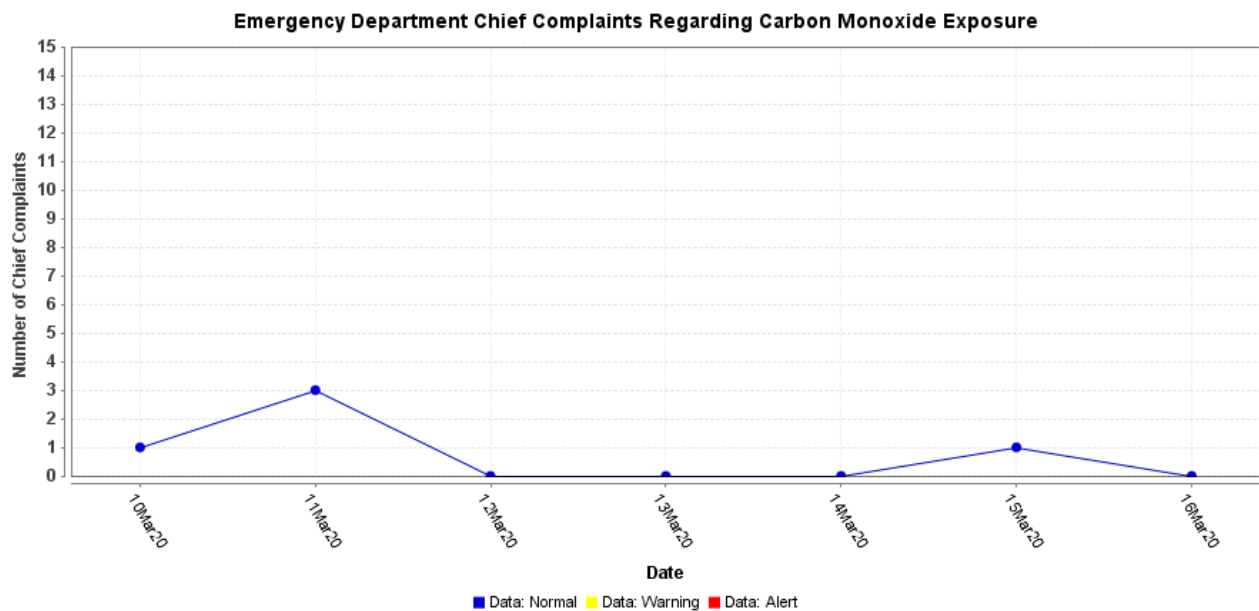
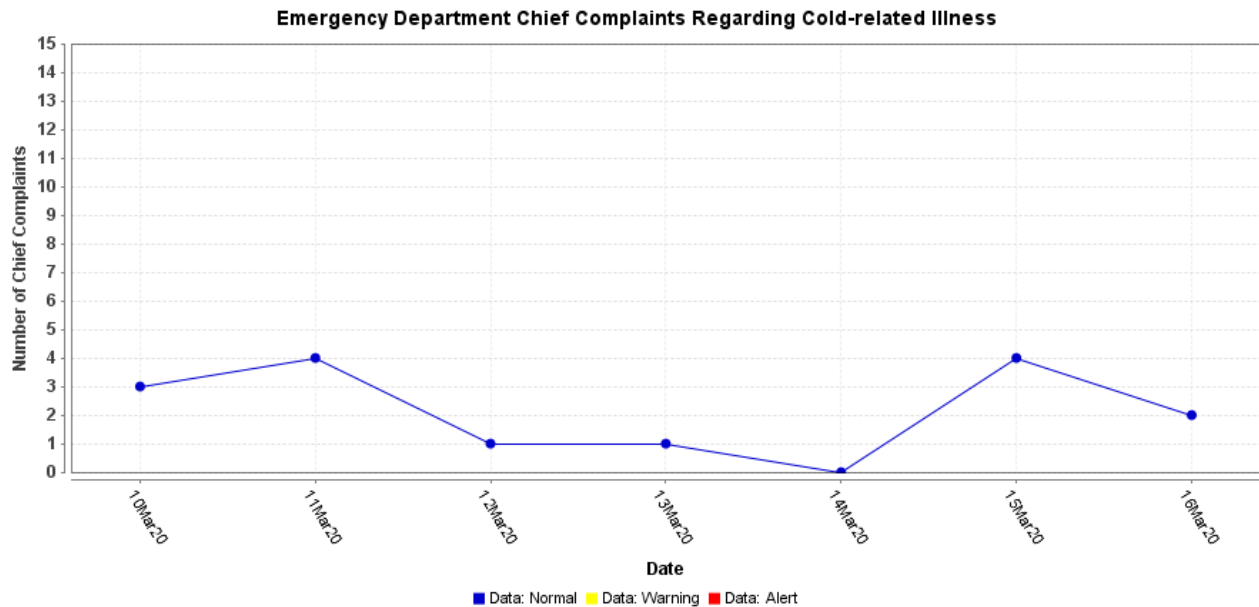


Wind Chill is only calculated for temperatures below 50°F and wind speeds above 3 mph

Note on Emergency Department Data: The results from the query used in ESSENCE, an electronic biosurveillance system, to track cold-related illnesses may be an overestimation of the actual burden of illness related to the cold weather. This overestimation is due to the nature of the query, which includes the term hypothermia and frostbite. As of November 2019, visit data from 23 urgent care centers are now included in ESSENCE emergency department visit data.

Note on EMS Data: These data are based on EMS pre-hospital care reports where the EMS provider has selected hypothermia as a primary or secondary impression of a patient's illness. This impression is solely based on the signs and symptoms seen by the

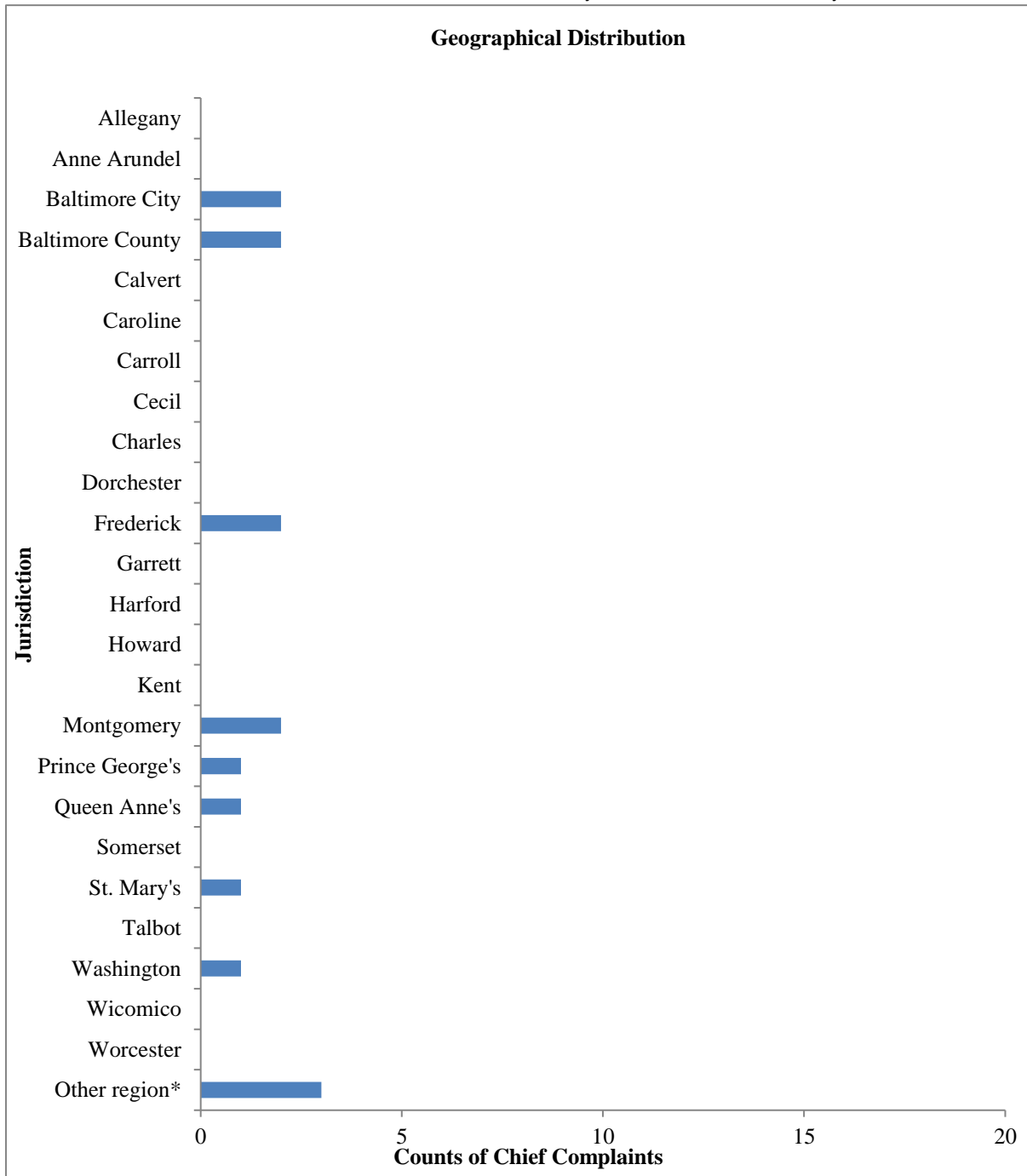
provider, not on any diagnostic tests. Since these numbers do not include all primary or secondary impressions that may be seen with cold exposure, the actual numbers may be low. These data are reported for trending purposes only.



Date	Number of Chief Complaints Regarding Cold-related Illness	Number of Chief Complaints Regarding Carbon Monoxide Exposure
March 10	3	1
March 11	4	3
March 12	1	0
March 13	1	0
March 14	0	0
March 15	4	1
March 16	2	0

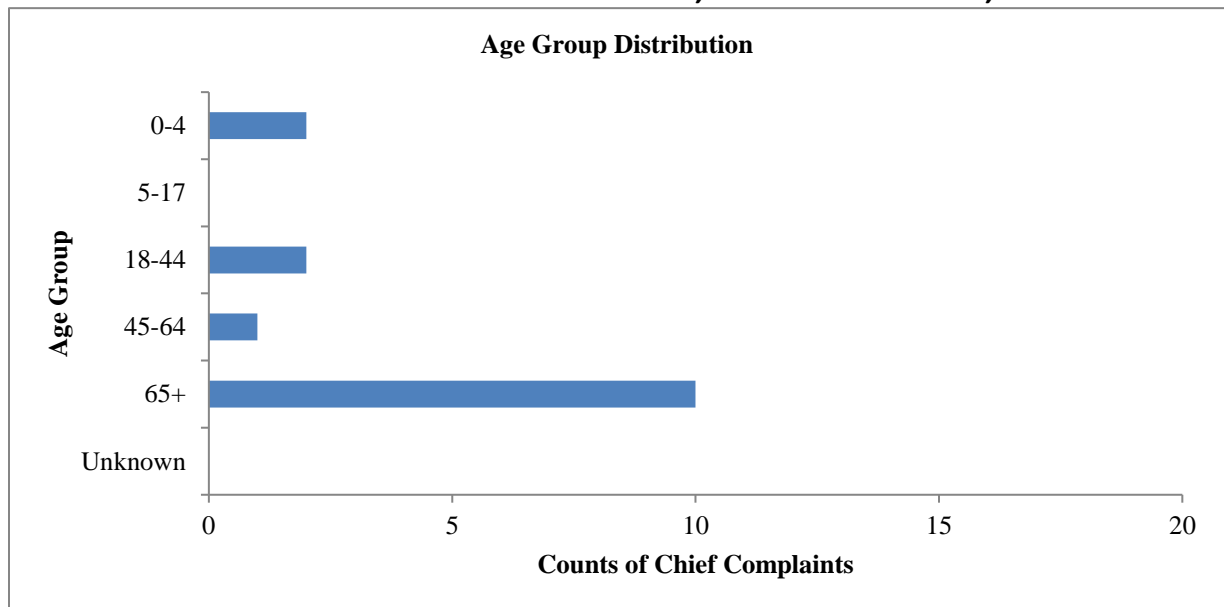
*Note: ESSENCE chief complaint query for cold-related illness contains the following terms: frostbite, frostnip, hypothermia, chilblain, and trench foot.

Geographical Distribution of Emergency Department Chief Complaints Regarding Cold-related Illnesses for March 10, 2020 to March 16, 2020



**Geographical distribution of emergency department chief complaints is based on patients' jurisdictions of residence. The "Other Region" category includes patient records without a ZIP code and patients who reside outside of Maryland.*

Age Group Distribution of Emergency Department Chief Complaints Regarding Cold-related Illnesses for March 10, 2020 to March 16, 2020



Report continued on next page...

Total Number of Cold-related Deaths	Jurisdiction*	Age Group	Gender
43	Howard	18 – 44 Years Old	Male
	Frederick	18 – 44 Years Old	Male
	Baltimore County	18 – 44 Years Old	Male
	Allegany	18 – 44 Years Old	Female
	Out of State	18 – 44 Years Old	Male
	Baltimore City	45 – 64 Years Old	Male
	Carroll	45 – 64 Years Old	Male
	Out of State	45 – 64 Years Old	Male
	Somerset	45 – 64 Years Old	Male
	Baltimore County	45 – 64 Years Old	Male
	Prince George’s	45 – 64 Years Old	Male
	Baltimore City	45 – 64 Years Old	Male
	Baltimore City	45 – 64 Years Old	Male
	Prince George’s	45 – 64 Years Old	Male
	Prince George’s	45 – 64 Years Old	Male
	Washington	45 – 64 Years Old	Male
	Baltimore City	45 – 64 Years Old	Male
	Cecil	45 – 64 Years Old	Male
	Wicomico	45 – 64 Years Old	Female
	Baltimore City	45 – 64 Years Old	Male
	Anne Arundel	45 – 64 Years Old	Female
	Prince George’s	45 – 64 Years Old	Male
	Prince George’s	45 – 64 Years Old	Male
	Baltimore City	45 – 64 Years Old	Male
	Baltimore County	45 – 64 Years Old	Male
	Prince George’s	45 – 64 Years Old	Male
	Washington	45 – 64 Years Old	Male
	Baltimore County	65+ Years Old	Male
	Anne Arundel	65+ Years Old	Male
	Allegany	65+ Years Old	Male
	Howard	65+ Years Old	Female
	Queen Anne’s	65+ Years Old	Male
	Charles	65+ Years Old	Male
	Montgomery	65+ Years Old	Male
	Baltimore County	65+ Years Old	Male
	Baltimore City	65+ Years Old	Male
	Allegany	65+ Years Old	Female
	Harford	65+ Years Old	Male
	Baltimore County	65+ Years Old	Female
	Garrett	65+ Years Old	Male
	Montgomery	65+ Years Old	Male
	Baltimore County	65+ Years Old	Male

	Baltimore City**	65+ Years Old	Male
--	------------------	---------------	------

**Refers to the jurisdiction where the death occurred. **Refers to a newly listed death ^Refers to updated information from OCME*

There was one cold-related deaths reported this week. This individual was suspected or presumed homeless.

There have been 43 cold-related deaths during this reporting period. 14 individuals were suspected or presumed homeless.

Wind Chill Advisory/Warning Criteria: The National Weather Service issues a Wind Chill Advisory for projected wind chill factors of -5°F to -25°F, and a Wind Chill Warning when the projected wind chill is for -25° or less.

Suspected Homeless Death Data: Office of the Chief Medical Examiner (OCME) Field Investigators use the U.S. Department of Health and Human Services (HHS) homeless definition to determine suspected homeless deaths. Homeless deaths are listed as suspected due to the limited information available to the Field Investigators at the time of investigation, which may result in some misclassifications.

For more information about extreme cold and emergency preparedness, follow the Office of Preparedness and Response on Twitter and Facebook.

For media inquiries, please contact the Office of Communications: 410-767-6490

Prepared by:

Office of Preparedness and Response
Maryland Department of Health
300 W. Preston Street, Suite 202
Baltimore, MD 21201

<http://preparedness.health.maryland.gov>

Peter Fotang, MD, MPH
Epidemiologist, Biosurveillance Program
Office: 410-767- 8438
Email: Peter.Fotang@maryland.gov

Jennifer Stanley, MPH
Epidemiologist, Biosurveillance Program
Office: 410-767-2074
Email: Jennifer.Stanley@maryland.gov

Joanne Bates Crimmins, MPA, MPH
Special Projects Coordinator
Office: 410-767-6201
Email: Joanne.Crimmins@maryland.gov