

Community Health Resources Commission

April 10, 2017

Mark Luckner
Executive Director, Maryland Community
Health Resources Commission

mark.luckner@maryland.gov
410.260.6290

BACKGROUND ON THE CHRC

- **The Community Health Resources Commission (CHRC) was created by the Maryland General Assembly in 2005 to expand access for low-income Marylanders and underserved communities.**
- **Priorities and areas of focus include:**
 - Increase access to primary and specialty care through grants to community health resources - **not regulatory function**
 - Promote projects that are **innovative, replicable, and sustainable**
 - Build capacity of safety net providers to serve more residents
 - Address social determinants of health and promote health equity

BACKGROUND ON THE CHRC

- **Eleven Commissioners of the CHRC are appointed by the Governor.**
- **Below is a listing of the CHRC Commissioners.**

The Hon. John A. Hurson, CHRC
Chairman, Executive Vice President, Personal Care Products Association

Allan Anderson, M.D. Vice President of Dementia Care Practice, Integrace

Elizabeth Chung, Executive Director, Asian American Center of Frederick

Maritha R. Gay, Senior Director of External Affairs at Kaiser Foundation Health Plan of the Mid-Atlantic States Region

J. Wayne Howard, Former President and CEO, Choptank Community Health System, Inc.

William Jaquis, M.D., Chief, Department of Emergency Medicine, Sinai Hospital

Surina Jordan, PhD, Zima Health, LLC. President and Senior Health Advisor

Barry Ronan, President and CEO, Western Maryland Health System

Carol Ivy Simmons, PhD, President and CEO, Simmons Health Systems Consulting

Julie Wagner, Vice President of Community Affairs, CareFirst BlueCross BlueShield

Anthony C. Wisniewski, Esq., Chairman of the Board and Chief of External and Governmental Affairs, Livanta LLC

IMPACT OF CHRC GRANTS

- **Since 2007, CHRC has awarded 188 grants totaling \$59.9 million. Most grants are for multiple years.**
- **CHRC has supported programs in all 24 jurisdictions which have served 327,000 Marylanders.**
- **The initial grant funding provided by the CHRC has enabled grantees to leverage approximately \$19.5 million in additional federal, private/non-profit, and other resources.**
 - Chase Brexton Health (dental/09-013) received \$400,000 from the Weinberg Foundation.
 - Community Clinic, Inc. (Primary Care/12-008) received \$1.9M, including \$1M from CareFirst BlueCross Blue Shield, \$400,000 from United Health Foundation, and \$230,000 from Kaiser Permanente.

CHRC AND HEALTH CENTERS

- **Health centers are a key safety net provider and are embedded in the very DNA of the CHRC.**
- **This is why they are the first “designated” community health resource in our Call for Proposals and regulations.**
- **The CHRC has awarded 28 grants totaling approximately \$9.3 million to health centers.**
- **These programs have provided services to 46,842 patients in 11 jurisdictions.**

CHRC SUPPORT OF NEW FQHCs

West Cecil Community Health Center

2011 – supported providing integrated behavioral health and somatic services in Cecil County

2014 – supported opening the new FQHC in Harford County

2017 – supported implementing an expanded dental program in Cecil County

Mobile Medical

2008 – supported primary care at an existing behavioral health site

2012 – supported opening a new primary care clinic in Rockville

2014 – supported providing primary care services in Aspen Hill

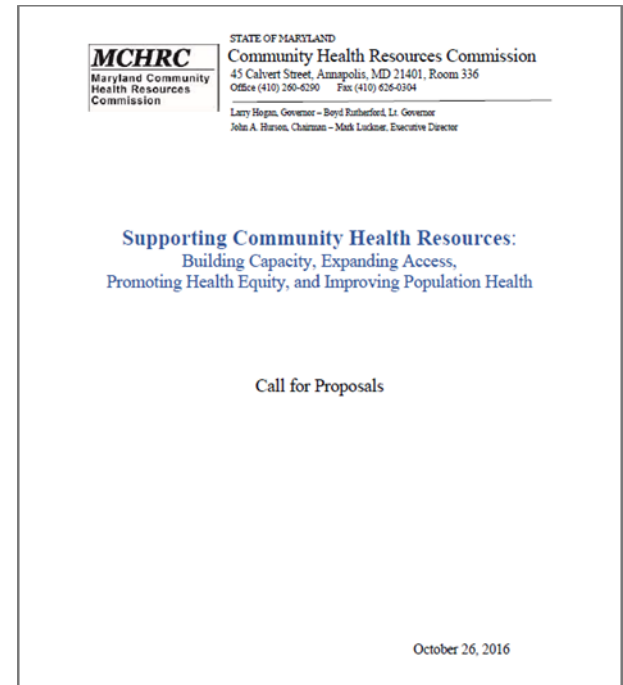
Frederick Community Action Agency

2007 – supported providing primary care services in Frederick County

2014 – supported dental services to children and low income adults in Frederick County

AREAS OF FOCUS FOR FY 2017 RFP

- 1. Expanding access to primary and preventative care services and chronic disease management.**
- 2. Integrating behavioral health service delivery in the community.**
- 3. Promoting efforts to reduce childhood obesity and address food insecurity.**
- 4. Increasing access to dental care services.**
- 5. Promoting access to comprehensive women's health services and reducing infant mortality.**



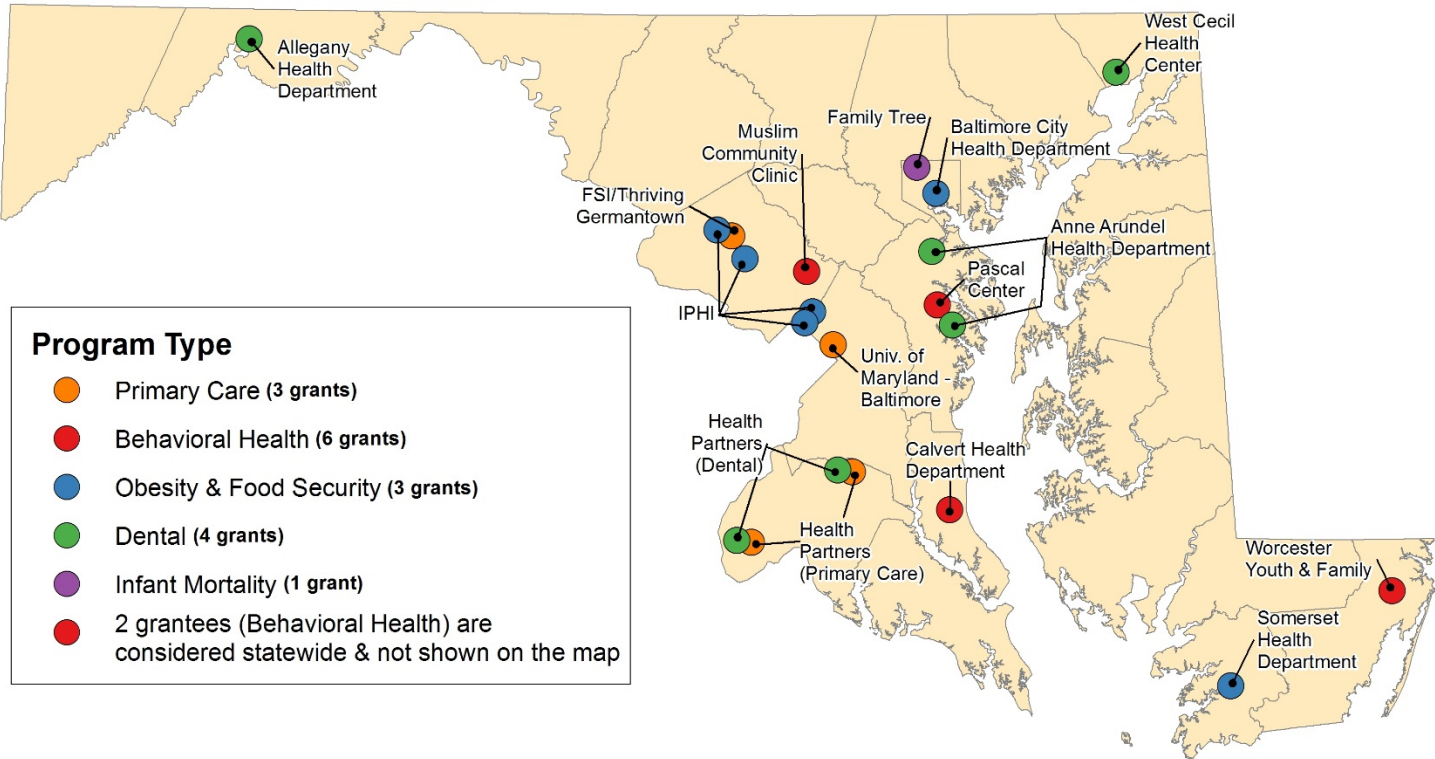
FY 2017 RFP SELECTION CRITERIA

- 1a. **Building capacity.**
- 1b. **Addressing health disparities and promoting health equity.**
- 1c. **Reducing avoidable hospital utilization and promoting community-hospital partnerships.**
2. **Community need.**
3. **Project impact and prospects for success.**
4. **Program monitoring, evaluation, and capacity to collect/report data.**
5. **Sustainability/matching funds.**
6. **Participation of stakeholders and partners.**
7. **Organizational commitment and financial viability.**

FY 2017 CHRC GRANTEEES



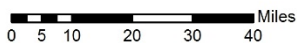
Maryland Community Health Resources Commission Fiscal 2017 Grantees by Program Site



Program Type

- Primary Care (3 grants)
- Behavioral Health (6 grants)
- Obesity & Food Security (3 grants)
- Dental (4 grants)
- Infant Mortality (1 grant)
- 2 grantees (Behavioral Health) are considered statewide & not shown on the map

17 awards
 totaling
 \$4 million



Created: April 2017
 Washington College GIS Program



2017 LEGISLATIVE SESSION

MARYLAND COMMUNITY HEALTH RESOURCES COMMISSION					
Budget line item	FY 2017 (this year)	Budget & BRFA as introduced		Budget & BRFA as amended	
		FY 2018 (next year)	FY 2019	FY 2018 (next year)	FY 2019
Initial Budget (before BRFA)	\$8,087,634	\$8,000,000	\$8,000,000	\$8,000,000	\$8,000,000
Revised Budget (due to CareFirst projections)	\$7,759,443	\$7,811,000	\$8,000,000	\$7,811,000	\$8,000,000
Structural Deficit	\$905,444				
Fund Transfer (BRFA-2017 session)		\$3,750,000	\$4,000,000	\$3,061,000	\$0
Revised Budget	\$6,853,999	\$4,061,000	\$4,000,000	\$4,750,000	\$8,000,000
Health Enterprise Zones	\$520,514	\$0	\$0	\$0	\$0
Administrative Expenses	\$728,098	\$826,353	\$826,353	\$826,353	\$826,353
Prior Grantee Encumbrances					
FY 2015 grants	\$395,000				
FY 2016 grants	\$1,508,751	\$751,249		\$751,249	
Potential new grant funding available	\$3,701,636				
FY 2017	\$3,750,000	\$780,000		\$780,000	
FY 2018		TBD	TBD		TBD
Balance/available funding	\$3,701,636	\$1,703,398	\$3,173,647	\$2,392,398	\$7,173,647

Boxes outlined in **red** represent grantee encumbrances in FYs 2017 and 2018 for grants awarded in FY 2015 and FY 2016.

Boxes outlined in **blue** represent grantee encumbrances for new grant awards being made in today's meeting.

GRANT AWARDS SUMMARY

CHRC RFPs, Total Requested vs. Total Awarded

