


QUEEN ANNE'S COUNTY *Maryland*

Department of Health



Semi-Annual Report

Fiscal Year 2020

July 1, 2019 – December 31, 2019



206 North Commerce Street ♦ Centreville, Maryland 21617

410-758-0720 ♦ Maryland Relay: 800-735-2258

Web Site: www.qahealth.org

Facebook: www.facebook.com/QACDOH ♦ Twitter: @QACDOH

Joseph A. Ciotola, Jr., M.D., Health Officer

A Message from the Health Officer

To The Citizens of Queen Anne's County

Spring of 2020 brings a nasty bug known as the Coronavirus, being named COVID-19. At the time of this report, this novel virus has entered into the United States and it will be just a matter of time before we see it in Maryland.

There is great concern about the potential impact of this virus as well as the seriousness of the flu. We are working closely with our partners to minimize the spread and severity of all viruses. One of the main tools we have is to educate about the value of PREVENTION:

- ◆ Wash your hands frequently with soap and warm water for at least 20 seconds or an alcohol-based hand sanitizer;
- ◆ Cover your mouth and nose while coughing and sneezing;
- ◆ Avoid close contact with people who are sick;
- ◆ If you are sick, stay home from work or school;
- ◆ Avoid touching your eyes, nose, or mouth with unwashed hands; and,
- ◆ Practice good health habits.


Your Department of Health wants you to know that the needs of the community are always being assessed and Queen Anne's County has a dedicated, professional staff ready to serve. Please visit our website, www.qahealth.org, to stay on top of emerging information regarding COVID-19, influenza, and other public health concerns.

Be well,

Joseph A. Ciotola, Jr., M.D.

Joseph A. Ciotola, Jr., M.D.

Health Officer for Queen Anne's County



Demographic Report

Source: <https://www.census.gov/quickfacts/fact/table/queenannescountymaryland,MD/PST045218>

POPULATION DATA	QUEEN ANNE'S COUNTY	MARYLAND
Population, July 2018	50,251	6,042,718
<i>Population, Census, April 2010</i>	47,798	5,773,552
Caucasian Persons, July 2018	45,025 89.6%	3,553,112 58.8%
African American Persons, July 2018	3,216 6.4%	1,867,200 30.9%
Other Races, July 2018	2,010 4%	622,400 10.2%
People Over 65 Years of Age, July 2018	9,447 18.8%	930,579 15.4%
Military Veterans, 2013-2018	3,671	380,555
ECONOMIC INDICATORS	QUEEN ANNE'S COUNTY	MARYLAND
Median Household Income, 2018	\$92,167	\$81,868
Persons In Poverty, Percent, July 2017	6.5%	9.0%
Median Value of Residential Homes, 2013-2017	\$348,000	\$305,500
Median Gross Rent, 2013-2017	\$1,398	\$1,357
People Without Health Insurance, < 65 Years Old	5.4%	6.9%
Mean Travel Time to Work (Minutes), 2017	37	32.9
OTHER INDICATORS	QUEEN ANNE'S COUNTY	MARYLAND
High School Graduates, 2013-2017	92.1%	90%
Bachelor's Degree or Higher, 2013-2017	34.9%	39.6%



Queen Anne's County's Health Rankings for 2019

Health Outcomes STATE OF MARYLAND OVERALL RANKINGS

1	Montgomery
2	Howard
3	Frederick
4	Carroll
5	St. Mary's
6	Calvert
7	Queen Anne's
8	Anne Arundel
9	Talbot
10	Harford
11	Prince George's
12	Charles
13	Baltimore
14	Kent
15	Garrett
16	Worcester
17	Washington
18	Cecil
19	Wicomico
20	Allegany
21	Caroline
22	Dorchester
23	Somerset
24	Baltimore City

County Health Rankings help counties understand what influences how healthy residents are, and how long they will live. These rankings also look at multiple measures that affect the future health of communities such as graduation rates, access to healthy foods, rates of smoking and obesity, teen births, etc.

Communities use these rankings to advocate support for health improvement initiatives from local government agencies, health care providers, community organizations, coalitions, faith-based organizations, and the public.

Source: <https://www.countyhealthrankings.org/app/maryland/2019/rankings/queen-annes/county/outcomes/overall/snapshot>, Pages 4, 5, 6, 7



Queen Anne's County's Health Rankings for 2019

HEALTH OUTCOMES

LENGTH OF LIFE	QUEEN ANNE'S COUNTY	MARYLAND	RANKING
Premature Death <i>(Years of potential life lost before age 75 per 100,000 population)</i>	6,900	7,100	11th In State of Maryland

QUALITY OF LIFE	QUEEN ANNE'S COUNTY	MARYLAND	RANKING
Poor or Fair Health <i>(Percentage of adults reporting fair or poor health — age adjusted)</i>	11%	14%	6th In State of Maryland
Poor Physical Health Days <i>(Average number of physically unhealthy days reported in past 30 days — age adjusted)</i>	2.9	3.1	
Poor Mental Health Days <i>(Average number of mentally unhealthy days reported in past 30 days — age adjusted)</i>	3.4	3.5	
Low Birthweight <i>(Percentage of live births with low birthweight — <2,500 grams)</i>	7%	9%	



Queen Anne's County's Health Rankings for 2019

HEALTH FACTORS

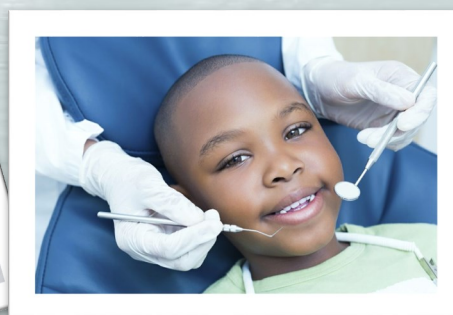
HEALTH BEHAVIORS	QUEEN ANNE'S COUNTY	MARYLAND	RANKING
Adult Smoking <i>(Percentage of adults who are current smokers)</i>	14%	14%	9th In State of Maryland
Adult Obesity <i>(Percentage of adults that report BMI \geq 30kg/m²).</i>	30%	26%	
Food Environment Index <i>(Index of factors that contribute to a healthy food environment — 0=Worst, 10=Best)</i>	9.4	9.1	
Physical Inactivity <i>(Percentage of adults age 20 and over reporting no leisure-time physical activity)</i>	21%	21%	
Access to Exercise Opportunities <i>(Percentage of population with adequate access to locations for physical activity)</i>	81%	92%	
Excessive Drinking <i>(Percentage of adults reporting binge or heavy drinking)</i>	20%	17%	
Alcohol-Impaired Driving Deaths <i>(Percentage of driving deaths with alcohol impairment)</i>	36%	30%	
Sexually Transmitted Infections <i>(Number of newly diagnosed chlamydia cases per 100,000 population)</i>	251.5	510.4	
Teen Births <i>(Number of births per 1,000 female populations ages 15-19 years)</i>	13	19	



Queen Anne's County's Health Rankings for 2019

HEALTH FACTORS

CLINICAL CARE	QUEEN ANNE'S COUNTY	MARYLAND	RANKING
Uninsured <i>(Percentage of population under age 65 without health insurance)</i>	6%	7%	12th In State of Maryland
Primary Care Physicians <i>(Ratio of population to primary care physicians)</i>	2,580:1	1,140:1	
Dentists <i>(Ratio of population to dentists)</i>	2,770:1	1,300:1	
Mental Health Providers <i>(Ratio of population to mental health providers)</i>	1,020:1	430:1	
Preventable Hospital Stays <i>(Rate of hospital stays for ambulatory-care sensitive conditions per 1,000 Medicare enrollees)</i>	4,408	4,695	
Mammography Screening <i>(Percentage of female Medicare enrollees ages 67 to 69 that receive mammography screening)</i>	40%	41%	
Flu Vaccinations <i>(Percentage of fee-for-service Medicare enrollees that had an annual flu vaccination)</i>	54%	48%	



Highlights & Initiatives

Alcohol & Drug Abuse Services

- Acupuncture was offered through one partner provider one evening each week. This evidence-based therapeutic service has proven to be instrumental to not only the reduction of negative recovery symptoms, such as anxiety, depression, lethargy and poor appetite, but it has also increased client participation.
- Peers have taken part in recovery events all over the mid shore, partnered with faith-based communities in the county, and met with all local recovery groups.
- Each year, the five mid-shore counties and *Mid-Shore Behavioral Health* continue to grow, not only in size and scope of outreach, but also in reciprocal event participation. We are highly aware that especially on the Shore, families live, work and exist throughout all mid-shore counties.
- Queen Anne's County has completed its second year of our successful campaign. In addition to various outreach efforts at local events, the *Go Purple* project culminated with the *Haunted Trap House*. This multi-night event took more than a year to plan and implement and included participation for all county agencies (public, private, faith-based groups, as well as private citizens). The premise of this successful event was based on the version that occurred 30 years ago, also in Queen Anne's County, called the *Haunted Crack House*. The title was updated to reflect the issues facing our community now, as well as the story that was told. The event took place in the evenings, repeating over three days for public attendance and began outside with a party scene with teenagers and one overdose victim. EMTs arrived to provide support and police arrested the suspects (actors). The scene then moved inside the building utilized. A court scene was first – the two actors that were arrested are being sentenced to time for drugs. Queen Anne's County States Attorney, bailiff, and the court clerk all played themselves in the scene, which only added to the reality of the event. The detention center and project directors identified two inmates who were very close to release and were willing to meet with the public in the 'jail' scene, letting them know how they ended up in the detention center, as well as the plans they have in place to remain in recovery once released. The warden himself was invested in the program to the point that he often brought the inmates himself and ensured their safety and comfort. The scenes followed the girlfriend of the person arrested in the initial scene and her mother. Scenes addressed family trauma, substance use, stigma, treatment, and recovery. The recovery scene included citizens who were in recovery and shared their personal stories for impact to the public. As the groups entered the room, a pocket guide for regional resources was created and handed to each participant. This was done, so no one had to self-identify and ask for resources. The final scene was the girlfriend and her younger sister – the older sister leaves the room and the younger sibling finds a substance and inhales it, overdosing. Initially the executive steering committee had chosen to show the younger sister passing away. However, due to the input from various groups, including those in recovery, as well as youth/teenagers (our target population) that changed. One of the youth leadership approached the directors and asked if the younger sibling could survive, as what their generation needed at this time was hope. We left the last scene open to interpretation – meaning, after the younger sister overdoses, the lights went out, when they came back up, the EMTs were working on the sister and the mother was arguing with the older sister. The lights went out for the last time. When the lights came back up, the groups that were moving through the scenes were able to ask the actors questions and interact with them. After this debriefing, the groups were moved into a resource room where CPR and Narcan training were offered, data was collected through a questionnaire, and all regional services had the opportunity to have a table, meet with the community and educate them on how to access services. This event received local accolades, along with national and international media coverage including *The Washington Post*, *The Daily Telegraph* in the Netherlands, *ABC*, *Yahoo*, *Philadelphia Inquirer*, *MSN*, *High Times*, *Maryland Public Television*. In addition the Chief Medical Officer for the White House's Office of National Drug Control Policy attended, lauded it as an excellent example of prevention and education efforts which should be replicated across the country.

Highlights & Initiatives

Prevention Services

- The **Substance Abuse Block Grant** continues to focus on underage drinking as well as safe storage and disposal of unused and expired prescription medications. Staff participated in fourteen community activities reaching more than 1,800 people. During all outreach activities, educational information is provided regarding vaping, the rise of vaping, safe storage and disposal of unused medications, and underage drinking. Deterra Bags are available during all outreach activities and *Take Back Days*. Deterra Bags are drug deactivation bags used to discard unused and expired medications. They are safe, convenient and effective. Instead of keeping unused medications for someone to take or flushing them down the toilet which is environmentally unsafe, Deterra Bags are recommended.
- **Cigarette Restitution Fund Program** staff partnered with the Cancer Prevention, Education Screening and Treatment (CPEST) program to provide Nicotine Replacement Therapy for Queen Anne's County citizens requesting assistance to quit smoking. Mini-grant funding was provided for six community organizations to assist in implementing tobacco prevention activities and events in Queen Anne's County. Support was provided for the *Destined to Rise — Stepping "Up Our Game" Women and Girls Empowerment Summit (G.E.M.)*, held on November 9, 2019 at Chesapeake College. Approximately 120 women and girls attended.
- **Tobacco Sales Compliance Project** - Queen Anne's County Prevention Services partnered with the Queen Anne's County Office of the Sheriff to provide tobacco retailer training to update twelve licensed tobacco retailers in the county on the important changes impacting tobacco sales and how to comply with the new law. Our program contracted successfully with the Queen Anne's County Office of the Sheriff to conduct Tobacco Compliance Checks throughout the county to begin January 2020. A media consultant will provide support with an underage drinking and safe storage and disposal social media campaign.
- The **Opioid Misuse Prevention Program** continues to work with the *Mid-Shore Opioid Misuse Prevention Program* leadership team bringing education and awareness on the issues of opioids.

Mobile Integrated Community Health

- The MICH team received \$40,000 in grant funding from the Center for Chronic Disease Prevention and Control at the Maryland Department of Health. The grant funding will allow for current nursing staff to obtain career path certificates for the Diabetes Educator Level 1 and 2 programs. The paramedics will receive career path certifications for the Diabetes Paraprofessional Level 2 program. The grant also provides staff reimbursement to take online courses and for diabetes education materials and equipment. In addition to Diabetes Educator training, a protocol was drafted and submitted to the Maryland Institute for Emergency Medical Services Systems (MIEMSS) that will allow the paramedics to check hemoglobin A1c levels during home visits. The ability to check A1c levels and provide a much more robust diabetes education component to the MICH home visits for diabetics and pre-diabetics will be a much welcomed addition to the program. Surveys were sent to community primary care practices – physicians were asked for their input on the MICH program's use of the A1c monitors in the home. Future workgroup meetings will include primary care physicians and protocols and procedures will be developed based on the work performed by the workgroup.

Women, Infants & Children (WIC) — Upper Shore

- Mobile WIC has been approved through the United States Department of Agriculture (USDA) and is being funded through the State of Maryland's WIC program. The unit will be stationed at sites across the counties that the Upper Shore WIC programs serves and will be able to provide full WIC services. We hope to have the unit up and running in June 2020.
- Upper Shore WIC's breastfeeding initiation rate is at a high of 77.5% in Queen Anne's and 74.5% in Kent County! Both rates are slightly above the statewide average of 73.1%

Department of Health Services

Community Health Services

Public health nursing delivers a variety of services to our citizens in Queen Anne's County. Our programs strive to promote and protect the health of the entire population. Our focus is on disease prevention, education, and outreach. Specific services include childhood and adult immunizations, prenatal and postnatal home visiting for eligible families, reproductive health clinics, treatment of sexually transmitted infections, communicable disease control, and outbreak investigations. The numbers below are for July 1, 2018 through June 30, 2019.

Community Wellness

Community Education Opportunities	682
Blood Pressure Readings	609
Dental Education for Youth and Mouth Guards Distributed	1,186
Dental Education for Adults	335

Resource Coordination

Individuals with Developmental Differences Who Receive Coordination of Community Services	151
---	-----

Communicable Disease

Flu Vaccinations Administered to Adults and Children.....	2,214
Pneumococcal Vaccinations Administered.....	17
HIV Clients Served.....	19

Reproductive Health

Family Planning Clinic Visits	196
Family Planning Clients	137
Sexually Transmitted Infection Clinic Visits	41

Adult Health

Adult Evaluations and Reviews Performed	156
Community First Choice Nurse Monitoring Visits	34
Mobile Integrated Community Health Program Visits.....	95
Colorectal Cancer Screenings	5

Maryland Health Insurance Program

Health Insurance Applications for Pregnant Women.....	43
Health Insurance Applications for Newborn Children.....	47
Health Insurance Applications for Children	21
Health Insurance Applications for Families	10
Health Insurance Applications Renewed.....	238

School Health Program

Visits from Children to the Health Suites in Schools	<i>Approximately 36,236</i>
Medications Dispensed by School Nurses	<i>Approximately 11,950</i>
Children Who Returned to Class Instead of Being Sent Home	<i>Approximately 31,250</i>

Children's Health

Children Served in the Infants' and Toddlers' Program.....	120
Car Safety Seats Distributed.....	2
Car Seats Installed in Queen Anne's.....	8

Healthy Families

Healthy Families Program Participants	35
Healthy Families Home Visits	334

Women, Infants & Children Supplemental Food Program — Upper Shore Program

WIC Participants	1,021
WIC Visits.....	2,188


Department of Health Services

Administrative Services

The Administrative Division of our Department of Health provides fiscal and personnel support to all of our health department programs. The staff is responsible for issuing birth and death certificates to our citizens.

Vital Records

Birth Certificates Issued	661
Gratis Copies for Veterans	2
Gratis Copies in Exchange for Certificate with Error.....	1
Total Birth Certificates Issued	664
Death Certificates Issued	967
Gratis Copies for Veterans	38
Total Death Certificates Issued.....	1,005



Medical Assistance Transportation Services are provided for medically-necessary, scheduled appointments for qualifying medical assistance recipients in our county.

Medical Assistance Transportation

Medical Assistance Transportation Service Recipients.....	280
Medical Assistance Transportation Services Trips	6,513



Department of Health Services

Environmental Health Services

The Environmental Health program protects public health by enforcing laws and regulations that ensure a safe and healthy environment. Some of our services include food protection, sewer program, water program, rabies program, public pool inspections, and nuisance investigations. The numbers below are for July 1, 2019 through December 31, 2019.

Perc Test Applications	52
Soil Tests and Evaluations	182
Well Permits	117
Water Samples Collected	330
Food Licenses Issued	286
Temporary Food Licenses Issued.....	138
Rabies Clinics	3
Animal Bite Investigations	108
Open Burning Permits	8
Swimming Pools Licensed	53
Foster, Adoption & Day Care Reviews	45
Sanitary Construction Permits	81
Building Permits Reviewed.....	443
Zoning Permits Reviewed	177
Pet Shops/Bird Permits	1
Beach Samples Obtained at 5 Beaches	160
<i>“Best Available Technology”</i> Septic System Permits.....	30
Transient/Other Community Water Supplies	90
Farmer’s Market Reviews.....	3



Alcohol & Drug Abuse Services *Prevention—Wellness—Recovery*

Alcohol & Drug Abuse Services focus on prevention, wellness, and recovery for all individuals in need of care who struggle with addiction. We offer clinical services, wellness services, and peer counseling services.



During the first half of Fiscal Year 2020:

In-Patient Placements.....	26
Intensive Outpatient Placements.....	32
Medication Assisted Treatment Clients	27
Overdose Survivor Responses	13
After-Care Planning Services.....	156
Support Group Attendees (Family, Peer Recovery, Anxiety, and Depression).....	330
Mobile Integrated Community Health Clients	13



Department of Health Services



Certificates of Birth & Death

Birth and death certificates are available at the Department of Health with proper documentation. Some restrictions do apply. Additional information is available on our website, www.qahealth.org, or by calling 410-758-0720.

Medical Assistance Transportation

Medical Assistance Transportation is provided for medically-necessary, scheduled services for qualifying medical assistance clients in Queen Anne's County. Trips are provided for sedan/van, wheelchair van, and non-emergency ambulance transports. These services are for those who have no other resource for transportation. Generally, 48 hours notice is required.

For more information, please contact 443-262-4462.



Department of Health Services

Adult Evaluation & Review Services

The Adult Evaluation & Review Services (AERS) team helps aging and functionally disabled adults maintain their independence in the community. The AERS team visits individuals at home, conducts a comprehensive evaluation, then recommends community resources. Please call 410-758-3711, Extension 1, for more information.



Mobile Integrated Community Health Program

Referrals to this program are received from Emergency Medical Services providers, 911 dispatch data, post discharge programs affiliated with local hospitals, and local Emergency Departments. A nurse from the Department of Health and a paramedic from the Department of Emergency



Services visits the patient in their home and assesses the patient's overall health, safety, and well-being. A medication reconciliation and education session will be performed during the home visit with a pharmacist via telemedicine. A peer recovery specialist and licensed addictions counselor will join the MICH team on home visits if appropriate for the patient's situation. Appropriate referrals to community and healthcare resources are made as necessary. Call 443-262-4515 for more information.

Alcohol & Substance Abuse Services

We provide high quality information and services for substance use disorders that ensure the needs of you or your loved ones are met and matched with local agencies who will care for them best. Our focus is prevention, wellness, and recovery for all. We are located at the Alcohol & Substance Abuse Center, 205 North Liberty Street, Centreville, Maryland. Please call 410-758-1306. The following services are offered:

Clinical Services

- Screenings for Placement (*detox, inpatient, intensive outpatient services*)
- Fentanyl Test Strips
- 8-505 Assessments
- Child Custody Assessments
- Temporary Cash Assistance Screenings
- Medication Assisted Treatment (Vivitrol and Suboxone)



Wellness Services (Coming Soon!)

- Mindfulness Classes
- Acupuncture
- Art for Recovery
- Nutrition for Recovery

Peer Services

- Peer Support
- Care Coordination (*Recovery Housing, Aftercare*)
- Naloxone Training
- Community Outreach
- Anxiety and Depression Group
- Peer-Led Recovery Group
- Family Support Group
- Narcotics Anonymous (*space provided*)
- Employment Support

Prevention–

Cigarette Restitution Fund Program Services

- Community Outreach
- School-Based Programs and Events
- Nicotine Replacement Program




Environmental Health Services

Environmental Health Services protect public health by enforcing laws and regulations that ensure a safe and healthy environment. For more information, call 410-758-2281. Some of our services include:

- **Food Protection** — Routine inspections of licensed restaurants, food-borne outbreak investigations, and permits for special events where food will be sold.



- **Sewer Program** — Evaluation and inspection of new and existing sewage disposal systems, investigation of illegal sewage disposal.



- **Water Program** — Inspection of proposed well sites, new and replacement wells. Collection of water samples from individual water supplies for testing, analyzing results; issuing certificates of potability; responding to concerns about the safety of drinking water including public supplies.

Environmental Health Services

- **Public Pool Inspections** — Licenses all public swimming pools and spas, conducts routine inspections; issues pool operators certification to persons who successfully complete an approved operator's course.
- **Rabies Program** — Provides 24 hour on-call services for human or pet exposure to suspected rabid animals and provides low cost rabies vaccination clinics for dogs and cats. Investigates rabies and animal bite cases.
- **Nuisance Investigations** — Assists communities to prevent and control rodent and insect infestations. Investigates citizen complaints.



Cancer Screening Programs

Colorectal Cancer Screening — The Colorectal Cancer Program provides screening to uninsured or underinsured men and women ages 50 to 64. Through agreements with local physicians, the program offers colonoscopies and medical consultation. Participants must meet income guidelines.

Skin Cancer Prevention —

This educational program focuses on sun safety and the importance of developing life-long habits that protect the skin and minimize the incidence of skin cancer.



Community Wellness — Living Healthy Program

The *Community Wellness — Living Healthy Program* promotes and provides services to support a healthy community. Services are provided throughout the county to offer awareness related to chronic disease and prevention of chronic health conditions. These services allow community health nurses to partner with local businesses and community members to offer free health screenings for blood pressure, heart rate, cholesterol and glucose screenings. In addition, health-related displays, materials, and giveaways are available to attendees. If you would like more information in regards to a healthy lifestyle, please call a Wellness nurse at 410-758-0720, Ext. 4524, for more information.



Communicable Diseases

Our registered nurses strive to protect the community by investigating outbreaks and work to eliminate vaccine-preventable diseases by providing the following services:

- Administer various child and adult vaccines;
- Administer pre-exposure rabies vaccine as indicated;
- Tuberculosis screening;
- Directly-observed therapy for tuberculosis treatment;
- HIV testing and counseling; and,
- Routine surveillance of nationally-reportable diseases.



Emergency Preparedness

The Emergency Preparedness Program works cooperatively with multiple agencies in Queen Anne's County, surrounding counties, and statewide to prepare for disasters both natural and man-made. Preparations include written plans, training exercises, and education. Knowing what to do in an emergency situation, who to call, or how you can help is the backbone of this program. For more information call 410-758-0720 or visit our web site at www.qahealth.org.



Department of Health Services

Maryland Children's Health Program

The Department of Health determines eligibility for health insurance coverage for average to low-income children under age 19 and for pregnant women of any age, families with children under the age of 21, and for childless adults under age 65. Working families are encouraged to apply on line at www.MarylandHealthConnection.gov, in person, or through the Maryland Health Connection Call Center at 855-642-8572.



Administrative Care Coordination

Staff are available to assist with HealthChoice health insurance issues when necessary. A nurse works with the member, primary care doctor, and the Managed Care Organization (MCO) to solve problems. For help, call 410-758-0720.



Healthy Families Mid-Shore

The Healthy Families program is an evidence-based, accredited home visiting program that provides services to expectant and new parents who are eligible for the Maryland Children's Health Program or are uninsured. Using the "*Growing Great Kids*" curriculum, the Family Support Specialists offer support services, resources and education for prenatal/postpartum women, fathers, infants and children. Services include developmental screenings for children, providing referrals to community resources, and information regarding essential parenting skills. The program is voluntary and geared towards each family's individual needs. Call 410-758-0720 for more information.



Reproductive Health

Physical exams and contraceptive care are provided to women of childbearing age by appointment, as well as pregnancy testing and emergency contraception.


Pre-conceptual counseling is available for males and females. Call 410-758-0720 for an appointment.



Sexually Transmitted Infections

Patients are screened by phone initially.

Appointments are on Wednesdays only and can be made by calling 410-758-0720. Services include testing and treatment of specific sexually transmitted infections.



Department of Health Services



Immunizations

Child and adult immunizations are available on Thursdays at the Department of Health. Please call 410-758-0720 for an appointment.

Infants & Toddlers Program

The first three years of a child's life are the most critical time for learning. Children develop at different rates and times and their temperaments differ from one another. If you have a concern with your child's development from birth to age three, or if your child has a diagnosis that puts them at risk for delay, please call for a referral. There is no cost to families and there are no income requirements. A team of professionals work with your family and provide support and help for your child if you would like. Please call 410-758-0720 for information.




School Health



Queen Anne's County Department of Health and the Queen Anne's County Board of Education have partnered to provide health services to students attending Queen Anne's County public schools. Each school's staff includes either a full-time registered nurse or a licensed practical nurse who is responsible for implementing the county's school health program.


Child Passenger Safety

The Child Passenger Safety Program of Queen Anne's County helps families with young children learn the proper use and installation of car seats. For further information, call 410-758-0720.



Coordination of Community Services for Developmentally Disabled

Queen Anne's County Department of Health provides resource coordination for children and adults with developmental disabilities. Coordinators of Community Services provide linkage to supports and services in the community and can assist with accessing vocational, residential and support services such as respite, behavior management and advocacy. More information may be obtained by calling 443-262-4517.



Lead Poisoning

A Department of Health team investigates cases of lead-poisoned children. Patient education is provided to families and their children.







WIC — Women, Infants & Children

The Upper Shore WIC Program provides nutrition education, breastfeeding support, and a supplemental package of nutritious foods to pregnant or postpartum women, infants, and children under five years of age who have financial and nutritional needs. Call 443-262-4423 for information.

Breastfeeding Support Services

Our WIC program offers an International Board Certified Lactation Consultant/Registered Nurse who is available to answer medical and breastfeeding questions. Please call 410-758-0720, Extension 4510, for more information. We also offer a Peer Counselor Program — peer counselors are moms just like you that have been on WIC and breastfed their babies. They offer breastfeeding support on an individual basis. Please call 443-262-4423 and press 1. More information can be found at www.mdwic.org under breastfeeding services.





**Queen Anne's County
Department of Health**



*206 North Commerce Street
Centreville, Maryland 21617*

*We're On The Web!
www.qahealth.org*

*Thank you to the
Queen Anne's County Commissioners
for their support
to the Department of Health*



Board of Commissioners 2019

*Steve Wilson
Christopher Corchiarino
Phillip Dumenil
James Moran
Jack Wilson, Jr.*



**Queen Anne's County
Department of Health
Department Directory**

**Birth & Death Certificates
410-758-0720**

**Car Seat Safety Program
410-758-0720**

**Colorectal Cancer Screening
410-758-0720**



**Children's Services
410-758-0720**

**Coordination of Community Services
443-249-3257**

**Emergency Preparedness & Response Services
410-758-0720**

**Environmental Health Services
410-758-2281**

**Health Insurance Programs
410-758-0720**

**Medical Assistance Transportation
443-262-4462**

**Mobile Integrated Community Health Program
443-262-4515**

**Nursing & Community Health Services
410-758-0720**

**Substance Use Disorder Services
410-758-1306**

**Upper Shore WIC Program
443-262-4423**



The Queen Anne's County Department of Health complies with applicable Federal Civil Rights Laws and does not discriminate, exclude people, or treat them differently on the basis of race, color, national origin, age, disability or sex.